



2015 MSA FORMULA CHAMPIONSHIP

**Rounds 28, 29 & 30
Brands Hatch GP**

10th / 11th October 2015



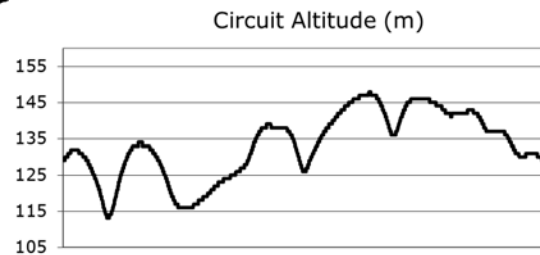
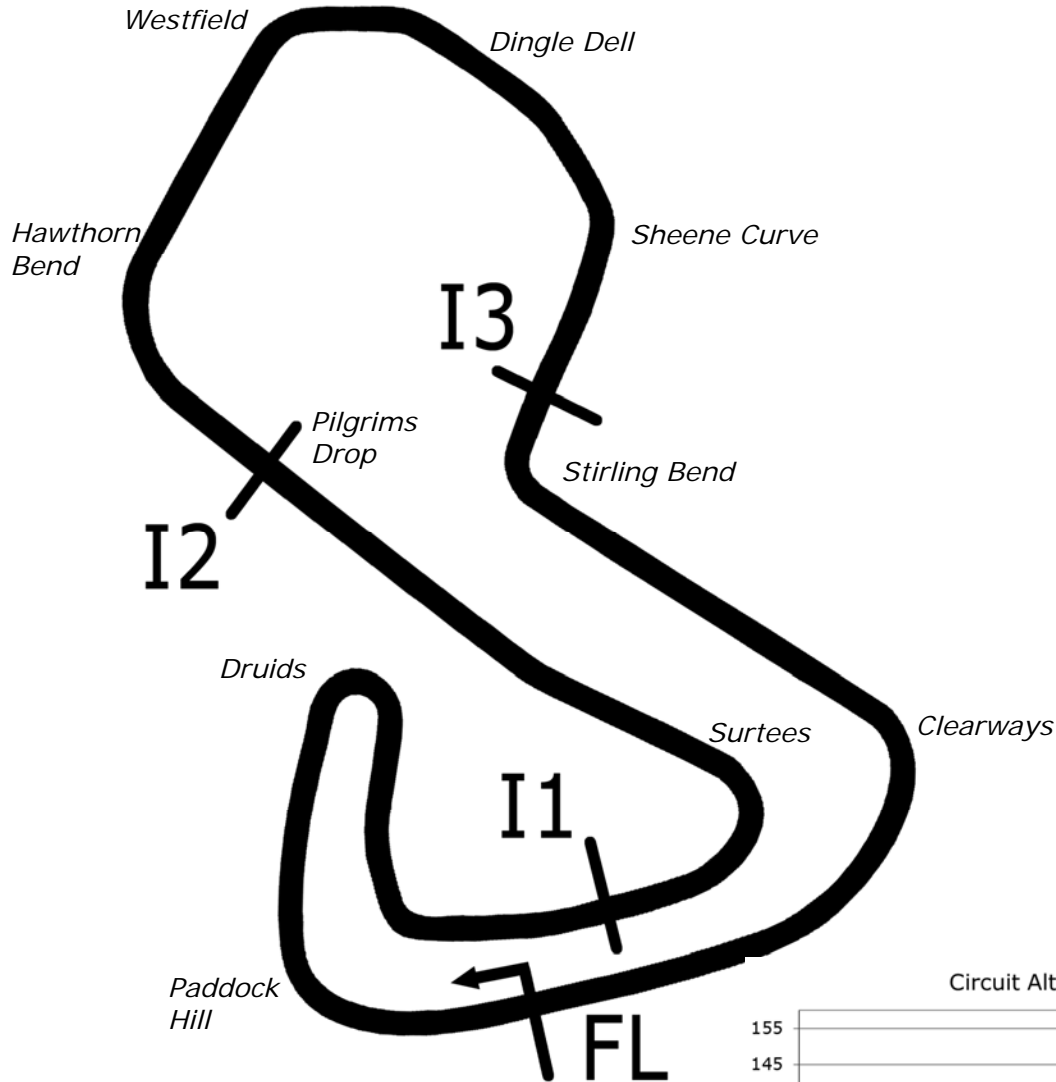
Results Provided by Timing Solutions Ltd
www.tsl-timing.com

Brands Hatch GP



SPORTS TIMING

TIMING SOLUTIONS LTD



Length	2.4332 miles	3916.0 m	
FL		51.36032 N	0.26032 E
I1	1116m	51.35934 N	0.25955 E
I2	1796m	51.35628 N	0.22660 E
I3	2928m	51.35532 N	0.26250 E
Pit Entry	3646m	51.35911 N	0.25743 E
Pit Exit	26m after FL	51.36027 N	0.26078 E
Pit Entry-Pit Exit 277m, 16.6s @60kph, 12.4s @80kph			

All results available at www.tsl-timing.com

2015 MSA Formula Championship

QUALIFYING - ROUND 28 - CLASSIFICATION

POS	NO	CL	PIC NAME	ENTRY	TIME	ON	LAPS	GAP	DIFF	MPH
1	31		1 Lando NORRIS	Carlin	1:25.848	14	14			102.03
2	10		2 Colton HERTA	Carlin	1:26.286	13	14	0.438	0.438	101.52
3	3		3 Sennan FIELDING	JHR Developments	1:26.689	11	11	0.841	0.403	101.04
4	11		4 Ricky COLLARD	Arden	1:26.699	14	14	0.851	0.010	101.03
5	65	R	1 Enaam AHMED	Arden	1:26.708	14	14	0.860	0.009	101.02
6	26*		5 Toby SOWERY	MBM Motorsport	1:26.864	9	9	1.016	0.156	100.84
7	15		6 James PULL	Fortec	1:26.918	13	13	1.070	0.054	100.78
8	18		7 Matheus LEIST	Double R	1:27.060	7	7	1.212	0.142	100.61
9	21	R	2 Petru FLORESCU	Carlin	1:27.191	14	14	1.343	0.131	100.46
10	46	R	3 Rafael MARTINS	SWB Motorsport	1:27.280	13	13	1.432	0.089	100.36
11	19	R	4 Sandy MITCHELL	Arden	1:27.369	14	14	1.521	0.089	100.26
12	14	R	5 Daniel BAYBUTT	JTR	1:27.430	13	13	1.582	0.061	100.19
13	59	R	6 Josh SMITH	Fortec	1:27.467	12	13	1.619	0.037	100.15
14	22*		8 Tarun REDDY	Double R	1:27.591	12	13	1.743	0.124	100.00
15	51	R	7 Ameya VAIDYANATHAN	JTR	1:28.626	12	13	2.778	1.035	98.84
16	25		9 Louise RICHARDSON	Richardson Racing	1:28.732	10	10	2.884	0.106	98.72
17	96		10 Jack BUTEL	JHR Developments	1:29.822	13	13	3.974	1.090	97.52
18	88		11 Greg HOLLOWAY	Richardson Racing	1:33.230	13	13	7.382	3.408	93.95
19	8	R	8 Darius KARBALEY	Falcon Motorsport	1:35.297	3	3	9.449	2.067	91.92

*Car 26 - transponder not working, please fix before the next session.

*Car 22 - time disallowed, exceeding track limits.

Weather / Track : Cloudy / Dry

These results are provisional until the conclusion of any judicial and technical matters.

Brands Hatch GP

Circuit Length = 2.4332 miles

Start: 08:58 Flag 09:28 End: 09:29

Clerk Of Course :

Timekeeper :

2015 MSA Formula Championship

QUALIFYING - ROUND 30 - 2ND FASTEST CLASSIFICATION

POS	NO	CL	PIC NAME	ENTRY	TIME	ON	LAPS	GAP	DIFF	MPH
1	31		1 Lando NORRIS	Carlin	1:26.154	13	14			101.67
2	10		2 Colton HERTA	Carlin	1:26.552	9	14	0.398	0.398	101.20
3	3		3 Sennan FIELDING	JHR Developments	1:26.831	10	11	0.677	0.279	100.88
4	65	R	1 Enaam AHMED	Arden	1:26.862	13	14	0.708	0.031	100.84
5	26*		4 Toby SOWERY	MBM Motorsport	1:26.948	8	9	0.794	0.086	100.74
6	11		5 Ricky COLLARD	Arden	1:27.021	13	14	0.867	0.073	100.66
7	15		6 James PULL	Fortec	1:27.423	12	13	1.269	0.402	100.20
8	14	R	2 Daniel BAYBUTT	JTR	1:27.594	12	13	1.440	0.171	100.00
9	19	R	3 Sandy MITCHELL	Arden	1:27.626	13	14	1.472	0.032	99.96
10	59	R	4 Josh SMITH	Fortec	1:27.676	13	13	1.522	0.050	99.91
11	21	R	5 Petru FLORESCU	Carlin	1:27.802	13	14	1.648	0.126	99.76
12	22*		7 Tarun REDDY	Double R	1:27.991	11	13	1.837	0.189	99.55
13	46	R	6 Rafael MARTINS	SWB Motorsport	1:28.032	12	13	1.878	0.041	99.50
14	18		8 Matheus LEIST	Double R	1:28.379	6	7	2.225	0.347	99.11
15	25		9 Louise RICHARDSON	Richardson Racing	1:28.735	9	10	2.581	0.356	98.71
16	51	R	7 Ameya VAIDYANATHAN	JTR	1:29.397	11	13	3.243	0.662	97.98
17	96		10 Jack BUTEL	JHR Developments	1:30.891	12	13	4.737	1.494	96.37
18	88		11 Greg HOLLOWAY	Richardson Racing	1:33.303	12	13	7.149	2.412	93.88
19	8	R	8 Darius KARBALEY	Falcon Motorsport	1:58.687	2	3	32.533	25.384	73.80

*Car 26 - transponder not working, please fix before the next session.

*Car 22 - time disallowed, exceeding track limits.

Weather / Track : Cloudy / Dry

These results are provisional until the conclusion of any judicial and technical matters.

Brands Hatch GP

Circuit Length = 2.4332 miles

Start: 08:58 Flag 09:28 End: 09:29

Clerk Of Course :

Timekeeper :

2015 MSA Formula Championship

QUALIFYING - ROUND 28 - SECTOR ANALYSIS

SECTOR 1 = FL to I1, SECTOR 2 = I1 to I2 SECTOR 3 = I2 to I3, SECTOR 4 = I3 to FL, DIFF = Difference To Personal Best Lap

P1 31		Lando NORRIS						Carlin				
IDEAL LAP TIME : 1:25.848		BEST LAP TIME : 1:25.848						DIFFERENCE : 0.000				
LAP	SECTOR 1	SECTOR 2		SECTOR 3		SECTOR 4		LAP TIME	MPH	DIFF	TIME OF DAY	
1 -	OUTLAP	88.8	19.258	108.9	26.331	84.2	24.147	110.5	1:47.240	81.68	21.392	09:00:33.520
2 -	33.980	62.0	18.387	119.4	25.292	65.7	23.283	120.6	1:40.942	86.78	15.094	09:02:14.462
3 -	29.083	101.8	17.126	122.9	22.901	89.1	25.482	121.3	1:34.592	92.60	8.744	09:03:49.054
4 -	28.529	102.4	16.826	123.5	22.230	102.4	21.368	122.6	1:28.953	98.47	3.105	09:05:18.007
5 -	28.499	101.3	17.474	103.4	27.110	70.1	IN PIT		6:35.657	P 22.13	5:09.809	09:11:53.664
6 -	OUTLAP	89.2	18.718	117.9	27.042	54.6	26.115	117.9	1:49.608	79.91	23.760	09:13:43.272
7 -	30.106	101.3	17.086	120.6	23.190	93.3	21.563	122.0	1:31.945	95.27	6.097	09:15:15.217
8 -	28.216	103.4	16.621	123.5	21.925	104.6	21.121	122.9	1:27.883	99.67	2.035	09:16:43.100
9 -	27.719	103.8	16.643	123.8	21.888	104.5	20.977	123.1	1:27.227	00.42	1.379	09:18:10.327
10 -	27.320	103.8	16.532	123.8	21.512	103.2	IN PIT		4:29.254	P 32.53	3:03.406	09:22:39.581
11 -	OUTLAP	102.6	16.835	122.2	22.087	98.6	21.275	122.0	1:30.608	96.67	4.760	09:24:10.189
12 -	27.521	103.2	16.589	123.1	21.472	106.5	20.877	122.9	1:26.459	(3) 01.31	0.611	09:25:36.648
13 -	27.393	103.8	16.535	123.1	21.379	105.5	20.847	122.9	1:26.154	(2) 01.67	0.306	09:27:02.802
14 -	27.260	104.0	16.471	123.1	21.342	106.6	20.775	122.9	1:25.848	(1) 02.03		09:28:28.650

P2 10		Colton HERTA						Carlin				
IDEAL LAP TIME : 1:26.285		BEST LAP TIME : 1:26.286						DIFFERENCE : 0.001				
LAP	SECTOR 1	SECTOR 2		SECTOR 3		SECTOR 4		LAP TIME	MPH	DIFF	TIME OF DAY	
1 -	OUTLAP	84.9	19.869	99.5	25.818	90.9	24.333	103.4	1:50.125	79.54	23.839	09:00:31.806
2 -	31.328	87.7	18.229	107.0	23.379	96.4	22.251	119.4	1:35.187	92.02	8.901	09:02:06.993
3 -	28.949	100.3	17.258	122.0	22.646	100.1	21.773	121.5	1:30.626	96.65	4.340	09:03:37.619
4 -	28.535	102.2	17.043	122.6	22.084	103.5	22.770	121.5	1:30.432	96.86	4.146	09:05:08.051
5 -	28.283	101.8	16.933	121.1	23.709	86.2	IN PIT		6:46.256	P 21.56	5:19.970	09:11:54.307
6 -	OUTLAP	89.9	17.887	106.3	23.144	102.2	21.641	121.1	1:35.460	91.76	9.174	09:13:29.767
7 -	28.265	102.2	16.898	122.4	21.885	104.2	21.252	121.7	1:28.300	99.20	2.014	09:14:58.067
8 -	27.768	102.9	16.767	122.4	21.619	104.8	21.499	122.2	1:27.653	99.93	1.367	09:16:25.720
9 -	27.425	103.2	16.669	122.6	21.496	108.0	20.962	122.6	1:26.552	(2) 01.20	0.266	09:17:52.272
10 -	28.258	103.2	17.990	100.3	24.020	68.0	IN PIT		4:50.287	P 30.17	3:24.001	09:22:42.559
11 -	OUTLAP	102.6	16.695	122.6	21.683	104.8	21.550	122.6	1:33.257	93.93	6.971	09:24:15.816
12 -	27.848	103.2	16.647	123.1	21.588	104.2	21.031	123.1	1:27.114	(3) 00.55	0.828	09:25:42.930
13 -	27.405	102.7	16.586	123.3	21.470	104.8	20.825	123.8	1:26.286	(1) 01.52		09:27:09.216
14 -	50.780	90.8	19.883	94.3	25.507	84.0	24.072	117.7	2:00.242	72.85	33.956	09:29:09.458

P3 3		Sennan FIELDING						JHR Developments				
IDEAL LAP TIME : 1:26.559		BEST LAP TIME : 1:26.689						DIFFERENCE : 0.130				
LAP	SECTOR 1	SECTOR 2		SECTOR 3		SECTOR 4		LAP TIME	MPH	DIFF	TIME OF DAY	
1 -	OUTLAP	89.3	20.252	94.1	26.689	76.8	23.966	117.3	1:49.330	80.12	22.641	09:04:05.375
2 -	33.768	67.6	18.506	104.8	32.492	62.3	IN PIT		7:51.835	P 18.56	6:25.146	09:11:57.210
3 -	OUTLAP	99.8	17.814	119.4	22.854	98.5	21.759	122.0	1:34.857	92.34	8.168	09:13:32.067
4 -	28.498	102.1	16.955	123.8	22.143	99.7	21.534	121.7	1:29.130	98.28	2.441	09:15:01.197
5 -	27.958	101.8	16.885	122.6	22.049	102.6	21.281	122.2	1:28.173	99.34	1.484	09:16:29.370
6 -	27.700	102.7	16.697	123.1	21.710	104.5	21.143	122.2	1:27.250	00.39	0.561	09:17:56.620
7 -	36.700	92.6	17.622	119.4	24.494	69.7	IN PIT		4:55.139	P 29.68	3:28.450	09:22:51.759
8 -	OUTLAP	100.3	17.146	120.2	22.576	101.0	21.338	122.0	1:31.922	95.29	5.233	09:24:23.681
9 -	27.510	102.7	16.659	123.3	21.657	104.5	21.072	122.6	1:26.898	(3) 00.80	0.209	09:25:50.579
10 -	27.538	103.4	16.580	123.3	21.551	106.5	21.162	121.1	1:26.831	(2) 00.88	0.142	09:27:17.410
11 -	27.478	103.5	16.598	123.5	21.640	104.8	20.973	122.9	1:26.689	(1) 01.04		09:28:44.099

P4 11		Ricky COLLARD						Arden				
IDEAL LAP TIME : 1:26.599		BEST LAP TIME : 1:26.699						DIFFERENCE : 0.100				
LAP	SECTOR 1	SECTOR 2		SECTOR 3		SECTOR 4		LAP TIME	MPH	DIFF	TIME OF DAY	
1 -	OUTLAP	76.1	21.289	92.0	26.139	78.7	24.551	100.0	1:51.741	78.39	25.042	09:00:39.457
2 -	33.115	74.3	18.899	120.0	25.056	83.9	26.349	91.4	1:43.419	84.70	16.720	09:02:22.876
3 -	31.334	99.7	18.357	120.0	23.166	93.5	23.519	107.8	1:36.376	90.89	9.677	09:03:59.252
4 -	30.172	84.6	17.711	119.6	23.519	90.1	22.308	122.0	1:33.710	93.47	7.011	09:05:32.962
5 -	32.233	70.0	25.051	70.5	33.780	76.8	IN PIT		6:24.910	P 22.75	4:58.211	09:11:57.872
6 -	OUTLAP	96.4	17.881	122.4	23.365	82.4	22.626	122.2	1:36.082	91.17	9.383	09:13:33.954

Weather / Track : Cloudy / Dry

Brands Hatch GP

Circuit Length = 2.4332 miles

Start: 08:58 Flag 09:28 End: 09:29

2015 MSA Formula Championship

QUALIFYING - ROUND 28 - SECTOR ANALYSIS

SECTOR 1 = FL to I1, SECTOR 2 = I1 to I2 SECTOR 3 = I2 to I3, SECTOR 4 = I3 to FL, DIFF = Difference To Personal Best Lap

7 -	28.263	102.2	16.919	123.5	23.678	98.6	21.519	122.0	1:30.379	96.92	3.680	09:15:04.333
8 -	28.314	102.2	16.739	123.8	21.978	106.0	21.250	122.9	1:28.281	99.22	1.582	09:16:32.614
9 -	27.987	102.7	16.785	123.5	22.004	103.4	21.161	122.4	1:27.937	99.61	1.238	09:18:00.551
10 -	27.757	103.2	16.660	124.2	21.886	102.9	IN PIT		4:43.381	P 30.91	3:16.682	09:22:43.932
11 -	OUTLAP	102.6	16.930	123.8	21.977	102.1	21.402	122.9	1:32.762	94.43	6.063	09:24:16.694
12 -	27.577	103.5	16.767	124.0	21.755	106.5	21.109	122.9	1:27.208	(3) 00.44	0.509	09:25:43.902
13 -	27.621	103.5	16.627	124.0	21.816	106.5	20.957	122.9	1:27.021	(2) 00.66	0.322	09:27:10.923
14 -	27.444	103.2	16.721	123.5	21.571	107.8	20.963	123.5	1:26.699	(1) 101.03		09:28:37.622

P5		65 R		Enaam AHMED				Arden				
IDEAL LAP TIME :		1:26.677		BEST LAP TIME :		1:26.708		DIFFERENCE : 0.031				
LAP	SECTOR 1	SECTOR 2	SECTOR 3	SECTOR 4	LAP TIME	MPH	DIFF	TIME OF DAY				
1 -	OUTLAP	87.2	20.358	99.4	26.022	89.7	23.284	112.9	1:47.792	81.26	21.084	09:00:36.929
2 -	31.825	79.1	18.544	113.7	24.471	78.3	23.557	121.5	1:38.397	89.02	11.689	09:02:15.326
3 -	29.151	102.2	17.082	124.2	22.625	99.1	21.937	122.4	1:30.795	96.47	4.087	09:03:46.121
4 -	28.918	102.2	17.067	124.0	22.438	101.3	21.472	123.1	1:29.895	97.44	3.187	09:05:16.016
5 -	28.487	101.9	18.853	108.5	26.565	75.0	IN PIT		6:40.661	P 21.86	5:13.953	09:11:56.677
6 -	OUTLAP	90.8	18.256	118.5	24.368	82.3	22.799	122.9	1:38.361	89.05	11.653	09:13:35.038
7 -	28.317	102.9	16.814	124.0	22.030	103.4	21.176	123.5	1:28.337	99.16	1.629	09:15:03.375
8 -	27.914	103.8	16.648	124.7	22.029	103.2	21.276	124.0	1:27.867	99.69	1.159	09:16:31.242
9 -	27.737	103.4	16.696	124.2	21.930	105.6	21.205	122.6	1:27.568	00.03	0.860	09:17:58.810
10 -	27.731	103.7	16.530	124.0	21.802	104.2	IN PIT		4:46.817	P 30.54	3:20.109	09:22:45.627
11 -	OUTLAP	103.2	16.821	121.7	22.504	101.3	21.435	123.5	1:32.054	95.15	5.346	09:24:17.681
12 -	27.671	103.5	16.584	124.5	21.826	104.3	21.070	123.3	1:27.151	(3) 00.51	0.443	09:25:44.832
13 -	27.514	103.8	16.596	124.5	21.782	105.8	20.970	124.0	1:26.862	(2) 00.84	0.154	09:27:11.694
14 -	27.495	104.0	16.544	124.7	21.799	104.6	20.870	124.2	1:26.708	(1) 101.02		09:28:38.402

P6		26		Toby SOWERY				MBM Motorsport				
IDEAL LAP TIME :				BEST LAP TIME :		1:26.864		DIFFERENCE :				
LAP	SECTOR 1	SECTOR 2	SECTOR 3	SECTOR 4	LAP TIME	MPH	DIFF	TIME OF DAY				
1 -					1:40.732	86.96	13.868	09:03:00.701				
2 -					10:48.126	13.51	9:21.262	09:13:48.827				
3 -					1:30.275	97.03	3.411	09:15:19.102				
4 -					1:28.019	99.52	1.155	09:16:47.121				
5 -					1:29.244	98.15	2.380	09:18:16.365				
6 -					6:11.391	23.58	4:44.527	09:24:27.756				
7 -					1:27.583	(3) 00.01	0.719	09:25:55.339				
8 -					1:26.948	(2) 00.74	0.084	09:27:22.287				
9 -					1:26.864	(1) 100.84		09:28:49.151				

P7		15		James PULL				Fortec				
IDEAL LAP TIME :		1:26.918		BEST LAP TIME :		1:26.918		DIFFERENCE : 0.000				
LAP	SECTOR 1	SECTOR 2	SECTOR 3	SECTOR 4	LAP TIME	MPH	DIFF	TIME OF DAY				
1 -	OUTLAP	81.0	21.034	95.7	28.256	83.9	25.610	95.7	1:53.283	77.32	26.365	09:01:46.928
2 -	32.867	89.5	19.131	99.8	26.297	91.0	22.728	121.3	1:41.023	86.71	14.105	09:03:27.951
3 -	30.116	83.0	19.364	106.8	23.706	99.8	21.807	122.9	1:34.993	92.21	8.075	09:05:02.944
4 -	28.495	102.9	16.964	124.7	24.412	90.0	IN PIT		7:06.390	P 20.54	5:39.472	09:12:09.334
5 -	OUTLAP	99.4	18.235	120.0	33.522	62.0	23.813	121.3	1:51.001	78.91	24.083	09:14:00.335
6 -	28.630	102.7	17.180	124.5	24.223	55.9	IN PIT		2:10.665	P 67.04	43.747	09:16:11.000
7 -	OUTLAP	95.5	17.433	116.1	23.001	105.0	21.612	122.6	1:34.271	92.92	7.353	09:17:45.271
8 -	28.038	103.5	16.660	124.7	22.532	104.2	21.630	123.1	1:28.860	98.58	1.942	09:19:14.131
9 -	28.617	103.8	16.978	123.8	23.273	79.8	IN PIT		3:38.798	P 40.03	2:11.880	09:22:52.929
10 -	OUTLAP	101.0	16.952	123.5	23.099	104.5	21.368	123.8	1:32.541	94.65	5.623	09:24:25.470
11 -	27.725	103.5	16.666	125.2	22.237	106.3	21.167	124.0	1:27.795	(3) 99.77	0.877	09:25:53.265
12 -	27.571	104.5	16.569	125.4	22.177	106.6	21.106	124.0	1:27.423	(2) 00.20	0.505	09:27:20.688
13 -	27.365	104.3	16.536	125.4	21.990	107.7	21.027	124.5	1:26.918	(1) 100.78		09:28:47.606

P8		18		Matheus LEIST				Double R				
IDEAL LAP TIME :		1:26.736		BEST LAP TIME :		1:27.060		DIFFERENCE : 0.324				
LAP	SECTOR 1	SECTOR 2	SECTOR 3	SECTOR 4	LAP TIME	MPH	DIFF	TIME OF DAY				

Weather / Track : Cloudy / Dry

Brands Hatch GP
Circuit Length = 2.4332 miles
Start: 08:58 Flag 09:28 End: 09:29

2015 MSA Formula Championship

QUALIFYING - ROUND 28 - SECTOR ANALYSIS

SECTOR 1 = FL to I1, SECTOR 2 = I1 to I2 SECTOR 3 = I2 to I3, SECTOR 4 = I3 to FL, DIFF = Difference To Personal Best Lap

1 -	OUTLAP	79.3	21.557	95.5	27.390	82.1	24.512	105.5	1:53.516	77.16	26.456	09:01:54.644
2 -	30.995	98.6	17.483	120.9	24.190	92.4	22.293	122.2	1:34.961	92.24	7.901	09:03:29.605
3 -	28.772	100.3	17.332	121.3	22.937	97.6	21.713	122.4	1:30.754 (3)	96.52	3.694	09:05:00.359
4 -	28.439	102.1	16.925	123.3	24.889	100.6	IN PIT		7:37.423 P	19.15	6:10.363	09:12:37.782
5 -	OUTLAP	98.1	17.677	115.7	23.211	96.1	21.727	122.6	1:35.307	91.91	8.247	09:14:13.089
6 -	28.000	102.9	16.924	123.1	22.079	103.0	21.376	122.9	1:28.379 (2)	99.11	1.319	09:15:41.468
7 -	27.592	103.4	16.647	123.3	21.844	104.5	20.977	123.1	1:27.060 (1)	100.61		09:17:08.528

P9 21 R		Petru FLORESCU				Carlin						
IDEAL LAP TIME : 1:27.114		BEST LAP TIME : 1:27.191				DIFFERENCE : 0.077						
LAP	SECTOR 1	SECTOR 2		SECTOR 3		SECTOR 4		LAP TIME	MPH	DIFF	TIME OF DAY	
1 -	OUTLAP	84.0	19.878	98.3	26.548	91.3	23.788	110.5	1:48.193	80.96	21.002	09:00:35.113
2 -	30.869	95.1	18.375	120.9	24.247	96.0	22.753	119.1	1:36.244	91.01	9.053	09:02:11.357
3 -	29.522	100.7	17.445	122.4	23.455	98.1	22.281	121.5	1:32.703	94.49	5.512	09:03:44.060
4 -	28.838	100.9	17.122	122.9	22.672	99.4	21.757	122.2	1:30.389	96.91	3.198	09:05:14.449
5 -	28.776	101.6	17.699	121.7	27.188	79.3	IN PIT		6:40.665 P	21.86	5:13.474	09:11:55.114
6 -	OUTLAP	97.8	17.783	105.5	23.968	100.9	21.985	120.4	1:36.337	90.92	9.146	09:13:31.451
7 -	28.466	102.1	17.087	122.2	23.348	96.9	21.771	122.2	1:30.672	96.61	3.481	09:15:02.123
8 -	28.209	102.6	16.907	123.1	22.151	103.4	21.310	122.4	1:28.577	98.89	1.386	09:16:30.700
9 -	28.878	88.1	18.291	118.1	22.783	104.2	24.887	97.6	1:34.839	92.36	7.648	09:18:05.539
10 -	32.571	60.8	20.493	121.7	22.686	94.9	IN PIT		4:35.234 P	31.82	3:08.043	09:22:40.773
11 -	OUTLAP	101.2	17.102	122.4	22.434	102.7	21.530	121.5	1:31.657	95.57	4.466	09:24:12.430
12 -	27.892	102.7	16.786	122.6	22.034	104.3	21.217	122.2	1:27.929 (3)	99.62	0.738	09:25:40.359
13 -	27.758	101.5	16.958	122.9	21.989	104.5	21.097	122.4	1:27.802 (2)	99.76	0.611	09:27:08.161
14 -	27.517	103.2	16.863	122.4	21.742	105.6	21.069	122.4	1:27.191 (1)	100.46		09:28:35.352

P10 46 R		Rafael MARTINS				SWB Motorsport						
IDEAL LAP TIME : 1:27.280		BEST LAP TIME : 1:27.280				DIFFERENCE : 0.000						
LAP	SECTOR 1	SECTOR 2		SECTOR 3		SECTOR 4		LAP TIME	MPH	DIFF	TIME OF DAY	
1 -	OUTLAP	79.4	23.902	80.4	32.966	68.6	29.327	81.4	2:08.403	68.22	41.123	09:01:38.935
2 -	35.378	78.0	22.238	80.0	31.062	72.3	25.200	103.5	1:53.878	76.92	26.598	09:03:32.813
3 -	31.142	86.5	19.534	89.3	24.339	95.4	22.287	120.9	1:37.302	90.02	10.022	09:05:10.115
4 -	29.091	100.0	18.265	97.8	28.753	85.9	IN PIT		6:55.404 P	21.08	5:28.124	09:12:05.519
5 -	OUTLAP	97.2	18.564	101.9	24.831	89.5	23.116	120.0	1:39.994	87.60	12.714	09:13:45.513
6 -	28.865	101.8	16.959	122.9	22.685	98.2	21.733	122.9	1:30.242	97.07	2.962	09:15:15.755
7 -	28.195	103.0	16.841	123.8	22.193	104.6	21.802	122.4	1:29.031 (3)	98.39	1.751	09:16:44.786
8 -	27.770	103.0	16.694	124.0			25.120	119.8	1:53.745	77.01	26.465	09:18:38.531
9 -	28.729	102.4	18.278	102.9	27.960	73.5	IN PIT		4:22.529 P	33.36	2:55.249	09:23:01.060
10 -	OUTLAP	102.1	16.914	122.9	22.734	101.8	21.713	123.3	1:34.459	92.73	7.179	09:24:35.519
11 -	31.818	74.8	20.816	107.3	23.114	102.2	21.713	122.0	1:37.461	89.88	10.181	09:26:12.980
12 -	27.852	103.0	16.642	123.3	22.229	104.6	21.309	122.4	1:28.032 (2)	99.50	0.752	09:27:41.012
13 -	27.558	103.5	16.562	123.1	21.989	106.1	21.171	122.4	1:27.280 (1)	100.36		09:29:08.292

P11 19 R		Sandy MITCHELL				Arden						
IDEAL LAP TIME : 1:27.284		BEST LAP TIME : 1:27.369				DIFFERENCE : 0.085						
LAP	SECTOR 1	SECTOR 2		SECTOR 3		SECTOR 4		LAP TIME	MPH	DIFF	TIME OF DAY	
1 -	OUTLAP	81.6	19.948	95.0	26.201	91.1	23.613	110.3	1:49.035	80.33	21.666	09:00:33.944
2 -	31.274	97.3	17.736	120.6	23.794	98.3	22.744	119.1	1:35.548	91.68	8.179	09:02:09.492
3 -	29.986	98.8	17.375	122.0	23.509	99.1	22.258	120.9	1:33.128	94.06	5.759	09:03:42.620
4 -	28.774	101.6	17.111	122.6	22.898	100.4	21.948	121.5	1:30.731	96.54	3.362	09:05:13.351
5 -	28.582	102.2	17.313	100.9	27.916	84.3	IN PIT		6:42.738 P	21.75	5:15.369	09:11:56.089
6 -	OUTLAP	85.1	18.476	113.7	24.205	91.6	23.645	121.1	1:40.403	87.24	13.034	09:13:36.492
7 -	28.758	101.9	17.073	122.6	22.895	101.9	21.558	122.0	1:30.284	97.02	2.915	09:15:06.776
8 -	28.114	102.9	16.805	123.1	22.228	105.5	21.649	122.4	1:28.796	98.65	1.427	09:16:35.572
9 -	27.781	102.9	16.819	123.3	22.332	103.2	21.397	122.2	1:28.329	99.17	0.960	09:18:03.901
10 -	27.685	103.2	16.682	123.1	22.201	101.8	IN PIT		4:39.527 P	31.33	3:12.158	09:22:43.428
11 -	OUTLAP	98.6	17.513	117.3	22.806	102.7	21.773	122.4	1:36.636	90.64	9.267	09:24:20.064
12 -	27.874	102.7	16.822	123.1	22.165	101.5	21.358	122.6	1:28.219 (3)	99.29	0.850	09:25:48.283
13 -	27.709	103.4	16.676	122.9	22.081	104.3	21.160	122.6	1:27.626 (2)	99.96	0.257	09:27:15.909
14 -	27.665	103.0	16.583	123.5	21.876	103.2	21.245	122.6	1:27.369 (1)	100.26		09:28:43.278

Weather / Track : Cloudy / Dry

Brands Hatch GP

Circuit Length = 2.4332 miles

Start: 08:58 Flag 09:28 End: 09:29

2015 MSA Formula Championship

QUALIFYING - ROUND 28 - SECTOR ANALYSIS

SECTOR 1 = FL to I1, SECTOR 2 = I1 to I2 SECTOR 3 = I2 to I3, SECTOR 4 = I3 to FL, DIFF = Difference To Personal Best Lap

P12		14 R		Daniel BAYBUTT				JTR					
IDEAL LAP TIME : 1:27.303		BEST LAP TIME : 1:27.430				DIFFERENCE : 0.127							
LAP	SECTOR 1	SECTOR 2		SECTOR 3		SECTOR 4		LAP TIME	MPH	DIFF	TIME OF DAY		
1 -	OUTLAP	64.5	20.528	93.4	29.108	77.3	24.590	117.7	1:53.499	77.17	26.069	09:01:21.032	
2 -	31.483	97.8	18.305	118.5	24.807	83.0	23.361	119.1	1:37.956	89.42	10.526	09:02:58.988	
3 -	29.916	98.8	17.583	119.1	23.565	94.5	22.009	121.3	1:33.073	94.11	5.643	09:04:32.061	
4 -	28.696	101.2	17.233	122.4	22.751	92.0	IN PIT		7:30.777	P 19.43	6:03.347	09:12:02.838	
5 -	OUTLAP	88.8	18.090	119.8	23.815	92.4	22.622	121.1	1:37.549	89.79	10.119	09:13:40.387	
6 -	28.763	101.8	17.604	120.0	22.965	97.1	21.782	121.5	1:31.114	96.14	3.684	09:15:11.501	
7 -	28.382	102.6	16.992	122.2	22.239	100.6	21.435	122.0	1:29.048	98.37	1.618	09:16:40.549	
8 -	29.149	101.3	16.968	122.4	23.322	98.6	21.387	122.2	1:30.826	96.44	3.396	09:18:11.375	
9 -	27.982	101.9	17.176	122.0	22.190	95.5	IN PIT		4:42.716	P 30.98	3:15.286	09:22:54.091	
10 -	OUTLAP	76.5	17.990	120.4	23.939	90.4	22.766	121.3	1:37.955	89.42	10.525	09:24:32.046	
11 -	28.329	102.4	16.956	122.4	22.108	101.9	21.496	122.4	1:28.889	(3) 89.54	1.459	09:26:00.935	
12 -	27.813	102.9	16.846	122.6	21.791	104.3	21.144	122.9	1:27.594	(2) 00.00	0.164	09:27:28.529	
13 -	27.940	102.7	16.701	122.4	21.666	106.1	21.123	122.2	1:27.430	(1) 100.19		09:28:55.959	

P13		59 R		Josh SMITH				Fortec					
IDEAL LAP TIME : 1:27.391		BEST LAP TIME : 1:27.467				DIFFERENCE : 0.076							
LAP	SECTOR 1	SECTOR 2		SECTOR 3		SECTOR 4		LAP TIME	MPH	DIFF	TIME OF DAY		
1 -	OUTLAP	64.8	24.459	72.5	30.564	76.9	25.407	104.5	2:06.466	69.26	38.999	09:01:21.362	
2 -	32.215	90.4	19.072	100.9	25.189	87.6	23.471	115.5	1:39.947	87.64	12.480	09:03:01.309	
3 -	30.264	90.6	18.045	112.7	23.279	99.8	21.883	122.2	1:33.471	93.71	6.004	09:04:34.780	
4 -	30.113	101.0	17.320	120.9	23.299	90.8	IN PIT		7:29.423	P 19.49	6:01.956	09:12:04.203	
5 -	OUTLAP	97.6	18.083	112.9	23.898	90.9	22.883	121.1	1:37.483	89.86	10.016	09:13:41.686	
6 -	28.634	101.8	17.108	118.3	22.870	99.4	21.857	122.4	1:30.469	96.82	3.002	09:15:12.155	
7 -	28.131	103.5	16.878	124.2	22.428	102.2	21.406	123.1	1:28.843	98.59	1.376	09:16:40.998	
8 -	28.128	102.1	18.363	111.8	22.872	99.7	21.502	122.4	1:30.865	96.40	3.398	09:18:11.863	
9 -	28.092	103.0	17.280	122.9	22.245	103.7	IN PIT		4:43.343	P 30.91	3:15.876	09:22:55.206	
10 -	OUTLAP	101.3	17.757	111.4	22.861	100.1	21.531	123.1	1:33.252	93.93	5.785	09:24:28.458	
11 -	27.919	102.9	16.777	124.2	22.120	104.0	21.321	123.5	1:28.137	(3) 99.38	0.670	09:25:56.595	
12 -	27.671	102.9	16.663	123.8	21.880	106.8	21.253	123.1	1:27.467	(1) 100.15		09:27:24.062	
13 -	27.706	103.4	16.764	123.5	22.029	103.7	21.177	123.1	1:27.676	(2) 99.91	0.209	09:28:51.738	

P14		22		Tarun REDDY				Double R					
IDEAL LAP TIME : 1:27.475		BEST LAP TIME : 1:27.591				DIFFERENCE : 0.116							
LAP	SECTOR 1	SECTOR 2		SECTOR 3		SECTOR 4		LAP TIME	MPH	DIFF	TIME OF DAY		
1 -	OUTLAP	72.0	21.295	90.6	29.106	88.0	24.121	115.7	1:54.759	76.33	27.168	09:01:19.454	
2 -	30.955	98.9	18.096	119.8	25.782	89.3	22.816	120.4	1:37.649	89.70	10.058	09:02:57.103	
3 -	29.760	99.4	17.540	122.0	23.604	100.0	22.164	120.9	1:33.068	94.12	5.477	09:04:30.171	
4 -	28.737	102.4	17.133	122.9	22.900	103.5	IN PIT		7:30.470	P 19.44	6:02.879	09:12:00.641	
5 -	OUTLAP	97.9	17.691	120.6	24.023	98.9	22.592	121.5	1:37.343	89.98	9.752	09:13:37.984	
6 -	28.973	98.1	17.375	121.5	22.874	101.3	21.568	122.2	1:30.790	D 96.48	3.199	09:15:08.774	
7 -	28.041	102.6	16.928	123.8	22.566	103.7	21.524	122.6	1:29.059	98.35	1.468	09:16:37.833	
8 -	28.024	103.2	16.839	123.5	22.382	105.5	21.394	123.3	1:28.639	98.82	1.048	09:18:06.472	
9 -	27.960	103.5	16.733	123.8	22.454	98.6	IN PIT		5:15.193	P 27.79	3:47.602	09:23:21.665	
10 -	OUTLAP	96.9	18.610	115.7	23.219	103.4	21.617	121.7	1:37.432	89.90	9.841	09:24:59.097	
11 -	28.146	101.5	16.693	122.9	21.887	106.5	21.265	123.3	1:27.991	(2) 99.55	0.400	09:26:27.088	
12 -	27.678	102.9	16.758	123.1	21.899	105.0	21.256	122.6	1:27.591	(1) 100.00		09:27:54.679	
13 -	27.657	102.6	16.675	123.5	22.562	106.8	21.266	122.4	1:28.160	(3) 99.36	0.569	09:29:22.839	

P15		51 R		Ameya VAIDYANATHAN				JTR					
IDEAL LAP TIME : 1:28.548		BEST LAP TIME : 1:28.626				DIFFERENCE : 0.078							
LAP	SECTOR 1	SECTOR 2		SECTOR 3		SECTOR 4		LAP TIME	MPH	DIFF	TIME OF DAY		
1 -	OUTLAP	91.0	20.978	106.8	29.792	71.2	26.333	115.7	1:58.718	73.78	30.092	09:01:31.824	
2 -	33.983	90.3	19.299	112.5	26.196	85.2	23.423	119.1	1:42.901	85.12	14.275	09:03:14.725	
3 -	29.888	100.7	17.529	120.2	24.327	95.7	22.568	119.6	1:34.312	92.88	5.686	09:04:49.037	
4 -	30.554	100.0	17.365	121.3	24.702	80.8	IN PIT		7:22.492	P 19.79	5:53.866	09:12:11.529	
5 -	OUTLAP	99.5	17.671	121.5	26.056	95.5	22.586	120.2	1:41.662	86.16	13.036	09:13:53.191	
6 -	29.115	101.2	17.196	121.7	23.288	101.5	21.906	121.1	1:31.505	95.73	2.879	09:15:24.696	

Weather / Track : Cloudy / Dry

Brands Hatch GP

Circuit Length = 2.4332 miles

Start: 08:58 Flag 09:28 End: 09:29

2015 MSA Formula Championship

QUALIFYING - ROUND 28 - SECTOR ANALYSIS

SECTOR 1 = FL to I1, SECTOR 2 = I1 to I2 SECTOR 3 = I2 to I3, SECTOR 4 = I3 to FL, DIFF = Difference To Personal Best Lap

7 -	28.572	101.8	17.176	122.0	22.832	103.5	21.630	121.3	1:30.210 (3)	97.10	1.584	09:16:54.906
8 -	28.184	102.1	16.843	122.4	22.982	96.0	22.479	121.1	1:30.488	96.80	1.862	09:18:25.394
9 -	28.141	102.1	16.822	122.4	25.214	72.4	IN PIT		4:34.937 P	31.86	3:06.311	09:23:00.331
10 -	OUTLAP	100.1	17.157	122.2	23.777	100.1	21.872	121.5	1:38.407	89.01	9.781	09:24:38.738
11 -	28.283	101.8	16.988	121.7	22.555	104.0	21.571	122.0	1:29.397 (2)	97.98	0.771	09:26:08.135
12 -	27.996	102.4	16.890	122.6	22.297	104.5	21.443	122.4	1:28.626 (1)	98.84		09:27:36.761
13 -	28.146	101.5	16.812	123.3	27.654	95.3	21.724	121.3	1:34.336	92.85	5.710	09:29:11.097

P16	25	Louise RICHARDSON				Richardson Racing						
IDEAL LAP TIME : 1:28.614		BEST LAP TIME : 1:28.732				DIFFERENCE : 0.118						
LAP	SECTOR 1	SECTOR 2	SECTOR 3	SECTOR 4	LAP TIME	MPH	DIFF	TIME OF DAY				
1 -	OUTLAP	72.7	22.901	77.0	29.646	73.5	28.656	80.7	2:03.622	70.85	34.890	09:00:59.405
2 -	36.067	96.5	19.294	103.7	28.445	79.6	23.485	118.1	1:47.291	81.64	18.559	09:02:46.696
3 -	30.558	100.1	17.915	121.1	24.191	89.8	22.476	120.4	1:35.140	92.07	6.408	09:04:21.836
4 -	29.519	101.2	17.717	120.9	23.287	94.3	IN PIT		7:45.711 P	18.80	6:16.979	09:12:07.547
5 -	OUTLAP	96.6	18.690	117.9	24.641	89.0	IN PIT		5:35.048 P	26.14	4:06.316	09:17:42.595
6 -	OUTLAP	96.9	17.724	120.9	24.298	71.4	IN PIT		5:15.336 P	27.77	3:46.604	09:22:57.931
7 -	OUTLAP	100.3	17.856	117.1	23.699	90.4	22.286	121.5	1:37.036	90.27	8.304	09:24:34.967
8 -	28.641	102.6	16.963	123.5	22.780	99.1	21.880	121.7	1:30.264 (3)	97.04	1.532	09:26:05.231
9 -	28.163	102.7	16.851	123.1	22.269	98.3	21.452	122.4	1:28.735 (2)	98.71	0.003	09:27:33.966
10 -	28.042	102.9	16.914	123.1	22.273	100.6	21.503	122.4	1:28.732 (1)	98.72		09:29:02.698

P17	96	Jack BUTEL				JHR Developments						
IDEAL LAP TIME : 1:29.581		BEST LAP TIME : 1:29.822				DIFFERENCE : 0.241						
LAP	SECTOR 1	SECTOR 2	SECTOR 3	SECTOR 4	LAP TIME	MPH	DIFF	TIME OF DAY				
1 -	OUTLAP	76.6	23.395	79.1	28.327	73.9	26.984	91.4	2:00.619	72.62	30.797	09:01:02.391
2 -	35.171	74.0	20.582	93.3	27.339	90.0	23.621	118.1	1:46.713	82.08	16.891	09:02:49.104
3 -	30.804	100.1	17.502	122.9	23.857	94.3	22.526	121.7	1:34.689	92.51	4.867	09:04:23.793
4 -	29.075	100.9	17.207	123.5	23.612	97.3	IN PIT		7:35.855 P	19.21	6:06.033	09:11:59.648
5 -	OUTLAP	79.1	20.376	110.3	26.175	86.5	24.573	118.1	1:46.967	81.89	17.145	09:13:46.615
6 -	29.613	99.7	17.432	122.0	24.303	93.5	22.509	121.1	1:33.857	93.33	4.035	09:15:20.472
7 -	28.692	101.6	17.056	122.9	23.494	99.8	22.022	122.0	1:31.264 (3)	95.98	1.442	09:16:51.736
8 -	28.396	101.3	17.386	119.6	23.270	87.4	22.281	122.0	1:31.333	95.91	1.511	09:18:23.069
9 -	28.318	101.3	16.804	122.9	23.525	82.2	IN PIT		4:29.276 P	32.53	2:59.454	09:22:52.345
10 -	OUTLAP	92.3	20.585	100.6	24.525	97.3	22.547	120.9	1:40.794	86.90	10.972	09:24:33.139
11 -	29.033	97.8	17.164	122.6	23.287	99.5	22.548	116.5	1:32.032	95.18	2.210	09:26:05.171
12 -	29.199	101.6	17.051	123.1	22.828	101.8	21.813	122.4	1:30.891 (2)	96.37	1.069	09:27:36.062
13 -	28.264	101.8	16.750	123.5	23.069	101.8	21.739	122.0	1:29.822 (1)	97.52		09:29:05.884

P18	88	Greg HOLLOWAY				Richardson Racing						
IDEAL LAP TIME : 1:32.692		BEST LAP TIME : 1:33.230				DIFFERENCE : 0.538						
LAP	SECTOR 1	SECTOR 2	SECTOR 3	SECTOR 4	LAP TIME	MPH	DIFF	TIME OF DAY				
1 -	OUTLAP	61.7	25.939	77.1	30.528	76.3	29.086	85.9	2:12.426	66.14	39.196	09:01:10.053
2 -	35.648	70.7	21.805	93.5	27.729	81.8	26.785	94.5	1:51.967	78.23	18.737	09:03:02.020
3 -	33.646	77.6	20.263	93.4	26.360	88.5	24.424	96.8	1:44.693	83.67	11.463	09:04:46.713
4 -	33.565	78.3	19.061	107.8	27.106	83.7	IN PIT		7:26.449 P	19.62	5:53.219	09:12:13.162
5 -	OUTLAP	74.3	21.993	88.7	26.507	87.2	25.738	92.5	1:54.215	76.69	20.985	09:14:07.377
6 -	32.516	84.0	18.920	110.5	25.175	91.0	23.167	118.9	1:39.778	87.79	6.548	09:15:47.155
7 -	30.676	99.1	17.757	121.3	24.623	93.9	23.061	118.9	1:36.117	91.13	2.887	09:17:23.272
8 -	29.586	101.5	17.387	122.2	24.123	86.9	22.850	120.0	1:33.946 (3)	93.24	0.716	09:18:57.218
9 -	29.916	91.5	19.392	99.5	29.050	72.0	IN PIT		4:06.214 P	35.57	2:32.984	09:23:03.432
10 -	OUTLAP	98.5	17.785	121.3	24.630	92.3	22.759	120.0	1:40.781	86.91	7.551	09:24:44.213
11 -	29.939	100.4	17.252	122.4	24.387	95.1	22.699	120.2	1:34.277	92.91	1.047	09:26:18.490
12 -	29.733	101.5	17.197	122.0	23.906	96.6	22.467	120.2	1:33.303 (2)	93.88	0.073	09:27:51.793
13 -	29.167	102.1	17.152	122.6	24.386	96.8	22.525	120.4	1:33.230 (1)	93.95		09:29:25.023

P19	8 R	Darius KARBALEY				Falcon Motorsport						
IDEAL LAP TIME : 1:35.297		BEST LAP TIME : 1:35.297				DIFFERENCE : 0.000						
LAP	SECTOR 1	SECTOR 2	SECTOR 3	SECTOR 4	LAP TIME	MPH	DIFF	TIME OF DAY				
1 -	OUTLAP	74.1	21.294	84.0	29.751	78.9	27.757	82.0	2:01.067	72.35	25.770	09:00:59.789

Weather / Track : Cloudy / Dry

Brands Hatch GP
Circuit Length = 2.4332 miles
Start: 08:58 Flag 09:28 End: 09:29

2015 MSA Formula Championship

QUALIFYING - ROUND 28 - SECTOR ANALYSIS

	SECTOR 1 = FL to I1,		SECTOR 2 = I1 to I2		SECTOR 3 = I2 to I3,		SECTOR 4 = I3 to FL,		DIFF = Difference To Personal Best Lap				
2 -	37.021	82.1	19.417	103.7	36.162	47.8	26.087	119.4	1:58.687	(2)	73.80	23.390	09:02:58.476
3 -	31.011	98.6	17.647	123.1	23.912	93.4	22.727	118.1	1:35.297	(1)	91.92		09:04:33.773

2015 MSA Formula Championship

QUALIFYING - ROUND 28 - BEST SPEEDS

POS	INTERMEDIATE 1			INTERMEDIATE 2			INTERMEDIATE 3			FINISH LINE		
	NO	NAME	MPH	NO	NAME	MPH	NO	NAME	MPH	NO	NAME	MPH
1	15	PULL	104.5	15	PULL	125.4	10	HERTA	108.0	15	PULL	124.5
2	31	NORRIS	104.0	65	AHMED	124.7	11	COLLARD	107.8	65	AHMED	124.2
3	65	AHMED	104.0	11	COLLARD	124.2	15	PULL	107.7	10	HERTA	123.8
4	18	LEIST	103.7	59	SMITH	124.2	59	SMITH	106.8	11	COLLARD	123.5
5	11	COLLARD	103.5	46	MARTINS	124.0	22	REDDY	106.8	59	SMITH	123.5
6	3	FIELDING	103.5	10	HERTA	123.8	31	NORRIS	106.6	46	MARTINS	123.3
7	46	MARTINS	103.5	3	FIELDING	123.8	3	FIELDING	106.5	22	REDDY	123.3
8	59	SMITH	103.5	31	NORRIS	123.8	14	BAYBUTT	106.1	18	LEIST	123.1
9	22	REDDY	103.5	22	REDDY	123.8	46	MARTINS	106.1	31	NORRIS	123.1
10	19	MITCHELL	103.4	18	LEIST	123.5	65	AHMED	105.8	14	BAYBUTT	122.9
11	10	HERTA	103.2	19	MITCHELL	123.5	21	FLORESCU	105.6	3	FIELDING	122.9
12	21	FLORESCU	103.2	96	BUTEL	123.5	19	MITCHELL	105.5	19	MITCHELL	122.6
13	14	BAYBUTT	102.9	25	RICHARDSON	123.5	18	LEIST	104.5	21	FLORESCU	122.4
14	25	RICHARDSON	102.9	51	VAIDYANATHAN	123.3	51	VAIDYANATHAN	104.5	96	BUTEL	122.4
15	51	VAIDYANATHAN	102.4	8	KARBALEY	123.1	96	BUTEL	101.8	25	RICHARDSON	122.4
16	88	HOLLOWAY	102.1	21	FLORESCU	123.1	25	RICHARDSON	100.6	51	VAIDYANATHAN	122.4
17	96	BUTEL	101.8	14	BAYBUTT	122.6	88	HOLLOWAY	96.8	88	HOLLOWAY	120.4
18	8	KARBALEY	98.6	88	HOLLOWAY	122.6	8	KARBALEY	93.4	8	KARBALEY	119.4
19												

Weather / Track : Cloudy / Dry

Results can be found at www.tsl-timing.com

Brands Hatch GP
Circuit Length = 2.4332 miles
Start: 08:58 Flag 09:28 End: 09:29

Printed - 09:30 Saturday, 10 October 2015

2015 MSA Formula Championship

QUALIFYING - ROUND 28 - BEST SECTORS

SECTOR 1				SECTOR 2				SECTOR 3				SECTOR 4				IDEAL / BEST COMPARISON		
POS	NO	NAME	TIME	NO	NAME	TIME	NO	NAME	TIME	NO	NAME	TIME	POS	NO	NAME	IDEAL	BEST	DIFF
															PERFECT LAP	1:25.848		
1	31	NORRIS	27.260	31	NORRIS	16.471	31	NORRIS	21.342	31	NORRIS	20.775	1	31	NORRIS	1:25.848	1:25.848	0.000
2	18	LEIST	27.364	65	AHMED	16.530	10	HERTA	21.470	10	HERTA	20.825	2	10	HERTA	1:26.285	1:26.286	0.001
3	15	PULL	27.365	15	PULL	16.536	3	FIELDIN	21.551	65	AHMED	20.870	3	3	FIELDING	1:26.559	1:26.689	0.130
4	10	HERTA	27.404	18	LEIST	16.551	11	COLLARD	21.571	11	COLLARD	20.957	4	11	COLLARD	1:26.599	1:26.699	0.100
5	11	COLLARD	27.444	46	MARTINS	16.562	14	BAYBUTT	21.666	3	FIELDIN	20.973	5	65	AHMED	1:26.677	1:26.708	0.031
6	3	FIELDIN	27.455	3	FIELDIN	16.580	21	FLORESC	21.742	18	LEIST	20.977	6	18	LEIST	1:26.736	1:27.060	0.324
7	65	AHMED	27.495	19	MITCHEL	16.583	65	AHMED	21.782	15	PULL	21.027	7	15	PULL	1:26.918	1:26.918	0.000
8	21	FLORESC	27.517	10	HERTA	16.586	18	LEIST	21.844	21	FLORESC	21.069	8	21	FLORESCU	1:27.114	1:27.191	0.077
9	46	MARTINS	27.558	11	COLLARD	16.627	19	MITCHEL	21.876	14	BAYBUTT	21.123	9	46	MARTINS	1:27.280	1:27.280	0.000
10	22	REDDY	27.657	59	SMITH	16.663	59	SMITH	21.880	19	MITCHEL	21.160	10	19	MITCHELL	1:27.284	1:27.369	0.085
11	19	MITCHEL	27.665	22	REDDY	16.675	22	REDDY	21.887	46	MARTINS	21.171	11	14	BAYBUTT	1:27.303	1:27.430	0.127
12	59	SMITH	27.671	14	BAYBUTT	16.701	46	MARTINS	21.989	59	SMITH	21.177	12	59	SMITH	1:27.391	1:27.467	0.076
13	14	BAYBUTT	27.813	96	BUTEL	16.750	15	PULL	21.990	22	REDDY	21.256	13	22	REDDY	1:27.475	1:27.591	0.116
14	51	VAIDYAN	27.996	21	FLORESC	16.786	25	RICHARD	22.269	51	VAIDYAN	21.443	14	51	VAIDYANATHAN	1:28.548	1:28.626	0.078
15	25	RICHARD	28.042	51	VAIDYAN	16.812	51	VAIDYAN	22.297	25	RICHARD	21.452	15	25	RICHARDSON	1:28.614	1:28.732	0.118
16	96	BUTEL	28.264	25	RICHARD	16.851	96	BUTEL	22.828	96	BUTEL	21.739	16	96	BUTEL	1:29.581	1:29.822	0.241
17	88	HOLLOWA	29.167	88	HOLLOWA	17.152	88	HOLLOWA	23.906	88	HOLLOWA	22.467	17	88	HOLLOWAY	1:32.692	1:33.230	0.538
18	8	KARBALE	31.011	8	KARBALE	17.647	8	KARBALE	23.912	8	KARBALE	22.727	18	8	KARBALEY	1:35.297	1:35.297	0.000
19													19	26	SOWERY		1:26.864	

Weather / Track : Cloudy / Dry

Results can be found at www.tsl-timing.com

Brands Hatch GP

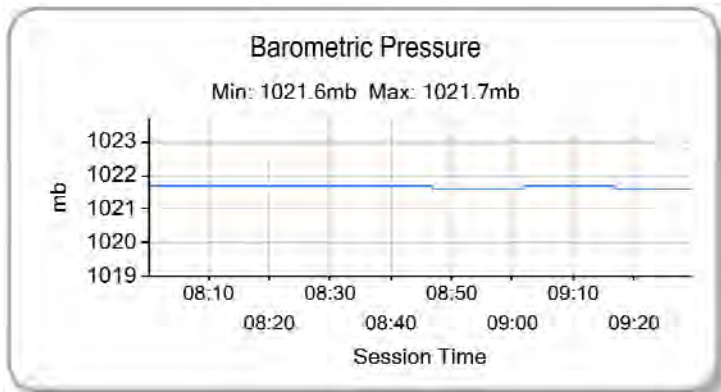
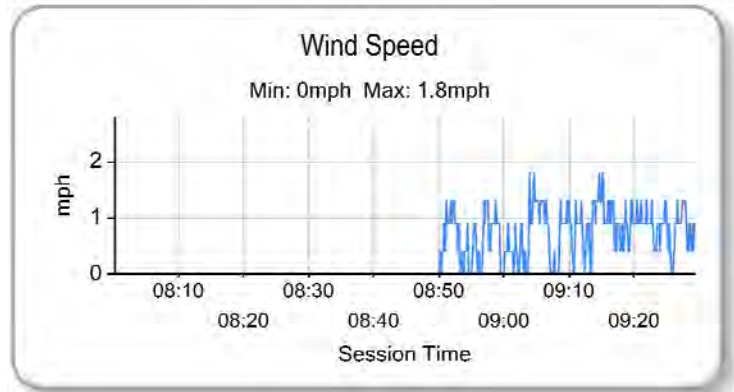
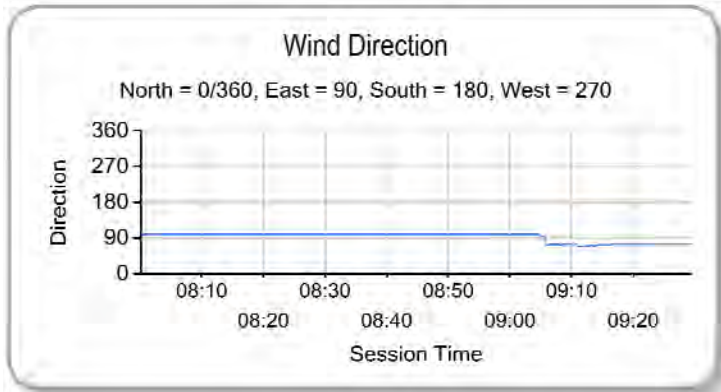
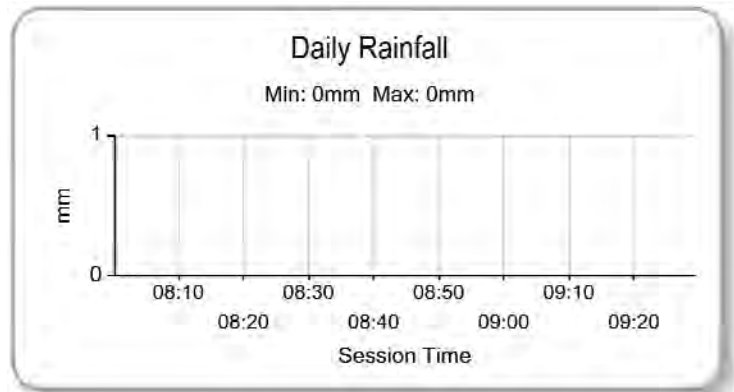
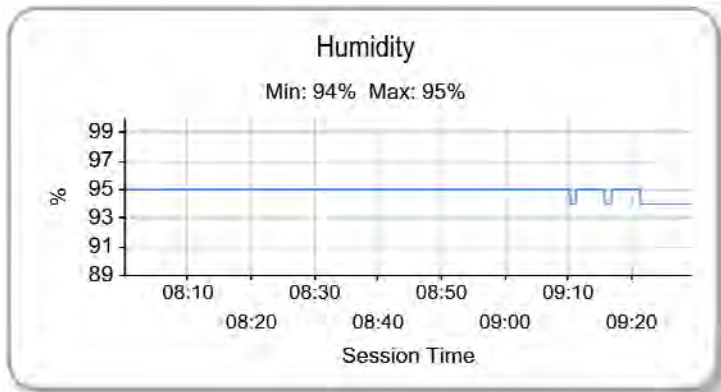
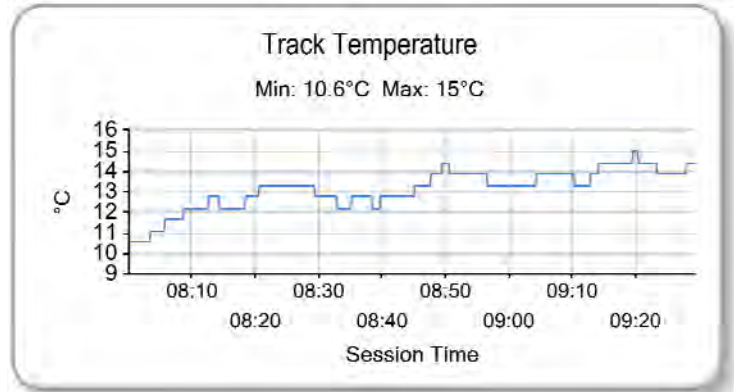
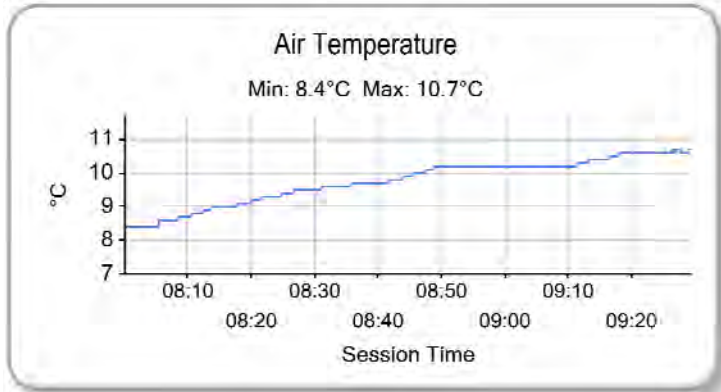
Circuit Length = 2.4332 miles

Start: 08:58 Flag 09:28 End: 09:29

Printed - 09:29 Saturday, 10 October 2015

2015 MSA Formula Championship

QUALIFYING - ROUND 28 - WEATHER CONDITIONS




Weather / Track : Cloudy / Dry

Results can be found at www.tsl-timing.com

Brands Hatch GP
 Circuit Length = 2.4332 miles
 Start: 08:58 Flag 09:28 End: 09:29

Printed - 09:34 Saturday, 10 October 2015

2015 MSA Formula Championship
ROUND 30 - GRID (20 minutes) - AMENDED

ROW 10	19	1:58.687 8 Darius KARBALLEY	18	1:33.303 88 Greg HOLLOWAY
ROW 9	17	1:30.891 96 Jack BUTEL	16	1:29.397 51 Ameya VAIDYANATHAN
ROW 8	15	1:28.735 25 Louise RICHARDSON	14	1:28.379 18 Matheus LEIST
ROW 7	13	1:28.032 46 Rafael MARTINS	12	1:27.991 22 Tarun REDDY
ROW 6	11	1:27.802 21 Petru FLORESCU	10	1:27.676 59 Josh SMITH
ROW 5	9	1:27.626 19 Sandy MITCHELL	8	1:26.831 3 Sennan FIELDING
ROW 4	7	1:27.594 14 Daniel BAYBUTT	6	1:27.423 15 James PULL
ROW 3	5	1:27.021 11 Ricky COLLARD	4	1:26.948 26 Toby SOWERY
ROW 2	3	1:26.862 65 Enaam AHMED	2	1:26.552 10 Colton HERTA
ROW 1	1	1:26.154 31 Lando NORRIS		
Pole				
				

Car 3 - 5 position Grid penalty - C1.1.5

Brands Hatch GP
 Circuit Length = 2.4332 miles

These results are provisional until the conclusion of any judicial and technical matters.

Clerk Of Course :		Timekeeper :
-------------------	--	--------------

2015 MSA Formula Championship

ROUND 28 - CLASSIFICATION

POS	NO	CL	PIC NAME	ENTRY	LAPS	TIME	GAP	DIFF	MPH	BEST	ON
1	31		1 Lando NORRIS	Carlin	14	20:31.783			99.56	1:26.797	6
2	10		2 Colton HERTA	Carlin	14	20:32.261	0.478	0.478	99.52	1:26.909	8
3	11		3 Ricky COLLARD	Arden	14	20:40.740	8.957	8.479	98.84	1:27.469	7
4	65	R	1 Enaam AHMED	Arden	14	20:41.760	9.977	1.020	98.76	1:27.506	7
5	46	R	2 Rafael MARTINS	SWB Motorsport	14	20:53.566	21.783	11.806	97.83	1:27.991	12
6	19	R	3 Sandy MITCHELL	Arden	14	20:54.586	22.803	1.020	97.75	1:27.765	9
7	14	R	4 Daniel BAYBUTT	JTR	14	20:54.763	22.980	0.177	97.73	1:27.904	7
8	26		4 Toby SOWERY	MBM Motorsport	14	20:56.682	24.899	1.919	97.58	1:27.822	10
9	21	R	5 Petru FLORESCU	Carlin	14	20:58.690	26.907	2.008	97.43	1:28.285	12
10	15		5 James PULL	Fortec	14	20:59.528	27.745	0.838	97.36	1:27.554	7
11	25		6 Louise RICHARDSON	Richardson Racing	14	21:08.899	37.116	9.371	96.64	1:28.844	8
12	96		7 Jack BUTEL	JHR Developments	14	21:09.536	37.753	0.637	96.60	1:28.981	4
13	88		8 Greg HOLLOWAY	Richardson Racing	14	21:48.571	1:16.788	39.035	93.71	1:31.846	12
14	59	R	6 Josh SMITH	Fortec	13	21:07.208	1 Lap	1 Lap	89.86	1:28.352	6

NOT CLASSIFIED

DNF	8	R	Darius KARBALEY	Falcon Motorsport	12	18:11.369	2 Laps	1 Lap	96.31	1:28.804	11
DNF	51	R	Ameya VAIDYANATHAN	JTR	5	7:41.223	9 Laps	7 Laps	94.96	1:28.794	4
DNF	3		Sennan FIELDING	JHR Developments	4	6:08.391	10 Laps	1 Lap	95.11	1:29.470	3
DNF	22		Tarun REDDY	Double R	2	4:21.948	12 Laps	2 Laps	66.88		
DNF	18		Matheus LEIST	Double R	0						

FASTEST LAP

	31		Lando NORRIS	Carlin	6	1:26.797			100.92 mph	162.42 kph	
	65	R	Enaam AHMED	Arden	7	1:27.506			100.10 mph	161.10 kph	

Weather / Track : Cloudy / Dry

These results are provisional until the conclusion of any judicial and technical matters.

Brands Hatch GP

Circuit Length = 2.4332 miles

Start: 14:03 Flag 14:24 End: 14:25

Clerk Of Course :

Timekeeper :

2015 MSA Formula Championship

ROUND 28 - SECTOR ANALYSIS

SECTOR 1 = FL to I1, SECTOR 2 = I1 to I2 SECTOR 3 = I2 to I3, SECTOR 4 = I3 to FL, DIFF = Difference To Personal Best Lap

P1 31		Lando NORRIS				Carlin						
IDEAL LAP TIME : 1:26.747		BEST LAP TIME : 1:26.797				DIFFERENCE : 0.050						
LAP	SECTOR 1	SECTOR 2		SECTOR 3		SECTOR 4		LAP TIME	MPH	DIFF	TIME OF DAY	
1 -		102.2	17.049	120.6	22.421	101.0	21.435	120.2	1:35.047	92.16	8.250	14:05:17.302
2 -	28.158	103.0	16.778	120.6	22.112	103.2	21.346	120.2	1:28.394	99.09	1.597	14:06:45.696
3 -	27.712	104.0	16.730	122.0	21.961	105.1	21.245	120.4	1:27.648	99.94	0.851	14:08:13.344
4 -	27.626	104.5	16.669	122.0	21.766	105.0	21.020	121.1	1:27.081	00.59	0.284	14:09:40.425
5 -	27.432	104.3	16.684	122.2	21.742	103.8	21.051	120.9	1:26.909 (2)	00.79	0.112	14:11:07.334
6 -	27.463	104.2	16.630	121.7	21.672	104.3	21.032	120.6	1:26.797 (1)	00.92		14:12:34.131
7 -	27.876	104.0	16.665	122.0	22.001	101.5	21.179	120.4	1:27.721	99.86	0.924	14:14:01.852
8 -	27.580	103.8	16.697	122.0	21.814	103.2	21.185	121.1	1:27.276	00.36	0.479	14:15:29.128
9 -	27.462	104.3	16.698	122.2	21.756	105.3	21.013	121.3	1:26.929 (3)	00.77	0.132	14:16:56.057
10 -	27.629	104.3	16.646	122.2	21.932	102.9	21.156	121.1	1:27.363	00.26	0.566	14:18:23.420
11 -	27.693	104.0	16.717	122.6	22.116	102.6	21.224	120.6	1:27.750	99.82	0.953	14:19:51.170
12 -	27.494	104.3	16.657	122.2	21.951	102.4	21.184	120.9	1:27.286	00.35	0.489	14:21:18.456
13 -	27.581	104.3	16.688	122.4	22.016	102.6	21.345	120.2	1:27.630	99.96	0.833	14:22:46.086
14 -	27.667	104.0	16.751	122.6	22.234	96.9	21.300	120.4	1:27.952	99.59	1.155	14:24:14.038

P2 10		Colton HERTA				Carlin						
IDEAL LAP TIME : 1:26.791		BEST LAP TIME : 1:26.909				DIFFERENCE : 0.118						
LAP	SECTOR 1	SECTOR 2		SECTOR 3		SECTOR 4		LAP TIME	MPH	DIFF	TIME OF DAY	
1 -		101.2	17.198	121.3	22.303	101.3	21.504	120.4	1:35.616	91.61	8.707	14:05:17.871
2 -	28.271	101.8	16.986	121.5	21.919	103.5	21.269	121.1	1:28.445	99.04	1.536	14:06:46.316
3 -	27.941	102.6	17.004	121.1	21.597	105.6	21.151	121.1	1:27.693	99.89	0.784	14:08:14.009
4 -	27.659	104.2	16.879	122.2	21.618	106.1	21.223	120.2	1:27.379	00.25	0.470	14:09:41.388
5 -	27.550	103.8	16.678	122.6	21.856	106.3	21.027	121.5	1:27.111 (3)	00.55	0.202	14:11:08.499
6 -	27.568	103.8	16.810	121.5	21.857	107.2	21.168	120.4	1:27.403	00.22	0.494	14:12:35.902
7 -	27.528	103.4	16.732	122.6	21.653	105.5	21.021	121.1	1:26.934 (2)	00.76	0.025	14:14:02.836
8 -	27.513	104.0	16.741	122.6	21.652	107.2	21.003	121.7	1:26.909 (1)	00.79		14:15:29.745
9 -	27.540	103.7	16.689	123.1	21.864	107.7	21.099	121.1	1:27.192	00.46	0.283	14:16:56.937
10 -	27.641	103.5	16.751	122.6	21.714	107.2	21.151	120.9	1:27.257	00.39	0.348	14:18:24.194
11 -	27.622	103.8	16.694	123.1	21.909	105.0	21.114	122.0	1:27.339	00.29	0.430	14:19:51.533
12 -	27.756	103.7	16.698	123.1	21.861	105.8	21.119	121.1	1:27.434	00.18	0.525	14:21:18.967
13 -	27.698	104.2	16.886	122.4	21.922	106.5	21.139	120.9	1:27.645	99.94	0.736	14:22:46.612
14 -	27.829	102.9	16.761	122.9	21.922	103.8	21.392	119.8	1:27.904	99.65	0.995	14:24:14.516

P3 11		Ricky COLLARD				Arden						
IDEAL LAP TIME : 1:27.414		BEST LAP TIME : 1:27.469				DIFFERENCE : 0.055						
LAP	SECTOR 1	SECTOR 2		SECTOR 3		SECTOR 4		LAP TIME	MPH	DIFF	TIME OF DAY	
1 -		101.8	17.155	122.6	22.519	102.1	21.662	120.9	1:36.344	90.92	8.875	14:05:18.599
2 -	28.187	102.9	16.876	122.6	22.225	102.7	21.441	120.4	1:28.729	98.72	1.260	14:06:47.328
3 -	27.956	103.2	16.809	122.4	22.184	105.0	21.252	120.2	1:28.201	99.31	0.732	14:08:15.529
4 -	27.933	103.8	16.764	122.6	22.137	104.5	21.165	120.6	1:27.999	99.54	0.530	14:09:43.528
5 -	27.725	103.2	16.834	122.4	21.947	105.5	21.182	121.1	1:27.688 (3)	99.89	0.219	14:11:11.216
6 -	27.713	103.4	16.804	121.7	22.064	105.0	21.157	120.4	1:27.738	99.84	0.269	14:12:38.954
7 -	27.647	103.7	16.748	122.6	21.955	105.3	21.119	120.2	1:27.469 (1)	00.14		14:14:06.423
8 -	27.636	103.2	16.772	122.0	22.080	105.0	21.083	121.1	1:27.571 (2)	00.03	0.102	14:15:33.994
9 -	27.769	103.0	16.844	122.2	22.075	106.5	21.731	120.4	1:28.419	99.07	0.950	14:17:02.413
10 -	27.791	103.0	16.794	122.4	22.115	105.8	21.151	120.4	1:27.851	99.71	0.382	14:18:30.264
11 -	27.837	103.4	16.807	122.2	22.226	105.8	21.192	121.1	1:28.062	99.47	0.593	14:19:58.326
12 -	27.703	103.7	16.882	122.2	22.146	106.6	21.188	120.4	1:27.919	99.63	0.450	14:21:26.245
13 -	27.778	103.5	16.802	122.0	22.243	104.6	21.249	120.0	1:28.072	99.46	0.603	14:22:54.317
14 -	27.664	104.3	16.854	122.2	22.394	101.9	21.766	119.1	1:28.678	98.78	1.209	14:24:22.995

P4 65 R		Enaam AHMED				Arden						
IDEAL LAP TIME : 1:27.268		BEST LAP TIME : 1:27.506				DIFFERENCE : 0.238						
LAP	SECTOR 1	SECTOR 2		SECTOR 3		SECTOR 4		LAP TIME	MPH	DIFF	TIME OF DAY	
1 -		101.6	17.021	123.3	22.624	100.0	21.615	121.3	1:36.730	90.55	9.224	14:05:18.985
2 -	28.419	103.2	16.987	122.6	22.193	102.7	21.320	121.3	1:28.919	98.51	1.413	14:06:47.904
3 -	28.008	103.8	16.730	123.5	22.032	103.2	21.415	121.5	1:28.185	99.33	0.679	14:08:16.089

Weather / Track : Cloudy / Dry

Brands Hatch GP
Circuit Length = 2.4332 miles
Start: 14:03 Flag 14:24 End: 14:25

2015 MSA Formula Championship

ROUND 28 - SECTOR ANALYSIS

SECTOR 1 = FL to I1, SECTOR 2 = I1 to I2 SECTOR 3 = I2 to I3, SECTOR 4 = I3 to FL, DIFF = Difference To Personal Best Lap

4 -	27.908	104.2	16.614	124.5	22.087	102.7	21.191	122.4	1:27.800	99.77	0.294	14:09:43.889
5 -	27.855	104.5	16.786	123.8	22.067	105.1	21.182	122.2	1:27.890	99.66	0.384	14:11:11.779
6 -	27.727	104.5	16.645	123.8	22.135	105.1	21.070	122.2	1:27.577 (2)	00.02	0.071	14:12:39.356
7 -	27.820	104.0	16.714	123.8	21.928	104.8	21.044	122.2	1:27.506 (1)	100.10		14:14:06.862
8 -	27.695	104.8	16.688	123.5	22.111	104.2	21.085	122.6	1:27.579 (3)	00.02	0.073	14:15:34.441
9 -	27.682	104.3	16.753	124.0	22.167	104.8	21.687	121.5	1:28.289	99.21	0.783	14:17:02.730
10 -	27.965	104.3	16.699	123.3	22.204	104.6	21.083	122.2	1:27.951	99.59	0.445	14:18:30.681
11 -	27.883	104.2	16.730	123.1	22.323	105.0	21.273	122.2	1:28.209	99.30	0.703	14:19:58.890
12 -	27.775	104.5	16.655	123.3	22.144	105.3	21.261	121.7	1:27.835	99.73	0.329	14:21:26.725
13 -	27.828	104.3	16.769	123.3	22.380	103.2	21.249	121.7	1:28.226	99.28	0.720	14:22:54.951
14 -	27.998	103.8	16.936	123.3	22.346	101.2	21.784	118.9	1:29.064	98.35	1.558	14:24:24.015

P5		46 R		Rafael MARTINS				SWB Motorsport				
IDEAL LAP TIME : 1:27.841				BEST LAP TIME : 1:27.991				DIFFERENCE : 0.150				
LAP	SECTOR 1	SECTOR 2	SECTOR 3	SECTOR 4	LAP TIME	MPH	DIFF	TIME OF DAY				
1 -		100.0	17.837	121.5	23.397	97.6	21.922	123.3	1:39.339	88.18	11.348	14:05:21.594
2 -	28.856	100.4	17.197	120.9	22.961	101.5	21.535	121.1	1:30.549	96.74	2.558	14:06:52.143
3 -	28.179	102.4	16.936	123.1	22.639	102.6	21.618	121.3	1:29.372	98.01	1.381	14:08:21.515
4 -	28.002	103.0	16.898	123.3	22.752	104.0	21.670	122.6	1:29.322	98.07	1.331	14:09:50.837
5 -	28.388	103.7	16.871	121.5	22.554	103.0	21.336	121.3	1:29.149	98.26	1.158	14:11:19.986
6 -	28.620	102.1	17.141	121.3	22.438	103.2	21.407	120.4	1:29.606	97.75	1.615	14:12:49.592
7 -	27.876	103.2	16.819	122.0	22.296	103.5	21.399	120.2	1:28.390	99.10	0.399	14:14:17.982
8 -	27.635	103.4	16.812	121.1	22.251	105.5	21.361	120.9	1:28.059 (2)	99.47	0.068	14:15:46.041
9 -	27.731	103.5	16.889	121.5	22.201	105.3	21.334	120.9	1:28.155	99.36	0.164	14:17:14.196
10 -	27.823	103.2	16.790	122.0	22.162	104.6	21.339	120.2	1:28.114 (3)	99.41	0.123	14:18:42.310
11 -	27.742	103.0	16.917	121.7	22.304	101.6	21.346	121.1	1:28.309	99.19	0.318	14:20:10.619
12 -	27.735	103.2	16.745	122.0	22.212	105.3	21.299	120.9	1:27.991 (1)	99.55		14:21:38.610
13 -	27.884	103.4	16.819	121.7	22.282	105.1	21.432	120.2	1:28.417	99.07	0.426	14:23:07.027
14 -	27.861	103.0	17.002	121.7	22.453	103.2	21.478	120.0	1:28.794	98.65	0.803	14:24:35.821

P6		19 R		Sandy MITCHELL				Arden				
IDEAL LAP TIME : 1:27.628				BEST LAP TIME : 1:27.765				DIFFERENCE : 0.137				
LAP	SECTOR 1	SECTOR 2	SECTOR 3	SECTOR 4	LAP TIME	MPH	DIFF	TIME OF DAY				
1 -		98.8	17.740	121.5	23.098	96.6	21.915	122.4	1:40.294	87.34	12.529	14:05:22.549
2 -	29.244	102.4	17.346	122.9	22.725	95.0	21.673	122.4	1:30.988	96.27	3.223	14:06:53.537
3 -	28.270	103.8	16.764	123.5	22.521	99.5	21.498	120.9	1:29.053	98.36	1.288	14:08:22.590
4 -	28.708	102.9	16.847	122.9	22.170	104.6	21.563	121.7	1:29.288	98.10	1.523	14:09:51.878
5 -	28.424	103.7	16.801	124.2	22.492	98.9	21.385	122.6	1:29.102	98.31	1.337	14:11:20.980
6 -	28.146	103.7	17.756	120.6	22.432	100.1	21.371	120.9	1:29.705	97.65	1.940	14:12:50.685
7 -	27.907	103.7	16.755	122.9	22.032	102.2	21.278	121.1	1:27.972 (2)	99.57	0.207	14:14:18.657
8 -	27.739	104.2	16.890	122.0	22.145	102.2	21.331	121.5	1:28.105 (3)	99.42	0.340	14:15:46.762
9 -	27.813	104.0	16.731	122.9	22.049	103.8	21.172	122.2	1:27.765 (1)	99.81		14:17:14.527
10 -	27.942	103.2	16.791	123.1	22.233	101.5	21.333	120.4	1:28.299	99.20	0.534	14:18:42.826
11 -	27.852	104.0	16.685	123.1	22.394	101.9	21.267	121.7	1:28.198	99.32	0.433	14:20:11.024
12 -	28.091	103.8	16.799	122.9	22.169	102.2	21.298	121.3	1:28.357	99.14	0.592	14:21:39.381
13 -	27.742	104.5	16.781	122.6	22.357	100.1	21.440	120.9	1:28.320	99.18	0.555	14:23:07.701
14 -	28.593	102.7	16.878	122.6	22.177	102.6	21.492	120.4	1:29.140	98.27	1.375	14:24:36.841

P7		14 R		Daniel BAYBUTT				JTR				
IDEAL LAP TIME : 1:27.564				BEST LAP TIME : 1:27.904				DIFFERENCE : 0.340				
LAP	SECTOR 1	SECTOR 2	SECTOR 3	SECTOR 4	LAP TIME	MPH	DIFF	TIME OF DAY				
1 -		97.5	17.995	121.1	23.422	98.6	21.841	121.5	1:41.121	86.62	13.217	14:05:23.376
2 -	28.671	102.9	17.342	123.8	22.788	96.0	21.759	121.3	1:30.560	96.72	2.656	14:06:53.936
3 -	28.455	103.0	17.294	120.6	22.308	102.6	21.338	121.7	1:29.395	97.99	1.491	14:08:23.331
4 -	28.419	102.7	16.915	123.8	22.229	103.4	21.239	123.1	1:28.802	98.64	0.898	14:09:52.133
5 -	28.653	103.4	16.737	123.3	22.364	98.1	21.454	122.2	1:29.208	98.19	1.304	14:11:21.341
6 -	28.195	103.8	17.649	122.0	22.481	102.4	21.346	122.4	1:29.671	97.68	1.767	14:12:51.012
7 -	28.081	103.7	16.840	123.3	21.868	103.2	21.115	122.4	1:27.904 (1)	99.65		14:14:18.916
8 -	27.957	104.2	16.683	122.9	22.124	102.6	21.434	121.5	1:28.198	99.32	0.294	14:15:47.114
9 -	27.939	103.8	16.810	122.9	22.048	105.1	21.269	121.7	1:28.066 (3)	99.46	0.162	14:17:15.180
10 -	27.903	103.7	16.821	122.4	22.019	102.2	21.179	122.6	1:27.922 (2)	99.63	0.018	14:18:43.102
11 -	28.120	103.4	16.678	123.5	22.183	101.3	21.203	122.9	1:28.184	99.33	0.280	14:20:11.286

Brands Hatch GP

Circuit Length = 2.4332 miles

Start: 14:03 Flag 14:24 End: 14:25

Weather / Track : Cloudy / Dry

2015 MSA Formula Championship

ROUND 28 - SECTOR ANALYSIS

SECTOR 1 = FL to I1, SECTOR 2 = I1 to I2 SECTOR 3 = I2 to I3, SECTOR 4 = I3 to FL, DIFF = Difference To Personal Best Lap

12 -	28.208	103.5	16.800	123.3	22.135	103.4	21.219	122.6	1:28.362	99.13	0.458	14:21:39.648
13 -	28.068	104.0	16.710	123.1	22.176	102.9	21.335	122.6	1:28.289	99.21	0.385	14:23:07.937
14 -	28.641	103.4	16.871	123.5	22.230	99.2	21.339	122.2	1:29.081	98.33	1.177	14:24:37.018

P8 26		Toby SOWERY				MBM Motorsport						
IDEAL LAP TIME : 1:27.758		BEST LAP TIME : 1:27.822				DIFFERENCE : 0.064						
LAP	SECTOR 1	SECTOR 2	SECTOR 3	SECTOR 4	LAP TIME	MPH	DIFF	TIME OF DAY				
1 -		97.9	17.457	122.0	22.880	95.4	21.867	123.8	1:39.874	87.70	12.052	14:05:22.129
2 -	28.674	103.8	17.217	123.8	23.304	100.6	21.641	121.7	1:30.836	96.43	3.014	14:06:52.965
3 -	27.921	104.8	16.785	124.9	22.811	101.6	21.460	124.0	1:28.977	98.45	1.155	14:08:21.942
4 -	28.312	104.6	16.660	124.2	22.770	100.3	21.500	122.9	1:29.242	98.15	1.420	14:09:51.184
5 -	28.733	104.2	16.867	124.0	22.458	102.2	21.380	123.1	1:29.438	97.94	1.616	14:11:20.622
6 -	28.267	103.7	18.838	120.9	23.172	100.0	21.490	121.3	1:31.767	95.45	3.945	14:12:52.389
7 -	27.855	105.0	16.720	124.5	22.663	97.2	21.597	121.7	1:28.835	98.60	1.013	14:14:21.224
8 -	27.724	104.8	16.640	124.7	22.701	103.5	21.407	121.3	1:28.472	99.01	0.650	14:15:49.696
9 -	27.722	104.2	16.868	122.9	22.358	103.0	21.479	120.4	1:28.427	99.06	0.605	14:17:18.123
10 -	27.639	104.2	16.651	123.3	22.258	104.0	21.274	121.1	1:27.822 (1)	99.74		14:18:45.945
11 -	27.586	104.5	16.770	122.9	22.533	103.7	21.388	120.9	1:28.277	99.23	0.455	14:20:14.222
12 -	27.737	104.0	16.704	123.3	22.305	103.7	21.318	121.1	1:28.064 (2)	99.47	0.242	14:21:42.286
13 -	27.665	104.6	16.672	123.1	22.280	105.0	21.503	121.5	1:28.120 (3)	99.40	0.298	14:23:10.406
14 -	27.730	104.3	16.728	123.5	22.361	102.1	21.712	120.4	1:28.531	98.94	0.709	14:24:38.937

P9 21 R		Petru FLORESCU				Carlin						
IDEAL LAP TIME : 1:27.924		BEST LAP TIME : 1:28.285				DIFFERENCE : 0.361						
LAP	SECTOR 1	SECTOR 2	SECTOR 3	SECTOR 4	LAP TIME	MPH	DIFF	TIME OF DAY				
1 -		99.8	17.456	122.6	23.535	96.1	21.906	121.5	1:39.707	87.85	11.422	14:05:21.962
2 -	29.633	101.5	17.192	122.2	22.837	94.2	21.590	122.2	1:31.252	95.99	2.967	14:06:53.214
3 -	28.291	103.4	16.865	122.6	22.398	96.0	21.819	122.9	1:29.373	98.01	1.088	14:08:22.587
4 -	29.586	102.1	16.876	123.8	22.895	102.4	21.507	120.9	1:30.864	96.40	2.579	14:09:53.451
5 -	28.393	102.4	17.489	121.7	22.200	104.2	21.433	121.1	1:29.515	97.85	1.230	14:11:22.966
6 -	27.915	102.1	17.337	122.4	22.266	102.1	21.239	121.7	1:28.757	98.69	0.472	14:12:51.723
7 -	27.954	103.8	16.787	123.3	22.941	100.9	21.400	120.6	1:29.082	98.33	0.797	14:14:20.805
8 -	27.863	103.4	16.934	121.3	23.249	100.3	21.532	121.7	1:29.578	97.79	1.293	14:15:50.383
9 -	28.112	103.0	16.810	122.9	22.321	101.2	21.476	121.3	1:28.719	98.73	0.434	14:17:19.102
10 -	27.974	102.6	16.698	123.1	22.263	104.6	21.394	120.6	1:28.329 (2)	99.17	0.044	14:18:47.431
11 -	27.885	103.2	16.841	122.2	22.451	103.7	21.211	121.3	1:28.388	99.10	0.103	14:20:15.819
12 -	27.919	103.4	16.862	122.2	22.152	105.0	21.352	120.9	1:28.285 (1)	99.22		14:21:44.104
13 -	27.985	103.7	16.797	122.0	22.362	103.4	21.217	120.9	1:28.361 (3)	99.13	0.076	14:23:12.465
14 -	27.986	103.5	16.793	122.6	22.270	104.2	21.431	120.6	1:28.480	99.00	0.195	14:24:40.945

P10 15		James PULL				Fortec						
IDEAL LAP TIME : 1:27.163		BEST LAP TIME : 1:27.554				DIFFERENCE : 0.391						
LAP	SECTOR 1	SECTOR 2	SECTOR 3	SECTOR 4	LAP TIME	MPH	DIFF	TIME OF DAY				
1 -		98.8	17.778	119.6	23.351	94.2	22.156	123.1	1:39.210	88.29	11.656	14:05:21.465
2 -	29.065	103.4	17.236	120.2	23.116	100.0	21.508	123.1	1:30.925	96.34	3.371	14:06:52.390
3 -	28.167	103.8	16.832	124.7	22.733	97.1	21.707	122.6	1:29.439	97.94	1.885	14:08:21.829
4 -	27.949	104.8	16.812	124.5	22.806	98.9	21.506	122.2	1:29.073	98.34	1.519	14:09:50.902
5 -	28.686	104.6	16.643	124.7	22.632	101.0	21.263	124.7	1:29.224	98.17	1.670	14:11:20.126
6 -	28.574	104.6	22.213	117.3	22.125	106.0	21.090	122.9	1:34.002	93.18	6.448	14:12:54.128
7 -	27.426	104.5	16.657	125.2	22.106	105.5	21.365	123.1	1:27.554 (1)	100.05		14:14:21.682
8 -	28.516	103.2	16.707	125.9	22.433	105.1	21.668	125.2	1:29.324	98.06	1.770	14:15:51.006
9 -	28.094	104.3	17.191	124.7	22.220	106.1	21.223	124.9	1:28.728	98.72	1.174	14:17:19.734
10 -	28.291	103.5	17.198	125.4	22.562	106.0	21.007	122.0	1:29.058	98.36	1.504	14:18:48.792
11 -	27.577	105.1	16.727	124.5	22.927	95.4	21.480	122.0	1:28.711	98.74	1.157	14:20:17.503
12 -	27.827	104.3	16.675	124.9	22.191	104.8	21.263	122.0	1:27.956 (2)	99.59	0.402	14:21:45.459
13 -	27.691	104.6	16.720	124.5	22.461	103.4	21.260	122.0	1:28.132 (3)	99.39	0.578	14:23:13.591
14 -	27.782	104.6	16.624	124.7	22.411	105.0	21.375	121.7	1:28.192	99.32	0.638	14:24:41.783

Weather / Track : Cloudy / Dry

2015 MSA Formula Championship

ROUND 28 - SECTOR ANALYSIS

SECTOR 1 = FL to I1, SECTOR 2 = I1 to I2 SECTOR 3 = I2 to I3, SECTOR 4 = I3 to FL, DIFF = Difference To Personal Best Lap

P11 25		Louise RICHARDSON				Richardson Racing						
IDEAL LAP TIME : 1:28.586		BEST LAP TIME : 1:28.844				DIFFERENCE : 0.258						
LAP	SECTOR 1	SECTOR 2		SECTOR 3		SECTOR 4		LAP TIME	MPH	DIFF	TIME OF DAY	
1 -		100.1	17.917	122.2	24.348	89.9	22.249	120.4	1:43.774	84.41	14.930	14:05:26.029
2 -	28.896	102.6	17.154	122.6	23.058	95.4	21.970	120.9	1:31.078	96.17	2.234	14:06:57.107
3 -	28.642	103.2	17.027	123.1	22.601	100.6	21.655	120.9	1:29.925	97.41	1.081	14:08:27.032
4 -	28.219	103.0	17.004	122.9	22.286	101.3	21.499	121.3	1:29.008	(3) 98.41	0.164	14:09:56.040
5 -	28.073	103.7	16.886	123.8	23.278	98.3	21.664	121.5	1:29.901	97.43	1.057	14:11:25.941
6 -	28.713	102.6	17.097	121.7	22.349	100.7	21.473	120.2	1:29.632	97.73	0.788	14:12:55.573
7 -	28.041	102.9	16.841	122.6	22.523	97.1	21.559	120.0	1:28.964	(2) 98.46	0.120	14:14:24.537
8 -	28.058	103.2	16.924	121.7	22.397	101.5	21.465	121.3	1:28.844	(1) 98.59		14:15:53.381
9 -	28.131	102.6	17.130	121.7	22.443	101.5	21.528	120.2	1:29.232	98.16	0.388	14:17:22.613
10 -	27.994	103.4	17.207	122.2	23.060	85.5	22.284	118.7	1:30.545	96.74	1.701	14:18:53.158
11 -	28.396	103.0	17.004	121.7	22.360	101.2	21.574	120.2	1:29.334	98.05	0.490	14:20:22.492
12 -	28.105	103.0	16.979	122.4	22.422	99.2	21.629	120.6	1:29.135	98.27	0.291	14:21:51.627
13 -	28.131	103.5	17.051	122.4	22.623	98.3	21.698	120.2	1:29.503	97.87	0.659	14:23:21.130
14 -	28.498	102.4	17.144	122.2	22.521	98.6	21.861	119.8	1:30.024	97.30	1.180	14:24:51.154

P12 96		Jack BUTEL				JHR Developments						
IDEAL LAP TIME : 1:28.615		BEST LAP TIME : 1:28.981				DIFFERENCE : 0.366						
LAP	SECTOR 1	SECTOR 2		SECTOR 3		SECTOR 4		LAP TIME	MPH	DIFF	TIME OF DAY	
1 -		100.1	17.988	123.5	24.184	93.4	22.199	122.2	1:43.244	84.84	14.263	14:05:25.499
2 -	28.785	101.6	17.289	123.3	23.194	98.6	21.837	122.4	1:31.105	96.15	2.124	14:06:56.604
3 -	28.691	103.2	16.813	124.5	22.849	103.0	21.585	121.7	1:29.938	97.39	0.957	14:08:26.542
4 -	27.991	103.7	16.714	124.7	22.745	103.7	21.531	122.4	1:28.981	(1) 98.44		14:09:55.523
5 -	27.860	103.8	17.294	124.9	23.303	102.9	21.590	122.0	1:30.047	97.28	1.066	14:11:25.570
6 -	27.863	103.4	18.711	115.9	22.965	101.5	21.581	121.5	1:31.120	96.13	2.139	14:12:56.690
7 -	27.938	103.0	16.841	123.8	22.953	101.6	21.590	121.3	1:29.322	98.07	0.341	14:14:26.012
8 -	27.821	103.5	16.918	122.6	22.696	101.9	21.700	121.7	1:29.135	(3) 98.27	0.154	14:15:55.147
9 -	27.956	103.2	16.844	122.9	22.724	103.5	21.551	121.3	1:29.075	(2) 98.34	0.094	14:17:24.222
10 -	27.887	102.6	16.767	123.3	22.852	96.5	21.730	122.0	1:29.236	98.16	0.255	14:18:53.458
11 -	28.381	103.7	16.943	124.2	22.738	102.2	21.686	121.5	1:29.748	97.60	0.767	14:20:23.206
12 -	28.258	101.5	16.929	123.3	22.851	102.7	21.687	121.1	1:29.725	97.62	0.744	14:21:52.931
13 -	28.095	103.7	16.809	123.5	22.549	101.0	22.020	118.9	1:29.473	97.90	0.492	14:23:22.404
14 -	28.127	103.0	16.771	124.2	22.558	99.4	21.931	121.3	1:29.387	97.99	0.406	14:24:51.791

P13 88		Greg HOLLOWAY				Richardson Racing						
IDEAL LAP TIME : 1:31.531		BEST LAP TIME : 1:31.846				DIFFERENCE : 0.315						
LAP	SECTOR 1	SECTOR 2		SECTOR 3		SECTOR 4		LAP TIME	MPH	DIFF	TIME OF DAY	
1 -		99.4	17.928	120.9	24.767	92.1	22.913	118.5	1:46.323	82.38	14.477	14:05:28.578
2 -	29.936	102.2	17.275	121.3	24.199	95.8	22.625	117.9	1:34.035	93.15	2.189	14:07:02.613
3 -	29.364	102.9	17.257	120.6	24.270	95.5	22.622	118.7	1:33.513	93.67	1.667	14:08:36.126
4 -	29.237	102.2	17.523	120.4	23.990	97.3	22.237	119.4	1:32.987	94.20	1.141	14:10:09.113
5 -	29.166	101.0	17.141	121.5	23.666	97.6	22.192	119.8	1:32.165	95.04	0.319	14:11:41.278
6 -	28.859	102.9	17.359	121.1	23.883	98.2	22.161	119.1	1:32.262	94.94	0.416	14:13:13.540
7 -	28.913	102.4	17.754	120.6	23.681	99.8	22.250	118.7	1:32.598	94.60	0.752	14:14:46.138
8 -	28.670	102.7	17.269	121.1	23.712	98.9	22.200	119.1	1:31.851	(2) 95.37	0.005	14:16:17.989
9 -	28.739	103.0	17.216	120.9	23.666	98.1	22.353	118.9	1:31.974	(3) 95.24	0.128	14:17:49.963
10 -	29.125	102.2	17.207	121.3	23.721	98.5	22.278	118.7	1:32.331	94.87	0.485	14:19:22.294
11 -	28.923	102.7	17.231	120.9	23.661	97.9	22.235	118.7	1:32.050	95.16	0.204	14:20:54.344
12 -	28.804	102.7	17.200	120.6	23.602	98.2	22.240	118.3	1:31.846	(1) 95.37		14:22:26.190
13 -	28.856	102.2	17.098	121.1	23.995	91.9	22.497	118.5	1:32.446	94.75	0.600	14:23:58.636
14 -	28.696	101.8	17.201	120.9	23.642	98.6	22.651	118.1	1:32.190	95.01	0.344	14:25:30.826

P14 59 R		Josh SMITH				Fortec						
IDEAL LAP TIME : 1:28.019		BEST LAP TIME : 1:28.352				DIFFERENCE : 0.333						
LAP	SECTOR 1	SECTOR 2		SECTOR 3		SECTOR 4		LAP TIME	MPH	DIFF	TIME OF DAY	
1 -		96.9	18.003	122.6	23.639	95.1	22.153	120.9	1:41.894	85.97	13.542	14:05:24.149
2 -	28.625	101.9	18.517	115.5	23.143	97.6	22.002	120.2	1:32.287	94.91	3.935	14:06:56.436
3 -	28.490	102.6	16.847	122.2	22.535	102.2	21.444	122.4	1:29.316	98.07	0.964	14:08:25.752

Weather / Track : Cloudy / Dry

Brands Hatch GP
Circuit Length = 2.4332 miles
Start: 14:03 Flag 14:24 End: 14:25

2015 MSA Formula Championship

ROUND 28 - SECTOR ANALYSIS

SECTOR 1 = FL to I1, SECTOR 2 = I1 to I2 SECTOR 3 = I2 to I3, SECTOR 4 = I3 to FL, DIFF = Difference To Personal Best Lap

4 -	28.192	102.9	16.740	123.8	22.452	102.1	21.760	121.5	1:29.144	98.26	0.792	14:09:54.896	
5 -	28.314	98.1	17.353	122.0	22.499	103.8	21.390	121.7	1:29.556	97.81	1.204	14:11:24.452	
6 -	27.791	103.2	17.004	121.5	22.197	101.6	21.360	122.2	1:28.352 (1)	99.14		14:12:52.804	
7 -	28.104	103.0	16.782	123.1	22.236	102.1	21.670	121.7	1:28.792	(3)	98.65	0.440	14:14:21.596
8 -	28.183	103.0	16.956	121.7	22.376	103.5	21.752	121.7	1:29.267		98.13	0.915	14:15:50.863
9 -	28.142	102.6	17.044	122.2	22.128	103.7	21.401	122.0	1:28.715	(2)	98.74	0.363	14:17:19.578
10 -	28.378	101.3	17.178	121.5	1:51.684	85.0	23.024	118.3	3:00.264		48.59	1:31.912	14:20:19.842
11 -	28.435	101.6	17.694	118.5	22.968	101.6	21.904	119.8	1:31.001		96.26	2.649	14:21:50.843
12 -	28.002	103.2	16.890	121.5	22.465	100.9	21.694	120.6	1:29.051		98.36	0.699	14:23:19.894
13 -	28.027	102.9	16.981	121.3	22.618	95.5	21.943	119.8	1:29.569		97.79	1.217	14:24:49.463

P15		8 R		Darius KARBALEY				Falcon Motorsport					
IDEAL LAP TIME : 1:28.484		BEST LAP TIME : 1:28.804		DIFFERENCE : 0.320									
LAP	SECTOR 1	SECTOR 2	SECTOR 3	SECTOR 4	LAP TIME	MPH	DIFF	TIME OF DAY					
1 -		100.6	17.959	123.5	24.386	90.0	22.401	121.5	1:44.185	84.07	15.381	14:05:26.440	
2 -	29.033	101.9	17.332	122.6	22.837	98.6	21.860	121.3	1:31.062	96.19	2.258	14:06:57.502	
3 -	28.652	102.2	17.011	123.5	22.734	101.3	21.490	122.4	1:29.887	97.45	1.083	14:08:27.389	
4 -	28.287	102.4	17.111	123.5	22.356	102.9	21.470	121.5	1:29.224	(3)	98.17	0.420	14:09:56.613
5 -	28.139	103.0	17.069	123.3	22.671	96.4	21.649	123.5	1:29.528	97.84	0.724	14:11:26.141	
6 -	28.702	103.8	17.449	119.1	23.191	102.1	21.526	122.2	1:30.868	96.40	2.064	14:12:57.009	
7 -	28.681	97.5	17.100	122.9	22.576	101.3	21.570	122.0	1:29.927	97.41	1.123	14:14:26.936	
8 -	27.946	103.7	17.005	122.6	23.586	99.5	21.694	121.1	1:30.231	97.08	1.427	14:15:57.167	
9 -	28.064	103.7	16.989	122.4	22.687	101.8	21.533	120.6	1:29.273	98.12	0.469	14:17:26.440	
10 -	28.089	103.4	16.908	122.9	22.961	100.4	21.372	120.9	1:29.330	98.06	0.526	14:18:55.770	
11 -	27.848	103.5	16.957	122.9	22.543	100.4	21.456	120.6	1:28.804 (1)	98.64		14:20:24.574	
12 -	27.958	103.5	16.914	123.1	22.585	102.7	21.593	119.4	1:29.050	(2)	98.36	0.246	14:21:53.624

P16		51 R		Ameya VAIDYANATHAN				JTR					
IDEAL LAP TIME : 1:28.603		BEST LAP TIME : 1:28.794		DIFFERENCE : 0.191									
LAP	SECTOR 1	SECTOR 2	SECTOR 3	SECTOR 4	LAP TIME	MPH	DIFF	TIME OF DAY					
1 -		99.5	18.043	121.1	23.882	100.3	22.241	120.4	1:42.861	85.16	14.067	14:05:25.116	
2 -	28.897	101.6	17.207	120.2	22.930	103.4	21.762	119.6	1:30.796	96.47	2.002	14:06:55.912	
3 -	28.224	103.0	16.950	121.5	22.782	100.6	21.633	120.0	1:29.589	(3)	97.77	0.795	14:08:25.501
4 -	28.028	102.7	16.927	121.7	22.363	104.5	21.476	120.0	1:28.794 (1)	98.65		14:09:54.295	
5 -	28.058	103.0	17.168	123.1	22.488	104.2	21.469	121.1	1:29.183	(2)	98.22	0.389	14:11:23.478

P17		3		Sennan FIELDING				JHR Developments					
IDEAL LAP TIME : 1:29.262		BEST LAP TIME : 1:29.470		DIFFERENCE : 0.208									
LAP	SECTOR 1	SECTOR 2	SECTOR 3	SECTOR 4	LAP TIME	MPH	DIFF	TIME OF DAY					
1 -		99.8	17.758	119.1	23.331	94.6	22.122	118.9	1:39.007	88.47	9.537	14:05:21.262	
2 -	28.722	101.3	17.221	119.8	22.644	96.9	21.851	118.7	1:30.438	(3)	96.86	0.968	14:06:51.700
3 -	28.199	101.8	17.155	120.0	22.420	99.5	21.696	118.9	1:29.470 (1)	97.90		14:08:21.170	
4 -	28.014	101.9	17.132	120.0	22.557	100.4	21.773	119.1	1:29.476	(2)	97.90	0.006	14:09:50.646

P18		22		Tarun REDDY				Double R				
IDEAL LAP TIME : 1:31.826		BEST LAP TIME :		DIFFERENCE :								
LAP	SECTOR 1	SECTOR 2	SECTOR 3	SECTOR 4	LAP TIME	MPH	DIFF	TIME OF DAY				
1 -	OUTLAP	98.3	18.035	122.0	23.500	99.2	21.921	122.2	1:41.443	86.35		14:05:23.698
2 -	28.495	103.0	24.931	66.9	33.653	74.3	IN PIT		2:40.505	P	54.57	14:08:04.203

Weather / Track : Cloudy / Dry

Results can be found at www.tsl-timing.com

Page 5 of 5

Brands Hatch GP
Circuit Length = 2.4332 miles
Start: 14:03 Flag 14:24 End: 14:25

Printed - 14:27 Saturday, 10 October 2015

2015 MSA Formula Championship

ROUND 28 - BEST SPEEDS

POS	INTERMEDIATE 1			INTERMEDIATE 2			INTERMEDIATE 3			FINISH LINE		
	NO	NAME	MPH	NO	NAME	MPH	NO	NAME	MPH	NO	NAME	MPH
1	15	PULL	105.1	15	PULL	125.9	10	HERTA	107.7	15	PULL	125.2
2	26	SOWERY	105.0	96	BUTEL	124.9	11	COLLARD	106.6	26	SOWERY	124.0
3	65	AHMED	104.8	26	SOWERY	124.9	15	PULL	106.1	8	KARBALEY	123.5
4	19	MITCHELL	104.5	65	AHMED	124.5	46	MARTINS	105.5	46	MARTINS	123.3
5	31	NORRIS	104.5	19	MITCHELL	124.2	31	NORRIS	105.3	14	BAYBUTT	123.1
6	11	COLLARD	104.3	14	BAYBUTT	123.8	65	AHMED	105.3	21	FLORESCU	122.9
7	10	HERTA	104.2	21	FLORESCU	123.8	14	BAYBUTT	105.1	19	MITCHELL	122.6
8	14	BAYBUTT	104.2	59	SMITH	123.8	21	FLORESCU	105.0	65	AHMED	122.6
9	8	KARBALEY	103.8	25	RICHARDSON	123.8	26	SOWERY	105.0	59	SMITH	122.4
10	21	FLORESCU	103.8	8	KARBALEY	123.5	19	MITCHELL	104.6	96	BUTEL	122.4
11	96	BUTEL	103.8	46	MARTINS	123.3	51	VAIDYANATHAN	104.5	22	REDDY	122.2
12	46	MARTINS	103.7	10	HERTA	123.1	59	SMITH	103.8	10	HERTA	122.0
13	25	RICHARDSON	103.7	51	VAIDYANATHAN	123.1	96	BUTEL	103.7	25	RICHARDSON	121.5
14	59	SMITH	103.2	11	COLLARD	122.6	8	KARBALEY	102.9	31	NORRIS	121.3
15	51	VAIDYANATHAN	103.2	31	NORRIS	122.6	25	RICHARDSON	101.5	11	COLLARD	121.1
16	22	REDDY	103.0	22	REDDY	122.0	3	FIELDING	100.4	51	VAIDYANATHAN	121.1
17	88	HOLLOWAY	103.0	88	HOLLOWAY	121.5	22	REDDY	100.1	88	HOLLOWAY	119.8
18	3	FIELDING	101.9	3	FIELDING	120.0	88	HOLLOWAY	99.8	3	FIELDING	119.1
19												

Weather / Track : Cloudy / Dry

Results can be found at www.tsl-timing.com

Brands Hatch GP
Circuit Length = 2.4332 miles
Start: 14:03 Flag 14:24 End: 14:25

Printed - 14:26 Saturday, 10 October 2015

2015 MSA Formula Championship

ROUND 28 - BEST SECTORS

SECTOR 1				SECTOR 2				SECTOR 3				SECTOR 4				IDEAL / BEST COMPARISON		
POS	NO	NAME	TIME	NO	NAME	TIME	NO	NAME	TIME	NO	NAME	TIME	POS	NO	NAME	IDEAL	BEST	DIFF
																PERFECT LAP	1:26.640	
1	15	PULL	27.426	65	AHMED	16.614	10	HERTA	21.597	10	HERTA	21.003	1	31	NORRIS	1:26.747	1:26.797	0.050
2	31	NORRIS	27.432	15	PULL	16.624	31	NORRIS	21.672	15	PULL	21.007	2	10	HERTA	1:26.791	1:26.909	0.118
3	10	HERTA	27.513	31	NORRIS	16.630	14	BAYBUTT	21.868	31	NORRIS	21.013	3	15	PULL	1:27.163	1:27.554	0.391
4	26	SOWERY	27.586	26	SOWERY	16.640	65	AHMED	21.928	65	AHMED	21.044	4	65	AHMED	1:27.268	1:27.506	0.238
5	46	MARTINS	27.635	10	HERTA	16.678	11	COLLARD	21.947	11	COLLARD	21.083	5	11	COLLARD	1:27.414	1:27.469	0.055
6	11	COLLARD	27.636	14	BAYBUTT	16.678	19	MITCHEL	22.032	14	BAYBUTT	21.115	6	14	BAYBUTT	1:27.564	1:27.904	0.340
7	65	AHMED	27.682	19	MITCHEL	16.685	15	PULL	22.106	19	MITCHEL	21.172	7	19	MITCHELL	1:27.628	1:27.765	0.137
8	19	MITCHEL	27.739	21	FLORESC	16.698	59	SMITH	22.128	21	FLORESC	21.211	8	26	SOWERY	1:27.758	1:27.822	0.064
9	59	SMITH	27.791	96	BUTEL	16.714	21	FLORESC	22.152	26	SOWERY	21.274	9	46	MARTINS	1:27.841	1:27.991	0.150
10	96	BUTEL	27.821	59	SMITH	16.740	46	MARTINS	22.162	46	MARTINS	21.299	10	21	FLORESCU	1:27.924	1:28.285	0.361
11	51	VAIDYAN	27.844	46	MARTINS	16.745	26	SOWERY	22.258	59	SMITH	21.360	11	59	SMITH	1:28.019	1:28.352	0.333
12	8	KARBALE	27.848	11	COLLARD	16.748	25	RICHARD	22.286	8	KARBALE	21.372	12	8	KARBALEY	1:28.484	1:28.804	0.320
13	21	FLORESC	27.863	25	RICHARD	16.841	8	KARBALE	22.356	25	RICHARD	21.465	13	25	RICHARDSON	1:28.586	1:28.844	0.258
14	14	BAYBUTT	27.903	8	KARBALE	16.908	51	VAIDYAN	22.363	51	VAIDYAN	21.469	14	51	VAIDYANATHAN	1:28.603	1:28.794	0.191
15	25	RICHARD	27.994	51	VAIDYAN	16.927	3	FIELDIN	22.420	96	BUTEL	21.531	15	96	BUTEL	1:28.615	1:28.981	0.366
16	3	FIELDIN	28.014	88	HOLLOWA	17.098	96	BUTEL	22.549	3	FIELDIN	21.696	16	3	FIELDING	1:29.262	1:29.470	0.208
17	22	REDDY	28.495	3	FIELDIN	17.132	22	REDDY	23.500	22	REDDY	21.921	17	88	HOLLOWAY	1:31.531	1:31.846	0.315
18	88	HOLLOWA	28.670	22	REDDY	17.910	88	HOLLOWA	23.602	88	HOLLOWA	22.161	18	22	REDDY	1:31.826		
19																		

Weather / Track : Cloudy / Dry

Results can be found at www.tsl-timing.com

Brands Hatch GP

Circuit Length = 2.4332 miles

Start: 14:03 Flag 14:24 End: 14:25

Printed - 14:26 Saturday, 10 October 2015

2015 MSA Formula Championship

ROUND 28 - LAP CHART

LAP 1 @ 14:05:17.302			LAP 2 @ 14:06:45.696			LAP 3 @ 14:08:13.344			LAP 4 @ 14:09:40.425			LAP 5 @ 14:11:07.334		
NO	BEHIND	LAP TIME	NO	BEHIND	LAP TIME	NO	BEHIND	LAP TIME	NO	BEHIND	LAP TIME	NO	BEHIND	LAP TIME
31		1:35.047	31		1:28.394	31		1:27.648	31		1:27.081	31		1:26.909
10	0.569	1:35.616	10	0.620	1:28.445	10	0.665	1:27.693	10	0.963	1:27.379	10	1.165	1:27.111
11	1.297	1:36.344	11	1.632	1:28.729	11	2.185	1:28.201	11	3.103	1:27.999	11	3.882	1:27.688
65	1.683	1:36.730	65	2.208	1:28.919	65	2.745	1:28.185	65	3.464	1:27.800	65	4.445	1:27.890
3	3.960	1:39.007	3	6.004	1:30.438	3	7.826	1:29.470	3	10.221	1:29.476	46	12.652	1:29.149
15	4.163	1:39.210	46	6.447	1:30.549	46	8.171	1:29.372	46	10.412	1:29.322	15	12.792	1:29.224
46	4.292	1:39.339	15	6.694	1:30.925	15	8.485	1:29.439	15	10.477	1:29.073	26	13.288	1:29.438
21	4.660	1:39.707	26	7.269	1:30.836	26	8.598	1:28.977	26	10.759	1:29.242	19	13.646	1:29.102
26	4.827	1:39.874	21	7.518	1:31.252	21	9.243	1:29.373	19	11.453	1:29.288	14	14.007	1:29.208
19	5.247	1:40.294	19	7.841	1:30.988	19	9.246	1:29.053	14	11.708	1:28.802	21	15.632	1:29.515
14	6.074	1:41.121	14	8.240	1:30.560	14	9.987	1:29.395	21	13.026	1:30.864	51	16.144	1:29.183
22	6.396	1:41.443	51	10.216	1:30.796	51	12.157	1:29.589	51	13.870	1:28.794	59	17.118	1:29.556
59	6.847	1:41.894	59	10.740	1:32.287	59	12.408	1:29.316	59	14.471	1:29.144	96	18.236	1:30.047
51	7.814	1:42.861	96	10.908	1:31.105	96	13.198	1:29.938	96	15.098	1:28.981	25	18.607	1:29.901
96	8.197	1:43.244	25	11.411	1:31.078	25	13.688	1:29.925	25	15.615	1:29.008	8	18.807	1:29.528
25	8.727	1:43.774	8	11.806	1:31.062	8	14.045	1:29.887	8	16.188	1:29.224	88	33.944	1:32.165
8	9.138	1:44.185	88	16.917	1:34.035	88	22.782	1:33.513	88	28.688	1:32.987			
88	11.276	1:46.323	22	1:18.507	2:40.505 P									

Weather / Track : Cloudy / Dry

2015 MSA Formula Championship

ROUND 28 - LAP CHART

LAP 6 @ 14:12:34.131			LAP 7 @ 14:14:01.852			LAP 8 @ 14:15:29.128			LAP 9 @ 14:16:56.057			LAP 10 @ 14:18:23.420		
NO	BEHIND	LAP TIME	NO	BEHIND	LAP TIME	NO	BEHIND	LAP TIME	NO	BEHIND	LAP TIME	NO	BEHIND	LAP TIME
31		1:26.797	31		1:27.721	31		1:27.276	31		1:26.929	31		1:27.363
10	1.771	1:27.403	10	0.984	1:26.934	10	0.617	1:26.909	10	0.880	1:27.192	10	0.774	1:27.257
11	4.823	1:27.738	11	4.571	1:27.469	11	4.866	1:27.571	11	6.356	1:28.419	11	6.844	1:27.851
65	5.225	1:27.577	65	5.010	1:27.506	65	5.313	1:27.579	65	6.673	1:28.289	65	7.261	1:27.951
46	15.461	1:29.606	46	16.130	1:28.390	46	16.913	1:28.059	46	18.139	1:28.155	46	18.890	1:28.114
19	16.554	1:29.705	19	16.805	1:27.972	19	17.634	1:28.105	19	18.470	1:27.765	19	19.406	1:28.299
14	16.881	1:29.671	14	17.064	1:27.904	14	17.986	1:28.198	14	19.123	1:28.066	14	19.682	1:27.922
21	17.592	1:28.757	21	18.953	1:29.082	26	20.568	1:28.472	26	22.066	1:28.427	26	22.525	1:27.822
26	18.258	1:31.767	26	19.372	1:28.835	21	21.255	1:29.578	21	23.045	1:28.719	21	24.011	1:28.329
59	18.673	1:28.352	59	19.744	1:28.792	59	21.735	1:29.267	59	23.521	1:28.715	15	25.372	1:29.058
15	19.997	1:34.002	15	19.830	1:27.554	15	21.878	1:29.324	15	23.677	1:28.728	25	29.738	1:30.545
25	21.442	1:29.632	25	22.685	1:28.964	25	24.253	1:28.844	25	26.556	1:29.232	96	30.038	1:29.236
96	22.559	1:31.120	96	24.160	1:29.322	96	26.019	1:29.135	96	28.165	1:29.075	8	32.350	1:29.330
8	22.878	1:30.868	8	25.084	1:29.927	8	28.039	1:30.231	8	30.383	1:29.273	88	58.874	1:32.331
88	39.409	1:32.262	88	44.286	1:32.598	88	48.861	1:31.851	88	53.906	1:31.974			

Weather / Track : Cloudy / Dry

Results can be found at www.tsl-timing.com

Page 2 of 3

Brands Hatch GP
 Circuit Length = 2.4332 miles
 Start: 14:03 Flag 14:24 End: 14:25

Printed - 14:26 Saturday, 10 October 2015

2015 MSA Formula Championship

ROUND 28 - LAP CHART

LAP 11 @ 14:19:51.170			LAP 12 @ 14:21:18.456			LAP 13 @ 14:22:46.086			LAP 14 @ 14:24:14.038		
NO	BEHIND	LAP TIME	NO	BEHIND	LAP TIME	NO	BEHIND	LAP TIME	NO	BEHIND	LAP TIME
31		1:27.750	31		1:27.286	31		1:27.630	31		1:27.952
10	0.363	1:27.339	10	0.511	1:27.434	10	0.526	1:27.645	10	0.478	1:27.904
11	7.156	1:28.062	11	7.789	1:27.919	11	8.231	1:28.072	11	8.957	1:28.678
65	7.720	1:28.209	65	8.269	1:27.835	65	8.865	1:28.226	65	9.977	1:29.064
46	19.449	1:28.309	46	20.154	1:27.991	46	20.941	1:28.417	46	21.783	1:28.794
19	19.854	1:28.198	19	20.925	1:28.357	19	21.615	1:28.320	19	22.803	1:29.140
14	20.116	1:28.184	14	21.192	1:28.362	14	21.851	1:28.289	14	22.980	1:29.081
26	23.052	1:28.277	26	23.830	1:28.064	26	24.320	1:28.120	26	24.899	1:28.531
21	24.649	1:28.388	21	25.648	1:28.285	21	26.379	1:28.361	21	26.907	1:28.480
15	26.333	1:28.711	15	27.003	1:27.956	15	27.505	1:28.132	15	27.745	1:28.192
59	1 Lap	3:00.264	59	1 Lap	1:31.001	59	1 Lap	1:29.051	59	1 Lap	1:29.569
25	31.322	1:29.334	25	33.171	1:29.135	25	35.044	1:29.503	25	37.116	1:30.024
96	32.036	1:29.748	96	34.475	1:29.725	96	36.318	1:29.473	96	37.753	1:29.387
8	33.404	1:28.804	8	35.168	1:29.050	88	1:12.550	1:32.446	88	1:16.788	1:32.190
88	1:03.174	1:32.050	88	1:07.734	1:31.846						

Weather / Track : Cloudy / Dry

Results can be found at www.tsl-timing.com

Page 3 of 3

Brands Hatch GP
Circuit Length = 2.4332 miles
Start: 14:03 Flag 14:24 End: 14:25

Printed - 14:26 Saturday, 10 October 2015

2015 MSA Formula Championship

ROUND 28 - POSITION CHART

No	Name	Lap															
		Pos	1	2	3	4	5	6	7	8	9	10	11	12	13	14	
31	NORRIS	1	31	31	31	31	31	31	31	31	31	31	31	31	31	31	31
10	HERTA	2	10	10	10	10	10	10	10	10	10	10	10	10	10	10	10
3	FIELDING	3	11	11	11	11	11	11	11	11	11	11	11	11	11	11	11
11	COLLARD	4	65	65	65	65	65	65	65	65	65	65	65	65	65	65	65
65	AHMED	5	3	3	3	3	46	46	46	46	46	46	46	46	46	46	46
15	PULL	6	15	46	46	46	15	19	19	19	19	19	19	19	19	19	19
18	LEIST	7	46	15	15	15	26	14	14	14	14	14	14	14	14	14	14
21	FLORESCU	8	21	26	26	26	19	21	21	26	26	26	26	26	26	26	26
46	MARTINS	9	26	21	21	19	14	26	26	21	21	21	21	21	21	21	21
19	MITCHELL	10	19	19	19	14	21	59	59	59	59	15	15	15	15	15	15
26	SOWERY	11	14	14	14	21	51	15	15	15	15	25	25	25	25	25	25
14	BAYBUTT	12	22	51	51	51	59	25	25	25	25	96	96	96	96	96	96
59	SMITH	13	59	59	59	59	96	96	96	96	96	8	8	8	88	88	88
22	REDDY	14	51	96	96	96	25	8	8	8	8	88	88	88	59	59	59
51	VAIDYANATHAN	15	96	25	25	25	8	88	88	88	88	59	59	59			
25	RICHARDSON	16	25	8	8	8	88										
96	BUTEL	17	8	88	88	88											
88	HOLLOWAY	18	88	22													
8	KARBALEY	19															

Weather / Track : Cloudy / Dry

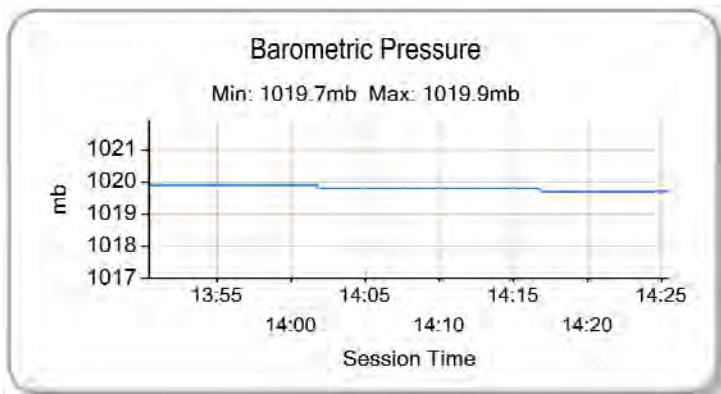
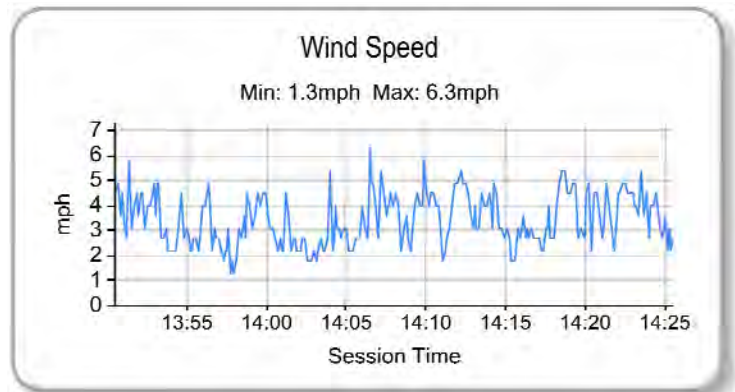
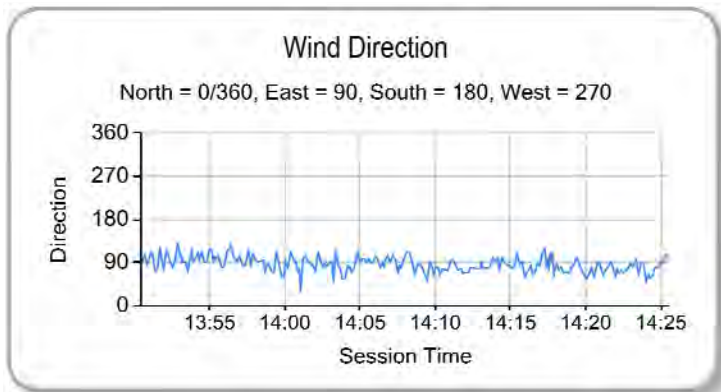
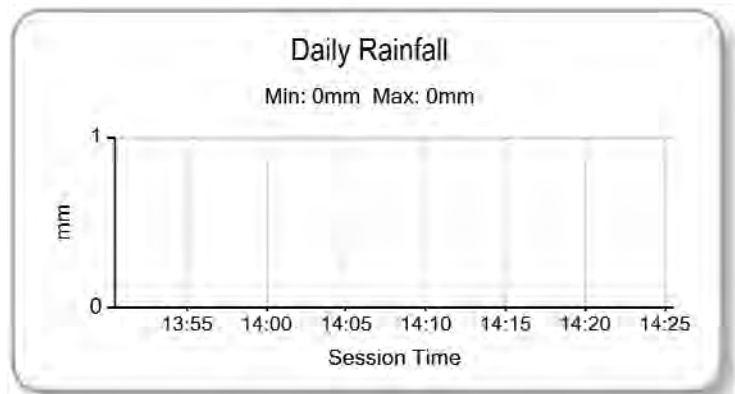
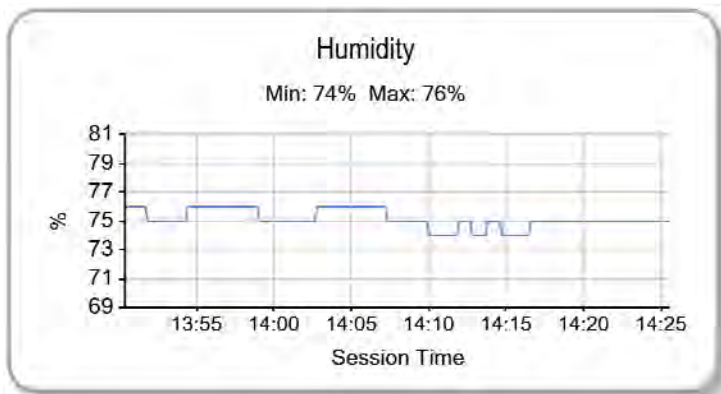
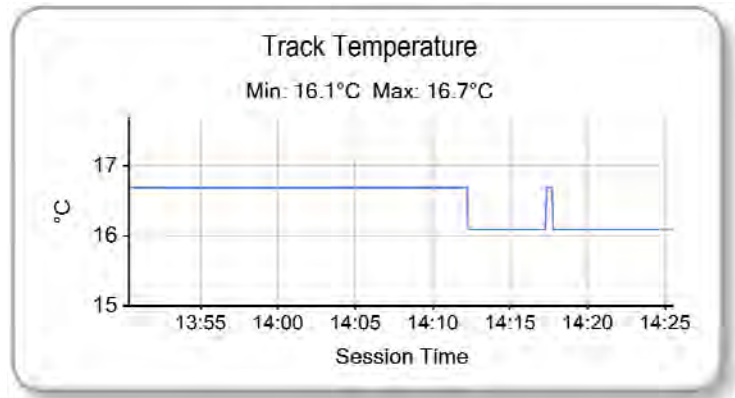
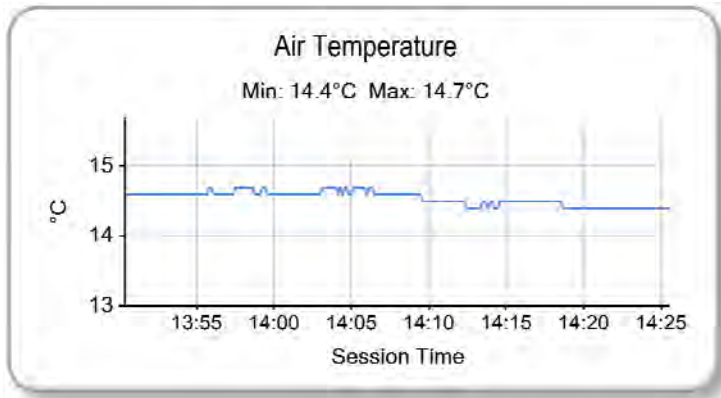
Results can be found at www.tsl-timing.com

Brands Hatch GP
 Circuit Length = 2.4332 miles
 Start: 14:03 Flag 14:24 End: 14:25

Printed - 14:26 Saturday, 10 October 2015

2015 MSA Formula Championship

ROUND 28 - WEATHER CONDITIONS



Weather / Track : Cloudy / Dry

Results can be found at www.tsl-timing.com

Brands Hatch GP
 Circuit Length = 2.4332 miles
 Start: 14:03 Flag 14:24 End: 14:25

Printed - 14:30 Saturday, 10 October 2015

2015 MSA Formula Championship

ROUND 29 - CLASSIFICATION

POS	NO	CL	PIC NAME	ENTRY	LAPS	TIME	GAP	DIFF	MPH	BEST	ON
1	65	R	1 Enaam AHMED	Arden	14	20:48.766			98.20	1:28.029	9
2	19	R	2 Sandy MITCHELL	Arden	14	20:49.943	1.177	1.177	98.11	1:28.066	9
3	46	R	3 Rafael MARTINS	SWB Motorsport	14	20:50.236	1.470	0.293	98.09	1:27.857	9
4	26		1 Toby SOWERY	MBM Motorsport	14	20:50.273	1.507	0.037	98.08	1:27.912	9
5	10		2 Colton HERTA	Carlin	14	20:52.559	3.793	2.286	97.90	1:27.862	5
6	11		3 Ricky COLLARD	Arden	14	20:52.771	4.005	0.212	97.89	1:27.612	6
7	31		4 Lando NORRIS	Carlin	14	20:53.209	4.443	0.438	97.85	1:27.165	7
8	3		5 Sennan FIELDING	JHR Developments	14	20:55.509	6.743	2.300	97.67	1:27.635	7
9	15		6 James PULL	Fortec	14	20:59.307	10.541	3.798	97.38	1:28.054	7
10	14	R	4 Daniel BAYBUTT	JTR	14	21:00.792	12.026	1.485	97.27	1:28.250	12
11	21	R	5 Petru FLORESCU	Carlin	14	21:01.053	12.287	0.261	97.25	1:27.782	9
12	59	R	6 Josh SMITH	Fortec	14	21:10.542	21.776	9.489	96.52	1:28.829	9
13	25		7 Louise RICHARDSON	Richardson Racing	14	21:15.200	26.434	4.658	96.17	1:29.436	13
14	18		8 Matheus LEIST	Double R	14	21:15.400	26.634	0.200	96.15	1:27.629	10
15	8	R	7 Darius KARBALEY	Falcon Motorsport	14	21:15.465	26.699	0.065	96.15	1:29.277	12
16	51	R	8 Ameya VAIDYANATHAN	JTR	14	21:15.678	26.912	0.213	96.13	1:28.746	13
17	96		9 Jack BUTEL	JHR Developments	14	21:18.884	30.118	3.206	95.89	1:29.240	10
18	88		10 Greg HOLLOWAY	Richardson Racing	14	21:53.757	1:04.991	34.873	93.34	1:32.257	6

NOT CLASSIFIED

DNF	22		Tarun REDDY	Double R	10	15:16.234	4 Laps	4 Laps	95.60	1:29.265	3
-----	----	--	-------------	----------	----	-----------	--------	--------	-------	----------	---

FASTEST LAP

	31		Lando NORRIS	Carlin	7	1:27.165	100.49 mph			161.73 kph	
	21	R	Petru FLORESCU	Carlin	9	1:27.782	99.79 mph			160.59 kph	

Weather / Track : Cloudy / Dry

These results are provisional until the conclusion of any judicial and technical matters.

Brands Hatch GP

Circuit Length = 2.4332 miles

Start: 18:01 Flag 18:22 End: 18:23

Clerk Of Course :

Timekeeper :

2015 MSA Formula Championship

ROUND 29 - SECTOR ANALYSIS

SECTOR 1 = FL to I1, SECTOR 2 = I1 to I2 SECTOR 3 = I2 to I3, SECTOR 4 = I3 to FL, DIFF = Difference To Personal Best Lap

P1 65 R Enaam AHMED		Arden														
IDEAL LAP TIME : 1:27.780		BEST LAP TIME : 1:28.029					DIFFERENCE : 0.249									
LAP	SECTOR 1	SECTOR 2	SECTOR 3	SECTOR 4	LAP TIME	MPH	DIFF	TIME OF DAY								
1 -		101.6	17.533	123.3	23.273	96.8	21.901	122.4	1:38.199	89.20	10.170	18:02:51.915				
2 -	29.114	102.7	17.018	124.0	22.955	99.2	21.400	123.1	1:30.487	96.80	2.458	18:04:22.402				
3 -	28.369	103.4	16.888	124.0	22.462	103.8	21.324	122.6	1:29.043	98.37	1.014	18:05:51.445				
4 -	28.102	104.0	16.784	124.2	22.152	105.1	21.222	123.3	1:28.260	99.25	0.231	18:07:19.705				
5 -	27.979	104.2	16.720	124.2	22.296	105.0	21.212	123.1	1:28.207	99.31	0.178	18:08:47.912				
6 -	27.953	104.0	16.783	123.8	22.353	100.0	21.224	122.4	1:28.313	99.19	0.284	18:10:16.225				
7 -	27.860	104.0	16.694	124.7	22.307	105.5	21.384	122.2	1:28.245	99.26	0.216	18:11:44.470				
8 -	27.839	103.8	16.841	124.0	22.251	105.0	21.221	122.9	1:28.152	(3) 99.37	0.123	18:13:12.622				
9 -	27.886	104.0	16.681	124.7	22.174	105.6	21.288	122.9	1:28.029	(1) 99.51		18:14:40.651				
10 -	27.996	104.5	16.755	123.8	22.122	104.2	21.257	122.9	1:28.130	(2) 99.39	0.101	18:16:08.781				
11 -	27.968	104.2	16.783	124.2	22.154	105.0	21.421	122.4	1:28.326	99.17	0.297	18:17:37.107				
12 -	27.983	103.2	16.824	123.5	22.172	104.2	21.193	123.1	1:28.172	99.34	0.143	18:19:05.279				
13 -	28.056	104.0	16.770	123.8	22.339	103.8	21.311	123.1	1:28.476	99.00	0.447	18:20:33.755				
14 -	27.874	104.3	16.626	123.8	22.791	102.7	21.436	118.3	1:28.727	98.72	0.698	18:22:02.482				

P2 19 R Sandy MITCHELL		Arden														
IDEAL LAP TIME : 1:27.810		BEST LAP TIME : 1:28.066					DIFFERENCE : 0.256									
LAP	SECTOR 1	SECTOR 2	SECTOR 3	SECTOR 4	LAP TIME	MPH	DIFF	TIME OF DAY								
1 -		100.0	17.587	120.0	23.277	99.5	22.103	118.9	1:37.915	89.46	9.849	18:02:51.631				
2 -	29.019	100.9	17.231	120.4	22.603	101.5	21.579	120.6	1:30.432	96.86	2.366	18:04:22.063				
3 -	28.390	102.4	16.953	121.1	22.239	103.2	21.448	120.9	1:29.030	98.39	0.964	18:05:51.093				
4 -	28.051	103.0	16.885	121.3	22.139	102.6	21.287	120.6	1:28.362	99.13	0.296	18:07:19.455				
5 -	27.814	103.5	16.817	121.3	22.201	102.9	21.422	120.6	1:28.254	99.25	0.188	18:08:47.709				
6 -	27.785	103.4	16.759	121.3	22.230	102.7	21.313	120.4	1:28.087	(2) 99.44	0.021	18:10:15.796				
7 -	27.929	102.4	16.823	121.5	22.201	100.9	21.409	120.6	1:28.362	99.13	0.296	18:11:44.158				
8 -	27.744	103.2	16.908	121.3	22.148	102.7	21.403	120.9	1:28.203	99.31	0.137	18:13:12.361				
9 -	27.825	103.4	16.841	121.7	22.024	103.7	21.376	120.9	1:28.066	(1) 99.46		18:14:40.527				
10 -	27.838	103.2	16.844	121.5	22.086	103.2	21.368	120.4	1:28.136	(3) 99.39	0.070	18:16:08.563				
11 -	27.883	103.4	16.783	121.7	22.144	100.9	21.439	120.6	1:28.249	99.26	0.183	18:17:36.812				
12 -	27.842	103.4	16.824	121.5	22.173	102.6	21.417	120.4	1:28.256	99.25	0.190	18:19:05.068				
13 -	27.865	103.5	16.859	120.2	22.401	101.8	21.336	121.1	1:28.461	99.02	0.395	18:20:33.529				
14 -	27.740	103.5	16.994	120.6	23.661	101.5	21.735	120.4	1:30.130	97.19	2.064	18:22:03.659				

P3 46 R Rafael MARTINS		SWB Motorsport														
IDEAL LAP TIME : 1:27.780		BEST LAP TIME : 1:27.857					DIFFERENCE : 0.077									
LAP	SECTOR 1	SECTOR 2	SECTOR 3	SECTOR 4	LAP TIME	MPH	DIFF	TIME OF DAY								
1 -		99.7	17.627	120.0	23.139	98.9	22.125	119.8	1:38.154	89.24	10.297	18:02:51.870				
2 -	29.588	99.8	17.337	121.7	22.633	101.3	21.557	122.0	1:31.115	96.14	3.258	18:04:22.985				
3 -	28.297	102.6	16.932	123.1	22.255	102.4	21.420	122.4	1:28.904	98.53	1.047	18:05:51.889				
4 -	28.159	102.7	16.793	123.3	22.169	103.7	21.302	122.6	1:28.423	99.06	0.566	18:07:20.312				
5 -	27.900	103.5	16.763	123.3	22.199	103.5	21.290	122.4	1:28.152	99.37	0.295	18:08:48.464				
6 -	27.770	103.8	16.872	123.1	22.215	103.2	21.339	121.5	1:28.196	99.32	0.339	18:10:16.660				
7 -	27.928	103.0	16.785	123.1	22.271	103.0	21.363	122.2	1:28.347	99.15	0.490	18:11:45.007				
8 -	27.995	103.2	16.923	122.9	22.295	104.5	21.228	122.2	1:28.441	99.04	0.584	18:13:13.448				
9 -	27.726	103.5	16.741	123.3	22.085	105.5	21.305	121.7	1:27.857	(1) 99.70		18:14:41.305				
10 -	27.812	103.4	16.742	123.3	22.226	104.0	21.240	122.0	1:28.020	(2) 99.52	0.163	18:16:09.325				
11 -	27.860	103.4	16.841	123.3	22.178	105.0	21.254	122.6	1:28.133	(3) 99.39	0.276	18:17:37.458				
12 -	27.929	103.7	16.805	123.3	22.392	104.5	21.249	122.2	1:28.375	99.12	0.518	18:19:05.833				
13 -	27.947	103.8	16.748	123.3	22.448	104.0	21.356	122.4	1:28.499	98.98	0.642	18:20:34.332				
14 -	27.881	103.4	16.888	121.7	23.045	101.5	21.806	121.7	1:29.620	97.74	1.763	18:22:03.952				

P4 26 Toby SOWERY		MBM Motorsport														
IDEAL LAP TIME : 1:27.754		BEST LAP TIME : 1:27.912					DIFFERENCE : 0.158									
LAP	SECTOR 1	SECTOR 2	SECTOR 3	SECTOR 4	LAP TIME	MPH	DIFF	TIME OF DAY								
1 -		100.9	17.528	124.9	23.765	96.0	21.896	122.2	1:39.635	87.91	11.723	18:02:53.351				
2 -	28.715	103.5	17.330	121.7	22.970	100.7	21.519	123.1	1:30.534	96.75	2.622	18:04:23.885				
3 -	28.127	103.5	17.062	124.5	22.668	101.2	21.432	123.1	1:29.289	98.10	1.377	18:05:53.174				

Weather / Track : Cloudy / Dry

Brands Hatch GP
Circuit Length = 2.4332 miles
Start: 18:01 Flag 18:22 End: 18:23

2015 MSA Formula Championship

ROUND 29 - SECTOR ANALYSIS

SECTOR 1 = FL to I1, SECTOR 2 = I1 to I2 SECTOR 3 = I2 to I3, SECTOR 4 = I3 to FL, DIFF = Difference To Personal Best Lap

4 -	27.877	103.7	16.688	124.9	22.545	102.7	21.329	122.6	1:28.439	99.04	0.527	18:07:21.613
5 -	27.780	103.8	16.664	124.5	22.329	101.0	21.324	122.4	1:28.097	99.43	0.185	18:08:49.710
6 -	27.618	104.6	16.690	125.4	22.378	103.2	21.238	122.4	1:27.924 (2)	99.62	0.012	18:10:17.634
7 -	27.723	104.6	16.699	124.7	22.555	103.2	21.279	122.4	1:28.256	99.25	0.344	18:11:45.890
8 -	27.655	104.3	16.694	125.2	22.389	103.5	21.331	122.4	1:28.069	99.46	0.157	18:13:13.959
9 -	27.665	104.6	16.677	125.2	22.254	103.0	21.316	123.1	1:27.912 (1)	99.64		18:14:41.871
10 -	27.673	104.3	16.715	124.7	22.273	102.7	21.314	122.6	1:27.975 (3)	99.57	0.063	18:16:09.846
11 -	27.776	104.0	16.653	125.4	22.427	101.8	21.229	123.1	1:28.085	99.44	0.173	18:17:37.931
12 -	27.920	104.2	16.676	124.7	22.539	101.9	21.407	122.9	1:28.542	98.93	0.630	18:19:06.473
13 -	27.729	104.8	16.736	124.9	22.446	103.2	21.329	123.1	1:28.240	99.27	0.328	18:20:34.713
14 -	27.827	104.8	16.681	125.6	23.194	97.5	21.574	124.0	1:29.276	98.12	1.364	18:22:03.989

P5 10 Colton HERTA		Carlin										
IDEAL LAP TIME : 1:27.781		BEST LAP TIME : 1:27.862		DIFFERENCE : 0.081								
LAP	SECTOR 1	SECTOR 2	SECTOR 3	SECTOR 4	LAP TIME	MPH	DIFF	TIME OF DAY				
1 -	100.3	17.567	120.0	23.048	98.8	21.715	121.3	1:38.643	88.80	10.781	18:02:52.359	
2 -	29.276	98.2	17.391	123.1	22.709	102.4	21.475	122.6	1:30.851	96.41	2.989	18:04:23.210
3 -	28.589	102.7	17.007	122.9	22.357	102.6	21.350	121.7	1:29.303	98.09	1.441	18:05:52.513
4 -	28.066	103.0	17.013	122.6	22.083	105.8	21.250	122.2	1:28.412	99.07	0.550	18:07:20.925
5 -	27.937	104.0	16.807	123.1	21.987	102.6	21.131	123.1	1:27.862 (1)	99.70		18:08:48.787
6 -	28.065	103.5	16.909	123.1	22.100	104.0	21.171	122.4	1:28.245	99.26	0.383	18:10:17.032
7 -	28.089	103.2	17.018	121.5	22.763	102.4	21.641	121.3	1:29.511	97.86	1.649	18:11:46.543
8 -	28.077	102.6	17.086	121.7	22.150	104.3	21.196	121.3	1:28.509	98.97	0.647	18:13:15.052
9 -	27.867	103.5	16.796	123.1	22.199	104.2	21.188	121.5	1:28.050 (2)	99.48	0.188	18:14:43.102
10 -	27.892	104.0	16.808	122.9	22.253	102.7	21.228	120.9	1:28.181 (3)	99.33	0.319	18:16:11.283
11 -	27.971	102.6	16.868	122.6	22.403	104.5	21.327	121.1	1:28.569	98.90	0.707	18:17:39.852
12 -	28.117	103.5	16.812	122.4	22.292	105.0	21.389	121.1	1:28.610	98.85	0.748	18:19:08.462
13 -	28.116	103.8	16.919	122.2	22.469	104.2	21.333	120.9	1:28.837	98.60	0.975	18:20:37.299
14 -	28.150	103.4	16.861	122.6	22.441	103.8	21.524	120.9	1:28.976	98.45	1.114	18:22:06.275

P6 11 Ricky COLLARD		Arden										
IDEAL LAP TIME : 1:27.504		BEST LAP TIME : 1:27.612		DIFFERENCE : 0.108								
LAP	SECTOR 1	SECTOR 2	SECTOR 3	SECTOR 4	LAP TIME	MPH	DIFF	TIME OF DAY				
1 -	97.9	17.896	123.5	24.143	98.6	22.019	122.0	1:40.130	87.48	12.518	18:02:53.846	
2 -	28.729	101.3	17.030	124.2	23.393	100.4	21.778	121.1	1:30.930	96.33	3.318	18:04:24.776
3 -	28.286	103.0	17.003	124.0	23.395	91.6	21.884	122.6	1:30.568	96.72	2.956	18:05:55.344
4 -	28.478	101.3	17.085	122.4	22.287	103.7	21.269	121.3	1:29.119	98.29	1.507	18:07:24.463
5 -	27.853	103.2	16.942	122.6	22.182	105.3	21.292	121.1	1:28.269	99.24	0.657	18:08:52.732
6 -	27.716	103.5	16.782	122.9	21.910	106.0	21.204	121.1	1:27.612 (1)	99.98		18:10:20.344
7 -	27.742	103.0	16.753	123.1	21.997	106.3	21.251	121.5	1:27.743 (2)	99.83	0.131	18:11:48.087
8 -	27.803	103.2	16.812	123.1	22.058	104.2	21.160	122.0	1:27.833 (3)	99.73	0.221	18:13:15.920
9 -	27.809	103.2	16.718	124.2	22.243	105.3	21.310	121.5	1:28.080	99.45	0.468	18:14:44.000
10 -	27.870	103.2	16.740	123.8	22.080	104.2	21.257	122.2	1:27.947	99.60	0.335	18:16:11.947
11 -	27.835	103.7	16.815	123.5	22.277	104.0	21.312	122.0	1:28.239	99.27	0.627	18:17:40.186
12 -	28.068	103.2	16.907	123.1	22.292	105.6	21.334	122.6	1:28.601	98.86	0.989	18:19:08.787
13 -	28.094	103.7	16.753	124.2	22.614	104.6	21.278	123.1	1:28.739	98.71	1.127	18:20:37.526
14 -	28.179	103.5	16.823	123.8	22.431	106.0	21.528	123.3	1:28.961	98.46	1.349	18:22:06.487

P7 31 Lando NORRIS		Carlin										
IDEAL LAP TIME : 1:26.966		BEST LAP TIME : 1:27.165		DIFFERENCE : 0.199								
LAP	SECTOR 1	SECTOR 2	SECTOR 3	SECTOR 4	LAP TIME	MPH	DIFF	TIME OF DAY				
1 -	99.8	17.576	123.5	24.332	96.2	21.899	122.2	1:40.507	87.15	13.342	18:02:54.223	
2 -	28.658	102.7	17.030	123.5	23.366	97.5	21.863	122.4	1:30.917	96.34	3.752	18:04:25.140
3 -	28.365	102.9	16.825	124.5	23.314	89.1	21.916	123.3	1:30.420	96.87	3.255	18:05:55.560
4 -	28.933	96.8	17.326	121.1	23.115	103.0	21.574	122.0	1:30.948	96.31	3.783	18:07:26.508
5 -	28.042	103.7	17.154	122.6	22.091	105.8	21.414	121.7	1:28.701	98.75	1.536	18:08:55.209
6 -	27.641	103.2	16.813	122.6	21.868	104.0	21.083	121.5	1:27.405 (3)	00.22	0.240	18:10:22.614
7 -	27.642	103.5	16.712	122.9	21.672	103.2	21.139	122.2	1:27.165 (1)	100.49		18:11:49.779
8 -	27.723	103.7	16.680	122.9	21.834	103.4	21.034	122.4	1:27.271 (2)	00.37	0.106	18:13:17.050
9 -	27.584	103.5	16.726	123.5	21.967	103.5	21.153	122.6	1:27.430	00.19	0.265	18:14:44.480
10 -	27.813	103.5	16.779	124.2	22.010	100.7	21.323	122.2	1:27.925	99.62	0.760	18:16:12.405
11 -	27.849	103.8	16.680	124.0	22.385	101.0	21.233	122.9	1:28.147	99.37	0.982	18:17:40.552

Brands Hatch GP

Circuit Length = 2.4332 miles

Start: 18:01 Flag 18:22 End: 18:23

Weather / Track : Cloudy / Dry

2015 MSA Formula Championship

ROUND 29 - SECTOR ANALYSIS

SECTOR 1 = FL to I1, SECTOR 2 = I1 to I2 SECTOR 3 = I2 to I3, SECTOR 4 = I3 to FL, DIFF = Difference To Personal Best Lap

12 -	28.085	104.0	16.676	124.5	22.480	102.2	21.327	122.6	1:28.568	98.90	1.403	18:19:09.120
13 -	28.151	104.2	16.774	124.2	22.638	99.5	21.253	122.9	1:28.816	98.62	1.651	18:20:37.936
14 -	28.182	103.8	16.756	123.8	22.504	101.6	21.547	113.3	1:28.989	98.43	1.824	18:22:06.925

P8		3		Sennan FIELDING				JHR Developments				
IDEAL LAP TIME : 1:27.596		BEST LAP TIME : 1:27.635				DIFFERENCE : 0.039						
LAP	SECTOR 1	SECTOR 2		SECTOR 3		SECTOR 4		LAP TIME	MPH	DIFF	TIME OF DAY	
1 -		100.1	17.705	123.8	24.194	91.6	22.879	122.2	1:43.279	84.81	15.644	18:02:56.995
2 -	29.207	99.4	17.025	122.2	22.418	100.9	21.374	122.6	1:30.024	97.30	2.389	18:04:27.019
3 -	28.135	103.0	16.909	124.0	22.539	101.6	21.660	124.2	1:29.243	98.15	1.608	18:05:56.262
4 -	28.337	100.7	17.307	123.8	23.179	100.3	21.633	122.4	1:30.456	96.84	2.821	18:07:26.718
5 -	28.286	101.6	16.787	123.8	23.270	100.7	21.731	119.8	1:30.074	97.25	2.439	18:08:56.792
6 -	27.786	102.6	16.867	122.0	21.983	104.2	21.274	120.9	1:27.910	(3) 99.64	0.275	18:10:24.702
7 -	27.669	103.2	16.733	122.4	21.957	103.8	21.276	121.1	1:27.635	(1) 99.95		18:11:52.337
8 -	27.644	103.2	16.821	122.0	21.998	103.2	21.317	120.9	1:27.780	(2) 99.79	0.145	18:13:20.117
9 -	27.791	103.2	16.807	122.2	21.961	103.8	21.355	120.9	1:27.914	99.64	0.279	18:14:48.031
10 -	27.759	103.2	16.721	122.0	22.039	103.7	21.395	120.4	1:27.914	99.64	0.279	18:16:15.945
11 -	27.718	103.0	16.855	121.7	22.221	102.2	21.419	121.3	1:28.213	99.30	0.578	18:17:44.158
12 -	27.708	103.4	16.818	122.0	22.116	103.0	21.418	120.9	1:28.060	99.47	0.425	18:19:12.218
13 -	27.777	103.2	16.761	122.6	22.324	103.4	21.425	120.4	1:28.287	99.22	0.652	18:20:40.505
14 -	27.818	103.2	16.843	122.2	22.452	101.8	21.607	111.4	1:28.720	98.73	1.085	18:22:09.225

P9		15		James PULL				Fortec				
IDEAL LAP TIME : 1:27.860		BEST LAP TIME : 1:28.054				DIFFERENCE : 0.194						
LAP	SECTOR 1	SECTOR 2		SECTOR 3		SECTOR 4		LAP TIME	MPH	DIFF	TIME OF DAY	
1 -		101.3	17.667	125.6	24.422	98.1	23.162	121.1	1:41.971	85.90	13.917	18:02:55.687
2 -	28.409	103.5	16.807	125.2	22.760	96.2	21.884	122.9	1:29.860	97.48	1.806	18:04:25.547
3 -	28.437	105.0	16.961	121.5	23.285	98.5	21.832	124.0	1:30.515	96.77	2.461	18:05:56.062
4 -	28.816	103.7	17.584	123.5	23.054	100.1	21.521	123.8	1:30.975	96.28	2.921	18:07:27.037
5 -	29.104	103.7	16.698	124.5	23.086	102.6	21.416	122.0	1:30.304	97.00	2.250	18:08:57.341
6 -	27.863	103.0	16.782	124.9	22.331	104.0	21.999	121.5	1:28.975	98.45	0.921	18:10:26.316
7 -	27.769	104.5	16.691	124.5	22.374	103.8	21.220	122.6	1:28.054	(1) 99.48		18:11:54.370
8 -	27.714	104.3	16.769	124.2	22.392	104.0	21.216	122.9	1:28.091	(2) 99.44	0.037	18:13:22.461
9 -	27.960	104.2	16.730	124.5	22.488	102.6	21.335	122.4	1:28.513	98.96	0.459	18:14:50.974
10 -	27.675	104.2	16.816	124.0	22.503	102.2	21.336	122.6	1:28.330	99.17	0.276	18:16:19.304
11 -	27.697	104.5	16.755	124.0	22.582	103.2	21.257	122.9	1:28.291	99.21	0.237	18:17:47.595
12 -	28.031	100.7	16.700	124.0	22.429	103.8	21.163	122.9	1:28.323	99.17	0.269	18:19:15.918
13 -	27.680	104.5	16.698	124.7	22.560	103.0	21.308	122.6	1:28.246	(3) 99.26	0.192	18:20:44.164
14 -	28.013	104.6	16.871	124.2	22.594	103.2	21.381	122.6	1:28.859	98.58	0.805	18:22:13.023

P10		14 R		Daniel BAYBUTT				JTR				
IDEAL LAP TIME : 1:28.008		BEST LAP TIME : 1:28.250				DIFFERENCE : 0.242						
LAP	SECTOR 1	SECTOR 2		SECTOR 3		SECTOR 4		LAP TIME	MPH	DIFF	TIME OF DAY	
1 -		99.2	17.913	121.1	23.604	97.3	21.929	120.4	1:39.427	88.10	11.177	18:02:53.143
2 -	28.818	102.2	17.555	119.4	23.235	98.8	21.611	122.2	1:31.219	96.03	2.969	18:04:24.362
3 -	28.523	102.6	17.007	122.6	23.450	95.7	21.806	121.1	1:30.786	96.48	2.536	18:05:55.148
4 -	29.248	98.9	17.325	121.3	22.963	98.5	21.475	121.1	1:31.011	96.25	2.761	18:07:26.159
5 -	28.272	102.1	17.216	121.1	23.260	100.4	22.593	117.1	1:31.341	95.90	3.091	18:08:57.500
6 -	28.241	103.5	16.908	123.5	22.276	102.9	21.647	121.7	1:29.072	98.34	0.822	18:10:26.572
7 -	28.352	102.9	16.800	123.1	22.398	99.4	21.368	121.7	1:28.918	98.51	0.668	18:11:55.490
8 -	28.056	103.2	16.887	122.2	22.547	101.6	21.410	121.7	1:28.900	98.53	0.650	18:13:24.390
9 -	28.098	103.4	16.831	122.2	22.108	102.4	21.271	122.2	1:28.308	(2) 99.19	0.058	18:14:52.698
10 -	27.981	102.9	17.011	121.7	22.173	100.9	21.221	121.7	1:28.386	99.10	0.136	18:16:21.084
11 -	27.983	102.7	16.837	122.4	22.237	101.9	21.271	122.2	1:28.328	(3) 99.17	0.078	18:17:49.412
12 -	28.013	102.9	16.794	122.4	22.154	101.9	21.289	121.5	1:28.250	(1) 99.26		18:19:17.662
13 -	28.043	103.2	17.007	122.2	22.183	99.8	21.268	122.2	1:28.501	98.98	0.251	18:20:46.163
14 -	27.885	103.5	17.017	122.2	22.111	103.5	21.332	122.2	1:28.345	99.15	0.095	18:22:14.508

Weather / Track : Cloudy / Dry

Brands Hatch GP
Circuit Length = 2.4332 miles
Start: 18:01 Flag 18:22 End: 18:23

2015 MSA Formula Championship

ROUND 29 - SECTOR ANALYSIS

SECTOR 1 = FL to I1, SECTOR 2 = I1 to I2 SECTOR 3 = I2 to I3, SECTOR 4 = I3 to FL, DIFF = Difference To Personal Best Lap

P11 21 R		Petru FLORESCU				Carlin						
IDEAL LAP TIME : 1:27.490		BEST LAP TIME : 1:27.782				DIFFERENCE : 0.292						
LAP	SECTOR 1	SECTOR 2		SECTOR 3		SECTOR 4		LAP TIME	MPH	DIFF	TIME OF DAY	
1 -		101.3	18.082	120.9	23.792	97.9	22.472	120.9	1:41.432	86.36	13.650	18:02:55.148
2 -	28.431	102.4	17.157	123.1	22.782	92.6	22.009	122.9	1:30.379	96.92	2.597	18:04:25.527
3 -	28.296	102.6	17.068	123.3	22.933	94.6	21.952	123.8	1:30.249	97.06	2.467	18:05:55.776
4 -	28.733	99.7	18.168	122.4	23.136	93.9	21.483	124.0	1:31.520	95.71	3.738	18:07:27.296
5 -	29.496	102.6	17.490	123.3	23.144	94.2	21.737	122.6	1:31.867	95.35	4.085	18:08:59.163
6 -	28.890	101.8	16.825	124.0	23.148	101.2	21.555	121.1	1:30.418	96.88	2.636	18:10:29.581
7 -	28.145	103.7	17.006	123.1	22.352	104.0	21.320	121.7	1:28.823	98.62	1.041	18:11:58.404
8 -	28.036	101.8	16.877	122.2	22.057	101.6	21.354	121.5	1:28.324	99.17	0.542	18:13:26.728
9 -	27.818	102.6	16.759	122.6	21.945	102.2	21.260	122.0	1:27.782 (1)	99.79		18:14:54.510
10 -	27.676	103.7	16.811	122.6	22.068	102.4	21.291	122.2	1:27.846 (2)	99.71	0.064	18:16:22.356
11 -	27.733	103.8	16.970	122.4	21.962	103.5	21.251	122.6	1:27.916	99.63	0.134	18:17:50.272
12 -	28.035	103.4	16.769	123.1	22.151	102.6	21.246	122.0	1:28.201	99.31	0.419	18:19:18.473
13 -	27.884	104.0	16.831	123.5	22.447	99.8	21.229	122.4	1:28.391	99.10	0.609	18:20:46.864
14 -	27.812	103.7	16.774	124.0	22.209	103.7	21.110	123.8	1:27.905 (3)	99.65	0.123	18:22:14.769

P12 59 R		Josh SMITH				Fortec						
IDEAL LAP TIME : 1:28.525		BEST LAP TIME : 1:28.829				DIFFERENCE : 0.304						
LAP	SECTOR 1	SECTOR 2		SECTOR 3		SECTOR 4		LAP TIME	MPH	DIFF	TIME OF DAY	
1 -		100.4	17.626	123.5	24.286	92.4	22.830	120.6	1:43.052	85.00	14.223	18:02:56.768
2 -	29.696	100.1	17.517	120.9	23.403	98.1	21.709	122.0	1:32.325	94.88	3.496	18:04:29.093
3 -	28.150	102.1	16.893	122.2	23.347	101.5	21.488	123.5	1:28.878	98.56	0.049	18:05:57.971
4 -	28.275	102.9	16.873	124.7	23.175	95.5	21.886	123.1	1:30.209	97.10	1.380	18:07:28.180
5 -	28.764	102.1	17.425	124.2	23.179	96.6	21.974	121.5	1:31.342	95.90	2.513	18:08:59.522
6 -	29.010	101.6	17.291	122.9	22.613	101.2	21.640	121.7	1:30.554	96.73	1.725	18:10:30.076
7 -	28.127	102.9	16.818	123.8	22.635	101.8	21.471	122.2	1:29.051	98.36	0.222	18:11:59.127
8 -	27.925	103.5	16.805	123.3	22.517	101.5	21.588	121.7	1:28.835 (3)	98.60	0.006	18:13:27.962
9 -	27.986	102.9	16.820	122.6	22.408	102.2	21.615	121.3	1:28.829 (1)	98.61		18:14:56.791
10 -	28.160	102.6	18.071	120.6	22.505	102.4	21.578	121.5	1:30.314	96.99	1.485	18:16:27.105
11 -	27.912	103.2	16.973	122.0	22.455	101.9	21.494	121.5	1:28.834 (2)	98.60	0.005	18:17:55.939
12 -	27.902	102.7	16.910	122.0	22.521	100.1	21.624	121.3	1:28.957	98.47	0.128	18:19:24.896
13 -	27.995	103.4	16.818	122.4	22.633	99.8	21.686	121.3	1:29.132	98.27	0.303	18:20:54.028
14 -	28.120	102.9	16.987	121.7	22.950	95.8	22.173	120.4	1:30.230	97.08	1.401	18:22:24.258

P13 25		Louise RICHARDSON				Richardson Racing						
IDEAL LAP TIME : 1:29.181		BEST LAP TIME : 1:29.436				DIFFERENCE : 0.255						
LAP	SECTOR 1	SECTOR 2		SECTOR 3		SECTOR 4		LAP TIME	MPH	DIFF	TIME OF DAY	
1 -		101.3	17.652	122.6	23.898	90.5	22.991	121.7	1:42.171	85.73	12.735	18:02:55.887
2 -	28.842	102.6	17.124	123.1	22.913	96.9	21.719	121.7	1:30.598	96.68	1.162	18:04:26.485
3 -	28.434	102.6	16.914	123.5	23.479	98.2	21.884	122.0	1:30.711	96.56	1.275	18:05:57.196
4 -	28.589	102.7	17.064	124.0	23.343	96.0	21.767	122.2	1:30.763	96.51	1.327	18:07:27.959
5 -	28.663	101.8	17.436	122.4	23.134	99.1	21.767	121.1	1:31.000	96.26	1.564	18:08:58.959
6 -	28.550	102.4	17.019	122.2	23.028	101.0	21.591	120.2	1:30.188	97.12	0.752	18:10:29.147
7 -	28.328	102.1	17.535	117.7	23.275	99.8	21.738	120.9	1:30.876	96.39	1.440	18:12:00.023
8 -	28.467	102.7	17.024	122.0	22.752	99.7	21.703	120.4	1:29.946	97.39	0.510	18:13:29.969
9 -	28.178	103.2	17.050	122.0	22.778	100.1	21.679	121.3	1:29.685 (3)	97.67	0.249	18:14:59.654
10 -	28.260	101.9	17.009	122.4	22.618	100.6	21.660	120.6	1:29.547 (2)	97.82	0.111	18:16:29.201
11 -	28.243	102.6	17.014	122.2	22.663	100.7	21.790	120.4	1:29.710	97.64	0.274	18:17:58.911
12 -	28.390	101.9	17.195	122.0	22.593	100.7	21.707	121.1	1:29.885	97.45	0.449	18:19:28.796
13 -	28.171	103.2	17.076	121.7	22.505	101.0	21.684	121.1	1:29.436 (1)	97.94		18:20:58.232
14 -	28.592	103.0	17.059	122.2	22.815	99.5	22.218	118.7	1:30.684	96.59	1.248	18:22:28.916

P14 18		Matheus LEIST				Double R						
IDEAL LAP TIME : 1:27.399		BEST LAP TIME : 1:27.629				DIFFERENCE : 0.230						
LAP	SECTOR 1	SECTOR 2		SECTOR 3		SECTOR 4		LAP TIME	MPH	DIFF	TIME OF DAY	
1 -		100.3	17.752	124.5	24.193	89.3	22.738	122.4	1:43.321	84.78	15.692	18:02:57.037
2 -	29.532	100.3	17.617	122.0	22.568	103.0	21.335	123.3	1:31.052	96.20	3.423	18:04:28.089
3 -	27.735	103.7	16.667	124.5	22.405	100.7	21.408	124.9	1:28.215	99.30	0.586	18:05:56.304

Weather / Track : Cloudy / Dry

Brands Hatch GP
Circuit Length = 2.4332 miles
Start: 18:01 Flag 18:22 End: 18:23

2015 MSA Formula Championship

ROUND 29 - SECTOR ANALYSIS

SECTOR 1 = FL to I1, SECTOR 2 = I1 to I2 SECTOR 3 = I2 to I3, SECTOR 4 = I3 to FL, DIFF = Difference To Personal Best Lap

4 -	28.474	92.5	17.283	124.9	23.241	98.2	21.521	122.9	1:30.519	96.77	2.890	18:07:26.823
5 -	28.243	103.2	16.954	124.2	37.928	93.9	21.987	120.6	1:45.112	83.33	17.483	18:09:11.935
6 -	28.023	102.4	17.257	120.4	22.478	104.0	21.426	121.3	1:29.184	98.22	1.555	18:10:41.119
7 -	27.679	103.4	17.020	121.7	22.195	104.0	21.263	121.5	1:28.157	99.36	0.528	18:12:09.276
8 -	27.660	103.4	16.772	122.0	22.169	105.0	21.255	121.7	1:27.856	(3) 99.70	0.227	18:13:37.132
9 -	27.873	102.7	16.735	122.0	22.032	107.3	21.040	122.0	1:27.680	(2) 99.90	0.051	18:15:04.812
10 -	27.712	103.2	16.708	121.7	22.098	106.0	21.111	122.4	1:27.629	(1) 99.96		18:16:32.441
11 -	27.767	103.7	16.704	124.0	22.505	91.9	22.433	120.0	1:29.409	97.97	1.780	18:18:01.850
12 -	27.961	103.0	16.709	122.9	22.522	103.5	21.317	122.2	1:28.509	98.97	0.880	18:19:30.359
13 -	27.786	103.5	16.720	123.8	22.588	103.7	21.289	122.4	1:28.383	99.11	0.754	18:20:58.742
14 -	28.590	103.2	17.137	121.3	22.435	102.6	22.212	120.2	1:30.374	96.92	2.745	18:22:29.116

P15		8 R		Darius KARBALEY				Falcon Motorsport				
IDEAL LAP TIME : 1:29.075				BEST LAP TIME : 1:29.277				DIFFERENCE : 0.202				
LAP	SECTOR 1	SECTOR 2	SECTOR 3	SECTOR 4	LAP TIME	MPH	DIFF	TIME OF DAY				
1 -		101.0	17.696	123.5	24.331	91.3	22.604	122.0	1:42.589	85.38	13.312	18:02:56.305
2 -	30.102	100.7	18.669	120.2	23.048	99.1	21.922	121.5	1:33.741	93.44	4.464	18:04:30.046
3 -	28.543	102.7	17.223	122.6	22.778	100.4	21.747	121.5	1:30.291	97.01	1.014	18:06:00.337
4 -	28.273	103.0	17.174	123.1	22.803	102.2	21.894	121.5	1:30.144	97.17	0.867	18:07:30.481
5 -	28.292	102.6	17.125	122.9	22.905	100.3	21.565	122.4	1:29.887	97.45	0.610	18:09:00.368
6 -	28.402	102.7	17.192	120.0	23.187	97.8	21.594	122.2	1:30.375	96.92	1.098	18:10:30.743
7 -	28.477	102.6	17.061	124.5	22.872	100.3	21.627	123.1	1:30.037	97.29	0.760	18:12:00.780
8 -	28.542	103.7	17.073	123.1	23.158	102.9	21.618	122.2	1:30.391	96.91	1.114	18:13:31.171
9 -	28.216	103.5	17.043	124.0	22.591	101.8	21.470	122.2	1:29.320	(2) 98.07	0.043	18:15:00.491
10 -	28.259	102.7	17.033	124.0	22.780	102.1	21.516	122.6	1:29.588	97.77	0.311	18:16:30.079
11 -	28.589	103.0	17.021	124.0	22.542	102.7	21.549	121.3	1:29.701	97.65	0.424	18:17:59.780
12 -	28.251	102.9	16.963	123.5	22.465	103.8	21.598	122.4	1:29.277	(1) 98.11		18:19:29.057
13 -	28.386	103.4	16.924	124.0	22.562	103.0	21.529	123.1	1:29.401	(3) 97.98	0.124	18:20:58.458
14 -	28.795	103.2	17.286	123.3	22.882	102.9	21.760	122.4	1:30.723	96.55	1.446	18:22:29.181

P16		51 R		Ameya VAIDYANATHAN				JTR				
IDEAL LAP TIME : 1:28.375				BEST LAP TIME : 1:28.746				DIFFERENCE : 0.371				
LAP	SECTOR 1	SECTOR 2	SECTOR 3	SECTOR 4	LAP TIME	MPH	DIFF	TIME OF DAY				
1 -		98.6	18.225	120.4	23.964	93.0	28.191	99.8	1:49.308	80.13	20.562	18:03:03.024
2 -	29.940	100.7	17.336	120.6	23.275	100.0	22.208	120.0	1:32.759	94.43	4.013	18:04:35.783
3 -	28.482	101.5	17.150	121.1	23.016	100.3	21.718	121.5	1:30.366	96.93	1.620	18:06:06.149
4 -	28.803	102.1	16.970	121.3	22.639	102.9	21.627	120.4	1:30.039	97.28	1.293	18:07:36.188
5 -	28.074	102.1	16.851	121.7	22.997	104.3	21.540	120.6	1:29.462	97.91	0.716	18:09:05.650
6 -	28.187	101.6	16.962	121.5	22.423	102.6	21.569	120.4	1:29.141	98.26	0.395	18:10:34.791
7 -	28.112	101.8	16.916	121.7	22.351	101.8	21.495	120.4	1:28.874	(2) 98.56	0.128	18:12:03.665
8 -	28.014	102.2	16.878	121.7	22.402	103.7	21.663	120.9	1:28.957	(3) 98.47	0.211	18:13:32.622
9 -	28.072	102.7	16.995	122.2	22.645	100.7	21.642	121.5	1:29.354	98.03	0.608	18:15:01.976
10 -	28.155	102.1	16.883	123.1	22.528	104.0	21.549	121.7	1:29.115	98.29	0.369	18:16:31.091
11 -	28.514	103.2	17.007	122.4	22.495	95.5	22.872	118.7	1:30.888	96.38	2.142	18:18:01.979
12 -	28.569	102.7	16.861	122.4	22.276	104.8	21.372	121.3	1:29.078	98.33	0.332	18:19:31.057
13 -	27.876	102.9	16.871	122.4	22.317	104.2	21.682	120.9	1:28.746	(1) 98.70		18:20:59.803
14 -	28.128	102.9	17.191	122.2	22.651	102.2	21.621	121.3	1:29.591	97.77	0.845	18:22:29.394

P17		96		Jack BUTEL				JHR Developments				
IDEAL LAP TIME : 1:29.118				BEST LAP TIME : 1:29.240				DIFFERENCE : 0.122				
LAP	SECTOR 1	SECTOR 2	SECTOR 3	SECTOR 4	LAP TIME	MPH	DIFF	TIME OF DAY				
1 -		101.2	17.957	117.1	24.459	93.3	22.716	121.7	1:42.398	85.54	13.158	18:02:56.114
2 -	31.621	100.7	17.538	124.2	23.502	97.8	22.041	122.2	1:34.702	92.49	5.462	18:04:30.816
3 -	28.477	102.4	16.991	124.2	23.046	98.2	21.936	122.2	1:30.450	96.84	1.210	18:06:01.266
4 -	28.114	102.7	16.924	124.5	22.891	96.6	21.864	122.4	1:29.793	97.55	0.553	18:07:31.059
5 -	28.222	103.2	16.922	124.7	23.358	98.6	21.966	122.0	1:30.468	96.82	1.228	18:09:01.527
6 -	28.263	102.2	17.330	122.6	23.085	98.6	22.005	121.1	1:30.683	96.59	1.443	18:10:32.210
7 -	28.606	100.6	16.837	124.0	22.832	99.5	21.811	121.7	1:30.086	97.23	0.846	18:12:02.296
8 -	28.143	102.9	17.036	123.3	22.869	99.5	21.737	122.2	1:29.785	97.56	0.545	18:13:32.081
9 -	28.042	103.2	16.974	124.0	22.811	100.9	21.690	122.4	1:29.517	(3) 97.85	0.277	18:15:01.598
10 -	27.966	103.2	16.821	124.2	22.671	100.9	21.782	122.0	1:29.240	(1) 98.16		18:16:30.838
11 -	28.385	103.4	16.808	124.9	22.907	87.6	23.636	120.6	1:31.736	95.48	2.496	18:18:02.574

Weather / Track : Cloudy / Dry

Brands Hatch GP

Circuit Length = 2.4332 miles

Start: 18:01 Flag 18:22 End: 18:23

2015 MSA Formula Championship

ROUND 29 - SECTOR ANALYSIS

SECTOR 1 = FL to I1, SECTOR 2 = I1 to I2 SECTOR 3 = I2 to I3, SECTOR 4 = I3 to FL, DIFF = Difference To Personal Best Lap

12 -	28.387	102.2	16.960	124.2	22.952	98.1	22.007	121.1	1:30.306	97.00	1.066	18:19:32.880
13 -	27.949	103.0	16.866	123.5	22.942	100.6	21.746	121.5	1:29.503 (2)	97.87	0.263	18:21:02.383
14 -	28.283	102.1	17.032	123.1	22.848	97.9	22.054	120.9	1:30.217	97.09	0.977	18:22:32.600

P18 88		Greg HOLLOWAY				Richardson Racing						
IDEAL LAP TIME : 1:31.913		BEST LAP TIME : 1:32.257				DIFFERENCE : 0.344						
LAP	SECTOR 1	SECTOR 2		SECTOR 3		SECTOR 4		LAP TIME	MPH	DIFF	TIME OF DAY	
1 -		99.8	17.817	121.1	24.735	94.1	23.155	116.9	1:45.713	82.86	13.456	18:02:59.429
2 -	29.820	101.0	17.389	122.4	24.030	95.0	22.383	119.6	1:33.622	93.56	1.365	18:04:33.051
3 -	29.475	101.5	17.221	121.3	23.721	96.2	22.313	119.6	1:32.730	94.46	0.473	18:06:05.781
4 -	29.659	102.2	17.276	122.2	23.687	96.9	22.295	120.0	1:32.917	94.27	0.660	18:07:38.698
5 -	29.345	101.3	17.177	121.3	25.259	93.2	22.706	119.8	1:34.487	92.70	2.230	18:09:13.185
6 -	29.065	101.9	17.343	121.3	23.633	98.2	22.216	119.1	1:32.257 (1)	94.95		18:10:45.442
7 -	29.040	102.6	17.350	121.7	23.794	96.2	22.357	119.1	1:32.541	94.65	0.284	18:12:17.983
8 -	29.103	101.6	17.193	121.1	23.831	96.8	22.250	119.4	1:32.377 (3)	94.82	0.120	18:13:50.360
9 -	29.051	101.9	17.375	120.4	23.696	97.8	22.256	119.4	1:32.378	94.82	0.121	18:15:22.738
10 -	29.073	101.6	17.150	121.3	23.840	96.8	22.303	119.4	1:32.366 (2)	94.83	0.109	18:16:55.104
11 -	28.914	102.1	17.451	120.0	24.170	92.3	22.658	117.5	1:33.193	93.99	0.936	18:18:28.297
12 -	29.086	101.9	17.354	120.2	24.110	95.5	22.393	118.9	1:32.943	94.24	0.686	18:20:01.240
13 -	29.260	101.5	17.210	121.1	23.909	95.5	22.346	118.7	1:32.725	94.47	0.468	18:21:33.965
14 -	29.158	101.8	17.364	120.6	24.044	96.2	22.942	115.9	1:33.508	93.68	1.251	18:23:07.473

P19 22		Tarun REDDY				Double R						
IDEAL LAP TIME : 1:28.818		BEST LAP TIME : 1:29.265				DIFFERENCE : 0.447						
LAP	SECTOR 1	SECTOR 2		SECTOR 3		SECTOR 4		LAP TIME	MPH	DIFF	TIME OF DAY	
1 -		101.5	18.101	121.1	24.028	92.4	23.231	119.8	1:44.490	83.83	15.225	18:02:58.206
2 -	28.705	102.6	17.355	119.4	23.341	96.8	21.756	123.3	1:31.157	96.09	1.892	18:04:29.363
3 -	28.438	102.6	16.894	123.5	22.394	103.5	21.539	122.9	1:29.265 (1)	98.13		18:05:58.628
4 -	28.076	103.2	16.809	124.9	23.093	99.7	21.887	123.5	1:29.865	97.47	0.600	18:07:28.493
5 -	28.637	102.9	17.374	124.2	23.414	101.5	21.784	123.1	1:31.209	96.04	1.944	18:08:59.702
6 -	28.696	100.4	16.919	123.8	23.451	100.3	21.718	119.8	1:30.784	96.49	1.519	18:10:30.486
7 -	28.346	100.9	17.206	120.0	22.706	100.9	21.868	119.4	1:30.126	97.19	0.861	18:12:00.612
8 -	28.470	100.6	17.180	119.4	22.738	104.6	21.709	120.0	1:30.097	97.22	0.832	18:13:30.709
9 -	28.239	100.7	17.095	119.6	22.437	103.0	21.772	119.8	1:29.543 (2)	97.82	0.278	18:15:00.252
10 -	28.159	101.2	17.123	120.0	22.698	102.6	21.718	119.8	1:29.698 (3)	97.65	0.433	18:16:29.950

Weather / Track : Cloudy / Dry

2015 MSA Formula Championship

ROUND 29 - BEST SPEEDS

POS	INTERMEDIATE 1			INTERMEDIATE 2			INTERMEDIATE 3			FINISH LINE		
	NO	NAME	MPH	NO	NAME	MPH	NO	NAME	MPH	NO	NAME	MPH
1	15	PULL	105.0	15	PULL	125.6	18	LEIST	107.3	18	LEIST	124.9
2	26	SOWERY	104.8	26	SOWERY	125.6	11	COLLARD	106.3	3	FIELDING	124.2
3	65	AHMED	104.5	18	LEIST	124.9	10	HERTA	105.8	15	PULL	124.0
4	31	NORRIS	104.2	96	BUTEL	124.9	31	NORRIS	105.8	21	FLORESCU	124.0
5	10	HERTA	104.0	22	REDDY	124.9	65	AHMED	105.6	26	SOWERY	124.0
6	21	FLORESCU	104.0	59	SMITH	124.7	46	MARTINS	105.5	59	SMITH	123.5
7	46	MARTINS	103.8	65	AHMED	124.7	51	VAIDYANATHAN	104.8	22	REDDY	123.5
8	8	KARBALEY	103.7	8	KARBALEY	124.5	22	REDDY	104.6	11	COLLARD	123.3
9	11	COLLARD	103.7	31	NORRIS	124.5	3	FIELDING	104.2	31	NORRIS	123.3
10	18	LEIST	103.7	11	COLLARD	124.2	15	PULL	104.0	65	AHMED	123.3
11	14	BAYBUTT	103.5	21	FLORESCU	124.0	21	FLORESCU	104.0	8	KARBALEY	123.1
12	19	MITCHELL	103.5	3	FIELDING	124.0	8	KARBALEY	103.8	10	HERTA	123.1
13	59	SMITH	103.5	25	RICHARDSON	124.0	19	MITCHELL	103.7	46	MARTINS	122.6
14	3	FIELDING	103.4	14	BAYBUTT	123.5	14	BAYBUTT	103.5	96	BUTEL	122.4
15	96	BUTEL	103.4	46	MARTINS	123.3	26	SOWERY	103.5	14	BAYBUTT	122.2
16	22	REDDY	103.2	10	HERTA	123.1	59	SMITH	102.4	25	RICHARDSON	122.2
17	25	RICHARDSON	103.2	51	VAIDYANATHAN	123.1	25	RICHARDSON	101.0	51	VAIDYANATHAN	121.7
18	51	VAIDYANATHAN	103.2	88	HOLLOWAY	122.4	96	BUTEL	100.9	19	MITCHELL	121.1
19	88	HOLLOWAY	102.6	19	MITCHELL	121.7	88	HOLLOWAY	98.2	88	HOLLOWAY	120.0

Weather / Track : Cloudy / Dry

Results can be found at www.tsl-timing.com

Brands Hatch GP
Circuit Length = 2.4332 miles
Start: 18:01 Flag 18:22 End: 18:23

Printed - 18:24 Saturday, 10 October 2015

2015 MSA Formula Championship

ROUND 29 - BEST SECTORS

SECTOR 1				SECTOR 2				SECTOR 3				SECTOR 4				IDEAL / BEST COMPARISON		
POS	NO	NAME	TIME	NO	NAME	TIME	NO	NAME	TIME	NO	NAME	TIME	NO	NAME	IDEAL	BEST	DIFF	
															PERFECT LAP	1:26.916		
1	31	NORRIS	27.584	65	AHMED	16.626	31	NORRIS	21.672	31	NORRIS	21.034	1	31	NORRIS	1:26.966	1:27.165	0.199
2	26	SOWERY	27.618	26	SOWERY	16.653	11	COLLARD	21.910	18	LEIST	21.040	2	18	LEIST	1:27.399	1:27.629	0.230
3	3	FIELDIN	27.644	18	LEIST	16.667	21	FLORESC	21.945	21	FLORESC	21.110	3	21	FLORESCU	1:27.490	1:27.782	0.292
4	18	LEIST	27.660	31	NORRIS	16.676	3	FIELDIN	21.957	10	HERTA	21.131	4	11	COLLARD	1:27.504	1:27.612	0.108
5	15	PULL	27.675	15	PULL	16.691	10	HERTA	21.987	11	COLLARD	21.160	5	3	FIELDING	1:27.596	1:27.635	0.039
6	21	FLORESC	27.676	11	COLLARD	16.718	19	MITCHEL	22.024	15	PULL	21.163	6	26	SOWERY	1:27.754	1:27.912	0.158
7	11	COLLARD	27.716	3	FIELDIN	16.721	18	LEIST	22.032	65	AHMED	21.193	7	65	AHMED	1:27.780	1:28.029	0.249
8	46	MARTINS	27.726	46	MARTINS	16.741	46	MARTINS	22.085	14	BAYBUTT	21.221	8	46	MARTINS	1:27.780	1:27.857	0.077
9	19	MITCHEL	27.740	19	MITCHEL	16.759	14	BAYBUTT	22.108	46	MARTINS	21.228	9	10	HERTA	1:27.781	1:27.862	0.081
10	65	AHMED	27.839	21	FLORESC	16.759	65	AHMED	22.122	26	SOWERY	21.229	10	19	MITCHELL	1:27.810	1:28.066	0.256
11	10	HERTA	27.867	14	BAYBUTT	16.794	26	SOWERY	22.254	3	FIELDIN	21.274	11	15	PULL	1:27.860	1:28.054	0.194
12	51	VAIDYAN	27.876	10	HERTA	16.796	51	VAIDYAN	22.276	19	MITCHEL	21.287	12	14	BAYBUTT	1:28.008	1:28.250	0.242
13	14	BAYBUTT	27.885	59	SMITH	16.805	15	PULL	22.331	51	VAIDYAN	21.372	13	51	VAIDYANATHAN	1:28.375	1:28.746	0.371
14	59	SMITH	27.902	96	BUTEL	16.808	59	SMITH	22.347	8	KARBALE	21.470	14	59	SMITH	1:28.525	1:28.829	0.304
15	96	BUTEL	27.949	22	REDDY	16.809	22	REDDY	22.394	59	SMITH	21.471	15	22	REDDY	1:28.818	1:29.265	0.447
16	22	REDDY	28.076	51	VAIDYAN	16.851	8	KARBALE	22.465	22	REDDY	21.539	16	8	KARBALEY	1:29.075	1:29.277	0.202
17	25	RICHARD	28.171	25	RICHARD	16.914	25	RICHARD	22.505	25	RICHARD	21.591	17	96	BUTEL	1:29.118	1:29.240	0.122
18	8	KARBALE	28.216	8	KARBALE	16.924	96	BUTEL	22.671	96	BUTEL	21.690	18	25	RICHARDSON	1:29.181	1:29.436	0.255
19	88	HOLLOWA	28.914	88	HOLLOWA	17.150	88	HOLLOWA	23.633	88	HOLLOWA	22.216	19	88	HOLLOWAY	1:31.913	1:32.257	0.344

Weather / Track : Cloudy / Dry

Results can be found at www.tsl-timing.com

Brands Hatch GP
 Circuit Length = 2.4332 miles
 Start: 18:01 Flag 18:22 End: 18:23

Printed - 18:24 Saturday, 10 October 2015

2015 MSA Formula Championship

ROUND 29 - LAP CHART

LAP 1 @ 18:02:51.631			LAP 2 @ 18:04:22.063			LAP 3 @ 18:05:51.093			LAP 4 @ 18:07:19.455			LAP 5 @ 18:08:47.709		
NO	BEHIND	LAP TIME	NO	BEHIND	LAP TIME	NO	BEHIND	LAP TIME	NO	BEHIND	LAP TIME	NO	BEHIND	LAP TIME
19		1:37.915	19		1:30.432	19		1:29.030	19		1:28.362	19		1:28.254
46	0.239	1:38.154	65	0.339	1:30.487	65	0.352	1:29.043	65	0.250	1:28.260	65	0.203	1:28.207
65	0.284	1:38.199	46	0.922	1:31.115	46	0.796	1:28.904	46	0.857	1:28.423	46	0.755	1:28.152
10	0.728	1:38.643	10	1.147	1:30.851	10	1.420	1:29.303	10	1.470	1:28.412	10	1.078	1:27.862
14	1.512	1:39.427	26	1.822	1:30.534	26	2.081	1:29.289	26	2.158	1:28.439	26	2.001	1:28.097
26	1.720	1:39.635	14	2.299	1:31.219	14	4.055	1:30.786	11	5.008	1:29.119	11	5.023	1:28.269
11	2.215	1:40.130	11	2.713	1:30.930	11	4.251	1:30.568	14	6.704	1:31.011	31	7.500	1:28.701
31	2.592	1:40.507	31	3.077	1:30.917	31	4.467	1:30.420	31	7.053	1:30.948	3	9.083	1:30.074
21	3.517	1:41.432	21	3.464	1:30.379	21	4.683	1:30.249	3	7.263	1:30.456	15	9.632	1:30.304
15	4.056	1:41.971	15	3.484	1:29.860	15	4.969	1:30.515	18	7.368	1:30.519	14	9.791	1:31.341
25	4.256	1:42.171	25	4.422	1:30.598	3	5.169	1:29.243	15	7.582	1:30.975	25	11.250	1:31.000
96	4.483	1:42.398	3	4.956	1:30.024	18	5.211	1:28.215	21	7.841	1:31.520	21	11.454	1:31.867
8	4.674	1:42.589	18	6.026	1:31.052	25	6.103	1:30.711	25	8.504	1:30.763	59	11.813	1:31.342
59	5.137	1:43.052	59	7.030	1:32.325	59	6.878	1:28.878	59	8.725	1:30.209	22	11.993	1:31.209
3	5.364	1:43.279	22	7.300	1:31.157	22	7.535	1:29.265	22	9.038	1:29.865	8	12.659	1:29.887
18	5.406	1:43.321	8	7.983	1:33.741	8	9.244	1:30.291	8	11.026	1:30.144	96	13.818	1:30.468
22	6.575	1:44.490	96	8.753	1:34.702	96	10.173	1:30.450	96	11.604	1:29.793	51	17.941	1:29.462
88	7.798	1:45.713	88	10.988	1:33.622	88	14.688	1:32.730	51	16.733	1:30.039	18	24.226	1:45.112
51	11.393	1:49.308	51	13.720	1:32.759	51	15.056	1:30.366	88	19.243	1:32.917	88	25.476	1:34.487

Weather / Track : Cloudy / Dry

2015 MSA Formula Championship

ROUND 29 - LAP CHART

LAP 6 @ 18:10:15.796			LAP 7 @ 18:11:44.158			LAP 8 @ 18:13:12.361			LAP 9 @ 18:14:40.427			LAP 10 @ 18:16:08.563		
NO	BEHIND	LAP TIME	NO	BEHIND	LAP TIME	NO	BEHIND	LAP TIME	NO	BEHIND	LAP TIME	NO	BEHIND	LAP TIME
19		1:28.087	19		1:28.362	19		1:28.203	19		1:28.066	19		1:28.136
65	0.429	1:28.313	65	0.312	1:28.245	65	0.261	1:28.152	65	0.224	1:28.029	65	0.218	1:28.130
46	0.864	1:28.196	46	0.849	1:28.347	46	1.087	1:28.441	46	0.878	1:27.857	46	0.762	1:28.020
10	1.236	1:28.245	26	1.732	1:28.256	26	1.598	1:28.069	26	1.444	1:27.912	26	1.283	1:27.975
26	1.838	1:27.924	10	2.385	1:29.511	10	2.691	1:28.509	10	2.675	1:28.050	10	2.720	1:28.181
11	4.548	1:27.612	11	3.929	1:27.743	11	3.559	1:27.833	11	3.573	1:28.080	11	3.384	1:27.947
31	6.818	1:27.405	31	5.621	1:27.165	31	4.689	1:27.271	31	4.053	1:27.430	31	3.842	1:27.925
3	8.906	1:27.910	3	8.179	1:27.635	3	7.756	1:27.780	3	7.604	1:27.914	3	7.382	1:27.914
15	10.520	1:28.975	15	10.212	1:28.054	15	10.100	1:28.091	15	10.547	1:28.513	15	10.741	1:28.330
14	10.776	1:29.072	14	11.332	1:28.918	14	12.029	1:28.900	14	12.271	1:28.308	14	12.521	1:28.386
25	13.351	1:30.188	21	14.246	1:28.823	21	14.367	1:28.324	21	14.083	1:27.782	21	13.793	1:27.846
21	13.785	1:30.418	59	14.969	1:29.051	59	15.601	1:28.835	59	16.364	1:28.829	59	18.542	1:30.314
59	14.280	1:30.554	25	15.865	1:30.876	25	17.608	1:29.946	25	19.227	1:29.685	25	20.638	1:29.547
22	14.690	1:30.784	22	16.454	1:30.126	22	18.348	1:30.097	22	19.825	1:29.543	22	21.387	1:29.698
8	14.947	1:30.375	8	16.622	1:30.037	8	18.810	1:30.391	8	20.064	1:29.320	8	21.516	1:29.588
96	16.414	1:30.683	96	18.138	1:30.086	96	19.720	1:29.785	96	21.171	1:29.517	96	22.275	1:29.240
51	18.995	1:29.141	51	19.507	1:28.874	51	20.261	1:28.957	51	21.549	1:29.354	51	22.528	1:29.115
18	25.323	1:29.184	18	25.118	1:28.157	18	24.771	1:27.856	18	24.385	1:27.680	18	23.878	1:27.629
88	29.646	1:32.257	88	33.825	1:32.541	88	37.999	1:32.377	88	42.311	1:32.378	88	46.541	1:32.366

Weather / Track : Cloudy / Dry

Results can be found at www.tsl-timing.com

Page 2 of 3

Brands Hatch GP
 Circuit Length = 2.4332 miles
 Start: 18:01 Flag 18:22 End: 18:23

Printed - 18:24 Saturday, 10 October 2015

2015 MSA Formula Championship

ROUND 29 - LAP CHART

LAP 11 @ 18:17:36.812			LAP 12 @ 18:19:05.068			LAP 13 @ 18:20:33.529			LAP 14 @ 18:22:02.482		
NO	BEHIND	LAP TIME	NO	BEHIND	LAP TIME	NO	BEHIND	LAP TIME	NO	BEHIND	LAP TIME
19		1:28.249	19		1:28.256	19		1:28.461	65		1:28.727
65	0.295	1:28.326	65	0.211	1:28.172	65	0.226	1:28.476	19	1.177	1:30.130
46	0.646	1:28.133	46	0.765	1:28.375	46	0.803	1:28.499	46	1.470	1:29.620
26	1.119	1:28.085	26	1.405	1:28.542	26	1.184	1:28.240	26	1.507	1:29.276
10	3.040	1:28.569	10	3.394	1:28.610	10	3.770	1:28.837	10	3.793	1:28.976
11	3.374	1:28.239	11	3.719	1:28.601	11	3.997	1:28.739	11	4.005	1:28.961
31	3.740	1:28.147	31	4.052	1:28.568	31	4.407	1:28.816	31	4.443	1:28.989
3	7.346	1:28.213	3	7.150	1:28.060	3	6.976	1:28.287	3	6.743	1:28.720
15	10.783	1:28.291	15	10.850	1:28.323	15	10.635	1:28.246	15	10.541	1:28.859
14	12.600	1:28.328	14	12.594	1:28.250	14	12.634	1:28.501	14	12.026	1:28.345
21	13.460	1:27.916	21	13.405	1:28.201	21	13.335	1:28.391	21	12.287	1:27.905
59	19.127	1:28.834	59	19.828	1:28.957	59	20.499	1:29.132	59	21.776	1:30.230
25	22.099	1:29.710	25	23.728	1:29.885	25	24.703	1:29.436	25	26.434	1:30.684
8	22.968	1:29.701	8	23.989	1:29.277	8	24.929	1:29.401	18	26.634	1:30.374
18	25.038	1:29.409	18	25.291	1:28.509	18	25.213	1:28.383	8	26.699	1:30.723
51	25.167	1:30.888	51	25.989	1:29.078	51	26.274	1:28.746	51	26.912	1:29.591
96	25.762	1:31.736	96	27.812	1:30.306	96	28.854	1:29.503	96	30.118	1:30.217
88	51.485	1:33.193	88	56.172	1:32.943	88	1:00.436	1:32.725	88	1:04.991	1:33.508

Weather / Track : Cloudy / Dry

Results can be found at www.tsl-timing.com

Page 3 of 3

Brands Hatch GP
Circuit Length = 2.4332 miles
Start: 18:01 Flag 18:22 End: 18:23

Printed - 18:24 Saturday, 10 October 2015

2015 MSA Formula Championship

ROUND 29 - POSITION CHART

No	Name	Lap															
		Pos	1	2	3	4	5	6	7	8	9	10	11	12	13	14	
14	BAYBUTT	1	19	19	19	19	19	19	19	19	19	19	19	19	19	19	65
19	MITCHELL	2	46	65	65	65	65	65	65	65	65	65	65	65	65	65	19
46	MARTINS	3	65	46	46	46	46	46	46	46	46	46	46	46	46	46	46
65	AHMED	4	10	10	10	10	10	10	26	26	26	26	26	26	26	26	26
11	COLLARD	5	14	26	26	26	26	26	10	10	10	10	10	10	10	10	10
10	HERTA	6	26	14	14	11	11	11	11	11	11	11	11	11	11	11	11
31	NORRIS	7	11	11	11	14	31	31	31	31	31	31	31	31	31	31	31
26	SOWERY	8	31	31	31	31	3	3	3	3	3	3	3	3	3	3	3
21	FLORESCU	9	21	21	21	3	15	15	15	15	15	15	15	15	15	15	15
15	PULL	10	15	15	15	18	14	14	14	14	14	14	14	14	14	14	14
25	RICHARDSON	11	25	25	3	15	25	25	21	21	21	21	21	21	21	21	21
96	BUTEL	12	96	3	18	21	21	21	59	59	59	59	59	59	59	59	59
88	HOLLOWAY	13	8	18	25	25	59	59	25	25	25	25	25	25	25	25	25
59	SMITH	14	59	59	59	59	22	22	22	22	22	22	8	8	8	8	18
8	KARBALEY	15	3	22	22	22	8	8	8	8	8	8	18	18	18	18	8
51	VAIDYANATHAN	16	18	8	8	8	96	96	96	96	96	96	51	51	51	51	51
3	FIELDING	17	22	96	96	96	51	51	51	51	51	51	96	96	96	96	96
22	REDDY	18	88	88	88	51	18	18	18	18	18	18	88	88	88	88	88
18	LEIST	19	51	51	51	88	88	88	88	88	88	88					

Weather / Track : Cloudy / Dry

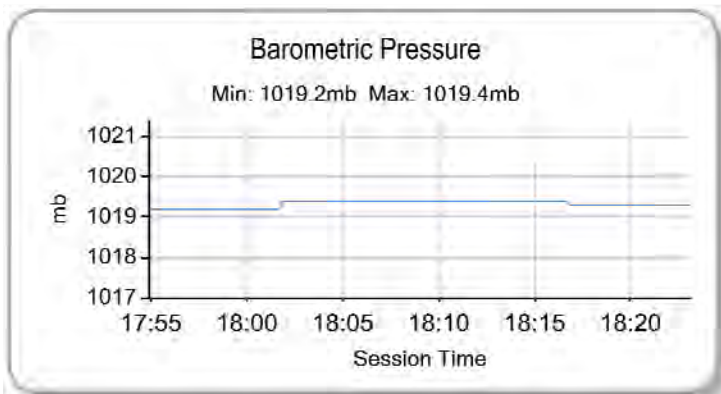
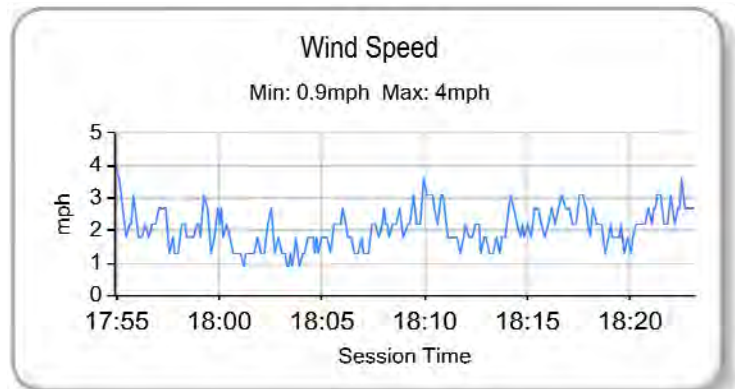
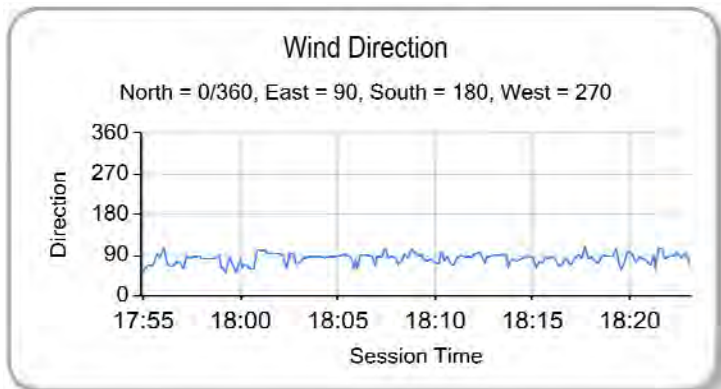
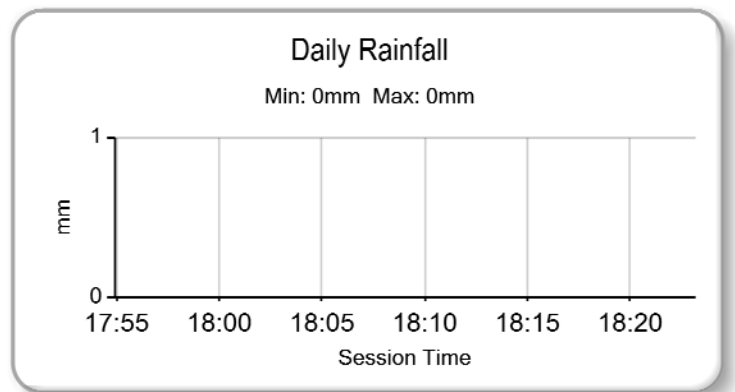
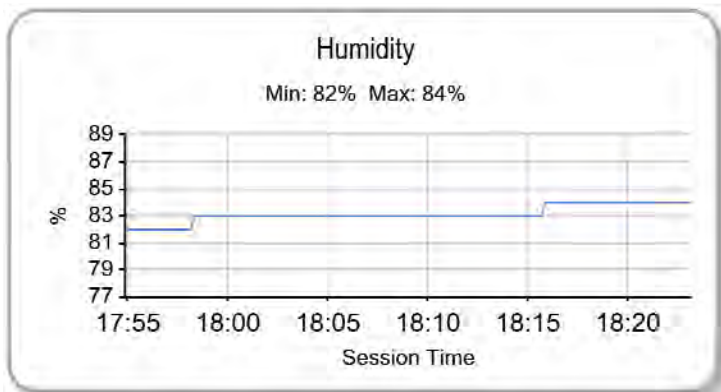
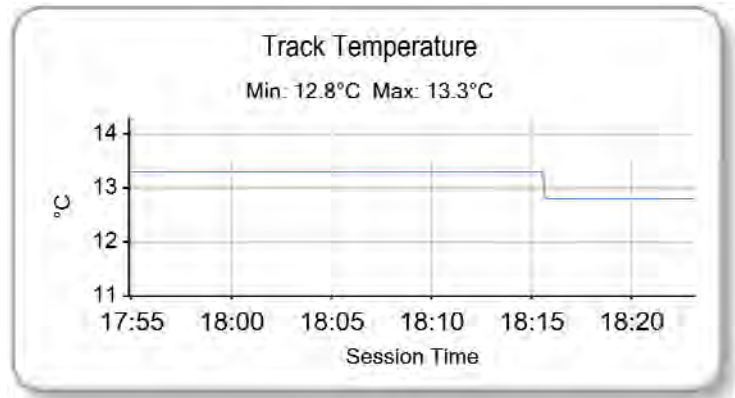
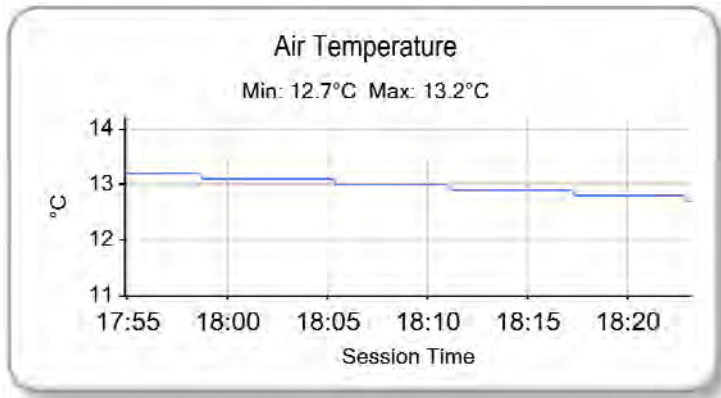
Results can be found at www.tsl-timing.com

Brands Hatch GP
 Circuit Length = 2.4332 miles
 Start: 18:01 Flag 18:22 End: 18:23

Printed - 18:24 Saturday, 10 October 2015

2015 MSA Formula Championship

ROUND 29 - WEATHER CONDITIONS



Weather / Track : Cloudy / Dry

Results can be found at www.tsl-timing.com

Brands Hatch GP
 Circuit Length = 2.4332 miles
 Start: 18:01 Flag 18:22 End: 18:23

Printed - 18:26 Saturday, 10 October 2015

2015 MSA Formula Championship

ROUND 30 - CLASSIFICATION

POS	NO	CL	PIC NAME	ENTRY	LAPS	TIME	GAP	DIFF	MPH	BEST	ON
1	10		1 Colton HERTA	Carlin	14	20:30.188			99.69	1:26.778	7
2	31		2 Lando NORRIS	Carlin	14	20:37.748	7.560	7.560	99.08	1:27.130	4
3	65	R	1 Enaam AHMED	Arden	14	20:41.592	11.404	3.844	98.77	1:27.509	5
4	26		3 Toby SOWERY	MBM Motorsport	14	20:42.089	11.901	0.497	98.73	1:27.231	8
5	3		4 Sennan FIELDING	JHR Developments	14	20:42.321	12.133	0.232	98.71	1:27.638	5
6	15		5 James PULL	Fortec	14	20:42.341	12.153	0.020	98.71	1:27.239	11
7	18		6 Matheus LEIST	Double R	14	20:42.724	12.536	0.383	98.68	1:27.328	5
8	11		7 Ricky COLLARD	Arden	14	20:54.851	24.663	12.127	97.73	1:28.408	10
9	19	R	2 Sandy MITCHELL	Arden	14	20:55.399	25.211	0.548	97.68	1:28.359	12
10	46	R	3 Rafael MARTINS	SWB Motorsport	14	20:56.116	25.928	0.717	97.63	1:28.181	7
11	14	R	4 Daniel BAYBUTT	JTR	14	20:56.289	26.101	0.173	97.61	1:28.094	7
12	21	R	5 Petru FLORESCU	Carlin	14	20:56.874	26.686	0.585	97.57	1:28.162	10
13	22		8 Tarun REDDY	Double R	14	21:03.925	33.737	7.051	97.02	1:28.210	14
14	96		9 Jack BUTEL	JHR Developments	14	21:06.190	36.002	2.265	96.85	1:28.420	9
15	51	R	6 Ameya VAIDYANATHAN	JTR	14	21:09.662	39.474	3.472	96.59	1:28.462	11
16	8	R	7 Darius KARBALEY	Falcon Motorsport	14	21:10.669	40.481	1.007	96.51	1:28.851	11
17	25		10 Louise RICHARDSON	Richardson Racing	14	21:25.504	55.316	14.835	95.40	1:29.423	8
18	88		11 Greg HOLLOWAY	Richardson Racing	14	22:01.328	1:31.140	35.824	92.81	1:32.752	9
19	59	R	8 Josh SMITH	Fortec	13	21:53.451	1 Lap	1 Lap	86.70	1:29.319	10

FASTEST LAP

10		Colton HERTA	Carlin	7	1:26.778	100.94 mph	162.45 kph
65	R	Enaam AHMED	Arden	5	1:27.509	100.10 mph	161.09 kph

Weather / Track : Bright / Dry

These results are provisional until the conclusion of any judicial and technical matters.

Brands Hatch GP

Circuit Length = 2.4332 miles

Start: 15:24 Flag 15:44 End: 15:46

Clerk Of Course :

Timekeeper :

2015 MSA Formula Championship

ROUND 30 - SECTOR ANALYSIS

SECTOR 1 = FL to I1, SECTOR 2 = I1 to I2 SECTOR 3 = I2 to I3, SECTOR 4 = I3 to FL, DIFF = Difference To Personal Best Lap

P1 10 Colton HERTA		Carlin										
IDEAL LAP TIME : 1:26.727		BEST LAP TIME : 1:26.778					DIFFERENCE : 0.051					
LAP	SECTOR 1	SECTOR 2	SECTOR 3	SECTOR 4	LAP TIME	MPH	DIFF	TIME OF DAY				
1 -		102.9	17.283	122.9	23.199	100.7	21.587	119.4	1:36.059	91.19	9.281	15:25:50.615
2 -	28.084	102.6	16.850	121.5	22.142	104.8	21.271	120.6	1:28.347	99.15	1.569	15:27:18.962
3 -	27.782	103.7	16.880	121.7	21.863	106.1	21.193	121.3	1:27.718	99.86	0.940	15:28:46.680
4 -	27.508	103.8	16.731	122.2	21.739	105.8	21.055	121.3	1:27.033	00.64	0.255	15:30:13.713
5 -	27.620	104.0	16.705	122.0	21.729	107.5	21.010	121.1	1:27.064	00.61	0.286	15:31:40.777
6 -	27.613	103.5	16.749	122.2	21.549	108.5	21.089	120.9	1:27.000	(3) 00.68	0.222	15:33:07.777
7 -	27.481	103.8	16.690	122.0	21.546	108.0	21.061	120.4	1:26.778	(1) 00.94		15:34:34.555
8 -	27.680	104.2	16.718	122.6	21.573	107.5	21.212	121.1	1:27.183	00.47	0.405	15:36:01.738
9 -	27.598	104.2	16.724	122.6	21.736	107.3	21.037	120.6	1:27.095	00.57	0.317	15:37:28.833
10 -	27.632	103.5	16.690	122.9	21.592	107.8	21.029	120.6	1:26.943	(2) 00.75	0.165	15:38:55.776
11 -	27.648	104.0	16.807	122.9	21.706	108.2	21.035	121.1	1:27.196	00.46	0.418	15:40:22.972
12 -	27.647	103.8	16.821	122.4	21.641	107.7	21.123	120.4	1:27.232	00.42	0.454	15:41:50.204
13 -	27.679	103.8	16.745	123.1	21.705	106.6	21.061	120.4	1:27.190	00.46	0.412	15:43:17.394
14 -	27.549	103.7	16.693	122.9	21.989	106.1	21.119	120.6	1:27.350	00.28	0.572	15:44:44.744

P2 31 Lando NORRIS		Carlin										
IDEAL LAP TIME : 1:27.086		BEST LAP TIME : 1:27.130					DIFFERENCE : 0.044					
LAP	SECTOR 1	SECTOR 2	SECTOR 3	SECTOR 4	LAP TIME	MPH	DIFF	TIME OF DAY				
1 -		101.8	17.388	120.6	23.076	102.4	22.162	118.7	1:36.412	90.85	9.282	15:25:50.968
2 -	28.621	103.0	16.847	122.6	22.247	102.1	21.390	121.1	1:29.105	98.30	1.975	15:27:20.073
3 -	27.917	103.4	16.756	122.6	21.864	104.2	21.169	121.7	1:27.706	99.87	0.576	15:28:47.779
4 -	27.662	104.0	16.705	123.1	21.697	106.3	21.066	121.5	1:27.130	(1) 00.53		15:30:14.909
5 -	27.637	104.0	16.850	122.0	21.857	105.8	21.149	121.3	1:27.493	00.12	0.363	15:31:42.402
6 -	27.721	103.7	16.710	122.9	21.824	105.1	21.047	121.3	1:27.302	00.33	0.172	15:33:09.704
7 -	27.679	104.0	16.716	122.6	21.804	104.8	21.088	121.3	1:27.287	00.35	0.157	15:34:36.991
8 -	27.694	104.5	16.711	123.1	21.708	106.0	21.145	121.5	1:27.258	(3) 00.39	0.128	15:36:04.249
9 -	27.642	104.5	16.762	122.9	21.731	106.3	21.121	120.6	1:27.256	(2) 00.39	0.126	15:37:31.505
10 -	27.794	104.0	16.891	122.4	22.067	104.0	21.174	120.9	1:27.926	99.62	0.796	15:38:59.431
11 -	27.983	103.7	16.711	123.3	21.922	104.8	21.179	121.3	1:27.795	99.77	0.665	15:40:27.226
12 -	27.849	103.4	16.899	123.1	22.126	102.6	21.349	120.0	1:28.223	99.29	1.093	15:41:55.449
13 -	28.079	103.2	16.759	123.1	21.988	103.8	21.400	120.4	1:28.226	99.28	1.096	15:43:23.675
14 -	28.164	102.9	16.823	123.1	22.245	101.6	21.397	120.4	1:28.629	98.83	1.499	15:44:52.304

P3 65 R Enaam AHMED		Arden										
IDEAL LAP TIME : 1:27.366		BEST LAP TIME : 1:27.509					DIFFERENCE : 0.143					
LAP	SECTOR 1	SECTOR 2	SECTOR 3	SECTOR 4	LAP TIME	MPH	DIFF	TIME OF DAY				
1 -		102.1	17.150	123.5	23.202	98.2	21.794	122.4	1:36.537	90.73	9.028	15:25:51.093
2 -	28.710	103.8	17.008	123.8	22.501	104.6	21.340	122.6	1:29.559	97.81	2.050	15:27:20.652
3 -	28.014	103.5	16.857	123.5	22.235	105.0	21.216	122.4	1:28.322	99.18	0.813	15:28:48.974
4 -	27.838	103.8	16.722	123.3	22.287	105.3	21.125	122.2	1:27.972	99.57	0.463	15:30:16.946
5 -	27.731	104.5	16.624	123.3	22.064	106.5	21.090	122.0	1:27.509	(1) 00.10		15:31:44.455
6 -	27.909	104.0	16.826	123.1	22.029	107.2	21.181	122.0	1:27.945	99.60	0.436	15:33:12.400
7 -	27.732	104.0	16.727	123.1	21.973	106.5	21.128	121.3	1:27.560	(2) 00.04	0.051	15:34:39.960
8 -	27.774	104.8	16.666	123.5	22.098	106.8	21.124	121.7	1:27.662	99.92	0.153	15:36:07.622
9 -	27.681	104.8	16.687	123.3	22.144	106.0	21.088	120.9	1:27.600	(3) 99.99	0.091	15:37:35.222
10 -	27.876	103.8	16.803	123.3	22.125	106.8	21.182	120.9	1:27.986	99.55	0.477	15:39:03.208
11 -	27.718	104.5	16.695	123.3	22.235	107.0	21.173	121.5	1:27.821	99.74	0.312	15:40:31.029
12 -	27.756	104.3	16.719	123.1	22.235	105.6	21.232	120.4	1:27.942	99.60	0.433	15:41:58.971
13 -	28.067	104.0	16.859	123.1	22.244	106.3	21.240	121.1	1:28.410	99.08	0.901	15:43:27.381
14 -	27.784	104.3	16.718	123.5	22.881	106.1	21.384	119.4	1:28.767	98.68	1.258	15:44:56.148

P4 26 Toby SOWERY		MBM Motorsport										
IDEAL LAP TIME : 1:27.038		BEST LAP TIME : 1:27.231					DIFFERENCE : 0.193					
LAP	SECTOR 1	SECTOR 2	SECTOR 3	SECTOR 4	LAP TIME	MPH	DIFF	TIME OF DAY				
1 -		98.9	17.249	124.5	22.817	98.6	21.759	123.8	1:37.908	89.46	10.677	15:25:52.464
2 -	28.569	103.4	16.935	125.2	22.971	102.9	21.473	123.5	1:29.948	97.38	2.717	15:27:22.412
3 -	28.522	103.4	17.163	125.6	22.825	104.2	21.462	122.4	1:29.972	97.36	2.741	15:28:52.384

Weather / Track : Bright / Dry

Brands Hatch GP
Circuit Length = 2.4332 miles
Start: 15:24 Flag 15:44 End: 15:46

2015 MSA Formula Championship

ROUND 30 - SECTOR ANALYSIS

SECTOR 1 = FL to I1, SECTOR 2 = I1 to I2 SECTOR 3 = I2 to I3, SECTOR 4 = I3 to FL, DIFF = Difference To Personal Best Lap

4 -	27.743	104.6	16.766	124.0	22.278	102.4	21.329	122.6	1:28.116	99.41	0.885	15:30:20.500	
5 -	27.641	104.3	16.692	123.5	22.111	104.8	21.215	122.4	1:27.659	99.93	0.428	15:31:48.159	
6 -	27.523	104.6	16.655	124.0	22.210	102.7	21.147	122.6	1:27.535	00.07	0.304	15:33:15.694	
7 -	27.598	104.3	16.701	124.0	22.065	104.2	21.050	122.4	1:27.414	00.21	0.183	15:34:43.108	
8 -	27.446	105.3	16.665	124.2	21.977	105.3	21.143	122.6	1:27.231 (1)	00.42		15:36:10.339	
9 -	27.444	104.3	16.567	124.5	22.063	106.0	21.202	122.2	1:27.276	(3)	00.36	0.045	15:37:37.615
10 -	27.596	104.8	16.647	124.9	22.017	104.5	21.121	122.4	1:27.381	00.24	0.150	15:39:04.996	
11 -	27.541	104.6	16.690	124.7	21.984	105.3	21.052	123.1	1:27.267	(2)	00.37	0.036	15:40:32.263
12 -	27.623	105.1	16.743	125.4	22.034	105.8	21.079	122.9	1:27.479	00.13	0.248	15:41:59.742	
13 -	27.725	105.0	16.766	125.9	22.293	104.0	21.195	123.1	1:27.979	99.56	0.748	15:43:27.721	
14 -	27.786	104.8	16.607	126.1	22.877	105.1	21.654	122.4	1:28.924	98.50	1.693	15:44:56.645	

P5		3		Sennan FIELDING				JHR Developments					
IDEAL LAP TIME : 1:27.355				BEST LAP TIME : 1:27.638				DIFFERENCE : 0.283					
LAP	SECTOR 1	SECTOR 2	SECTOR 3	SECTOR 4	LAP TIME	MPH	DIFF	TIME OF DAY					
1 -	98.8	17.300	122.4	22.700	95.1	22.079	122.4	1:37.869	89.50	10.231	15:25:52.425		
2 -	28.328	101.9	16.989	122.9	22.420	103.4	21.397	121.5	1:29.134	98.27	1.496	15:27:21.559	
3 -	27.934	103.2	16.967	122.4	22.012	104.8	21.291	122.0	1:28.204	99.31	0.566	15:28:49.763	
4 -	27.748	103.7	16.817	122.9	21.923	104.8	21.204	122.4	1:27.692	99.89	0.054	15:30:17.455	
5 -	27.722	103.0	16.869	122.4	21.839	103.8	21.208	121.7	1:27.638 (1)	99.95		15:31:45.093	
6 -	27.739	103.5	16.823	123.1	21.958	105.0	21.199	122.0	1:27.719	99.86	0.081	15:33:12.812	
7 -	27.760	102.9	16.753	123.5	21.954	104.3	21.211	121.5	1:27.678	(3)	99.90	0.040	15:34:40.490
8 -	27.660	103.8	16.852	123.3	22.083	104.8	21.218	121.5	1:27.813	99.75	0.175	15:36:08.303	
9 -	27.686	103.5	16.838	123.1	22.004	103.7	21.169	120.9	1:27.697	99.88	0.059	15:37:36.000	
10 -	27.658	103.5	16.876	123.1	22.064	104.5	21.214	121.1	1:27.812	99.75	0.174	15:39:03.812	
11 -	27.594	103.8	16.845	123.1	22.022	104.8	21.204	121.7	1:27.665	(2)	99.92	0.027	15:40:31.477
12 -	27.745	103.2	16.755	123.8	21.973	104.0	21.260	121.5	1:27.733	99.84	0.095	15:41:59.210	
13 -	28.022	103.7	17.062	122.0	22.578	103.0	21.302	122.2	1:28.964	98.46	1.326	15:43:28.174	
14 -	27.829	103.8	16.856	123.3	22.301	102.9	21.717	123.3	1:28.703	98.75	1.065	15:44:56.877	

P6		15		James PULL				Fortec					
IDEAL LAP TIME : 1:26.937				BEST LAP TIME : 1:27.239				DIFFERENCE : 0.302					
LAP	SECTOR 1	SECTOR 2	SECTOR 3	SECTOR 4	LAP TIME	MPH	DIFF	TIME OF DAY					
1 -	102.7	17.173	124.9	23.485	96.9	21.871	122.4	1:37.529	89.81	10.290	15:25:52.085		
2 -	29.149	103.8	16.984	125.6	22.949	99.2	21.423	124.7	1:30.505	96.78	3.266	15:27:22.590	
3 -	28.429	103.7	17.165	125.2	23.593	100.9	21.371	123.5	1:30.558	96.73	3.319	15:28:53.148	
4 -	27.639	104.0	16.633	124.9	22.523	106.3	21.051	124.0	1:27.846	99.71	0.607	15:30:20.994	
5 -	27.683	104.6	16.650	125.2	22.253	107.2	21.011	123.8	1:27.597	00.00	0.358	15:31:48.591	
6 -	27.650	104.5	16.635	125.6	22.102	107.5	21.079	124.0	1:27.466	00.15	0.227	15:33:16.057	
7 -	27.568	105.3	16.503	126.3	22.318	107.2	21.076	123.1	1:27.465	00.15	0.226	15:34:43.522	
8 -	27.658	105.1	16.594	125.2	22.089	108.0	21.112	123.5	1:27.453	00.16	0.214	15:36:10.975	
9 -	27.427	105.5	16.587	125.4	22.116	106.0	21.125	122.4	1:27.255	(3)	00.39	0.016	15:37:38.230
10 -	27.518	105.5	16.723	125.2	22.089	106.3	20.918	124.0	1:27.248	(2)	00.40	0.009	15:39:05.478
11 -	27.505	105.6	16.537	125.9	22.263	106.6	20.934	124.0	1:27.239 (1)	00.41		15:40:32.717	
12 -	27.531	105.1	16.518	127.0	22.299	107.5	21.023	123.5	1:27.371	00.26	0.132	15:42:00.088	
13 -	27.624	105.5	16.686	125.9	22.654	100.4	21.311	124.2	1:28.275	99.23	1.036	15:43:28.363	
14 -	27.960	104.6	16.682	126.3	22.438	104.2	21.454	122.4	1:28.534	98.94	1.295	15:44:56.897	

P7		18		Matheus LEIST				Double R					
IDEAL LAP TIME : 1:27.087				BEST LAP TIME : 1:27.328				DIFFERENCE : 0.241					
LAP	SECTOR 1	SECTOR 2	SECTOR 3	SECTOR 4	LAP TIME	MPH	DIFF	TIME OF DAY					
1 -	100.3	17.627	120.9	23.539	100.7	21.707	124.0	1:39.688	87.87	12.360	15:25:54.244		
2 -	28.473	103.8	17.157	123.5	22.695	102.1	21.529	123.5	1:29.854	97.48	2.526	15:27:24.098	
3 -	28.165	104.2	17.032	122.2	22.977	96.0	21.950	123.1	1:30.124	97.19	2.796	15:28:54.222	
4 -	27.994	103.0	16.739	123.3	21.957	105.5	21.054	123.1	1:27.744	99.83	0.416	15:30:21.966	
5 -	27.617	104.3	16.682	123.5	22.054	105.6	20.975	123.1	1:27.328 (1)	00.30		15:31:49.294	
6 -	27.715	104.8	16.857	123.1	21.920	106.0	20.991	123.3	1:27.483	00.13	0.155	15:33:16.777	
7 -	27.597	104.5	16.741	123.3	22.080	106.0	21.043	122.9	1:27.461	00.15	0.133	15:34:44.238	
8 -	27.602	104.8	16.696	124.5	22.047	106.5	21.044	123.3	1:27.389	(2)	00.23	0.061	15:36:11.627
9 -	27.560	104.8	16.674	124.2	22.028	106.6	21.179	122.2	1:27.441	(3)	00.18	0.113	15:37:39.068
10 -	27.549	104.6	16.692	124.7	22.260	105.1	21.065	123.1	1:27.566	00.03	0.238	15:39:06.634	
11 -	27.605	104.6	16.706	124.0	22.164	106.5	21.028	123.1	1:27.503	00.10	0.175	15:40:34.137	

Brands Hatch GP

Circuit Length = 2.4332 miles

Start: 15:24 Flag 15:44 End: 15:46

Weather / Track : Bright / Dry

2015 MSA Formula Championship

ROUND 30 - SECTOR ANALYSIS

SECTOR 1 = FL to I1, SECTOR 2 = I1 to I2 SECTOR 3 = I2 to I3, SECTOR 4 = I3 to FL, DIFF = Difference To Personal Best Lap

12 -	27.563	104.6	16.770	123.8	22.054	105.8	21.141	121.7	1:27.528	00.08	0.200	15:42:01.665
13 -	27.573	104.5	16.745	124.5	22.216	104.3	21.138	123.1	1:27.672	99.91	0.344	15:43:29.337
14 -	27.757	103.7	16.643	124.5	22.405	101.6	21.138	123.8	1:27.943	99.60	0.615	15:44:57.280

P8		11		Ricky COLLARD				Arden				
IDEAL LAP TIME : 1:28.211				BEST LAP TIME : 1:28.408				DIFFERENCE : 0.197				
LAP	SECTOR 1	SECTOR 2	SECTOR 3	SECTOR 4	LAP TIME	MPH	DIFF	TIME OF DAY				
1 -		101.9	17.155	123.8	23.377	98.6	21.848	120.4	1:37.124	90.19	8.716	15:25:51.680
2 -	28.931	102.1	17.125	122.0	22.915	104.8	21.528	121.7	1:30.499	96.79	2.091	15:27:22.179
3 -	28.618	102.1	17.223	122.4	24.037	94.5	21.797	121.5	1:31.675	95.55	3.267	15:28:53.854
4 -	28.677	103.0	17.199	123.1	22.402	105.0	21.310	121.5	1:29.588	97.77	1.180	15:30:23.442
5 -	28.167	103.2	16.862	122.9	22.522	104.5	21.401	120.9	1:28.952	98.47	0.544	15:31:52.394
6 -	28.193	103.2	16.939	123.1	22.247	106.0	21.256	121.1	1:28.635	98.83	0.227	15:33:21.029
7 -	28.039	103.4	16.903	122.4	22.224	106.5	21.352	120.6	1:28.518	98.96	0.110	15:34:49.547
8 -	28.033	104.2	16.870	123.1	22.264	106.6	21.353	121.1	1:28.520	98.95	0.112	15:36:18.067
9 -	28.058	103.7	16.840	123.1	22.211	107.5	21.303	120.4	1:28.412	(2) 99.07	0.004	15:37:46.479
10 -	28.044	104.0	16.888	123.1	22.142	105.6	21.334	120.6	1:28.408	(1) 99.08		15:39:14.887
11 -	28.037	104.0	16.792	122.9	22.259	105.8	21.353	121.3	1:28.441	99.04	0.033	15:40:43.328
12 -	28.021	103.7	16.820	122.9	22.239	105.0	21.358	120.2	1:28.438	(3) 99.05	0.030	15:42:11.766
13 -	28.086	103.4	16.878	123.1	22.245	106.8	21.543	120.0	1:28.752	98.70	0.344	15:43:40.518
14 -	28.086	103.4	16.932	122.4	22.285	106.0	21.586	118.1	1:28.889	98.54	0.481	15:45:09.407

P9		19 R		Sandy MITCHELL				Arden				
IDEAL LAP TIME : 1:28.113				BEST LAP TIME : 1:28.359				DIFFERENCE : 0.246				
LAP	SECTOR 1	SECTOR 2	SECTOR 3	SECTOR 4	LAP TIME	MPH	DIFF	TIME OF DAY				
1 -		100.4	17.801	120.6	23.291	100.1	21.790	121.1	1:39.532	88.00	11.173	15:25:54.088
2 -	28.444	103.0	17.064	122.9	22.731	102.4	21.600	121.5	1:29.839	97.50	1.480	15:27:23.927
3 -	28.257	103.0	17.234	120.0	23.348	100.7	22.569	120.9	1:31.408	95.83	3.049	15:28:55.335
4 -	28.414	103.0	16.909	124.0	22.488	102.1	21.579	121.1	1:29.390	97.99	1.031	15:30:24.725
5 -	28.037	103.7	16.832	122.4	22.179	103.4	21.383	121.3	1:28.431	99.05	0.072	15:31:53.156
6 -	27.944	103.8	16.795	123.1	22.355	103.7	21.369	121.7	1:28.463	99.02	0.104	15:33:21.619
7 -	27.940	103.2	16.832	123.1	22.232	103.2	21.492	120.6	1:28.496	98.98	0.137	15:34:50.115
8 -	27.982	103.2	16.832	123.3	22.325	103.2	21.443	121.3	1:28.582	98.88	0.223	15:36:18.697
9 -	27.916	103.7	16.775	123.8	22.332	103.5	21.451	120.6	1:28.474	99.01	0.115	15:37:47.171
10 -	27.897	104.0	16.762	123.5	22.310	101.9	21.414	121.1	1:28.383	(3) 99.11	0.024	15:39:15.554
11 -	27.893	104.2	16.708	123.1	22.545	102.4	21.388	121.7	1:28.534	98.94	0.175	15:40:44.088
12 -	27.918	103.7	16.709	123.5	22.392	103.0	21.340	120.9	1:28.359	(1) 99.13		15:42:12.447
13 -	27.921	104.2	16.785	123.5	22.273	104.3	21.383	122.0	1:28.362	(2) 99.13	0.003	15:43:40.809
14 -	28.187	104.5	16.701	123.3	22.638	106.0	21.620	120.9	1:29.146	98.26	0.787	15:45:09.955

P10		46 R		Rafael MARTINS				SWB Motorsport				
IDEAL LAP TIME : 1:28.047				BEST LAP TIME : 1:28.181				DIFFERENCE : 0.134				
LAP	SECTOR 1	SECTOR 2	SECTOR 3	SECTOR 4	LAP TIME	MPH	DIFF	TIME OF DAY				
1 -		99.8	17.498	120.9	23.654	96.8	21.876	122.0	1:40.039	87.56	11.858	15:25:54.595
2 -	28.514	103.2	17.025	123.8	22.796	102.1	21.609	122.6	1:29.944	97.39	1.763	15:27:24.539
3 -	28.243	102.9	16.923	123.8	23.419	104.3	22.453	121.5	1:31.038	96.22	2.857	15:28:55.577
4 -	28.467	103.0	16.951	123.5	22.432	104.6	21.587	122.4	1:29.437	97.94	1.256	15:30:25.014
5 -	28.168	103.5	16.727	124.0	22.351	105.0	21.287	122.6	1:28.533	98.94	0.352	15:31:53.547
6 -	28.477	102.7	16.744	123.3	22.203	105.6	21.267	122.2	1:28.691	98.76	0.510	15:33:22.238
7 -	28.085	103.4	16.716	123.8	22.169	105.6	21.211	122.6	1:28.181	(1) 99.33		15:34:50.419
8 -	27.997	104.0	16.863	124.5	22.346	104.0	21.327	123.1	1:28.533	98.94	0.352	15:36:18.952
9 -	28.236	103.5	16.725	123.8	22.252	105.0	21.313	121.7	1:28.526	98.95	0.345	15:37:47.478
10 -	27.988	104.2	16.758	123.1	22.314	105.1	21.334	122.2	1:28.394	(2) 99.09	0.213	15:39:15.872
11 -	27.993	103.8	16.734	122.9	22.389	105.0	21.444	122.4	1:28.560	98.91	0.379	15:40:44.432
12 -	28.099	104.2	16.764	123.3	22.443	104.5	21.506	121.3	1:28.812	98.63	0.631	15:42:13.244
13 -	27.951	103.8	16.761	122.9	22.355	104.0	21.415	122.0	1:28.482	(3) 99.00	0.301	15:43:41.726
14 -	28.142	103.8	16.880	122.6	22.446	105.6	21.478	122.0	1:28.946	98.48	0.765	15:45:10.672

2015 MSA Formula Championship

ROUND 30 - SECTOR ANALYSIS

SECTOR 1 = FL to I1, SECTOR 2 = I1 to I2 SECTOR 3 = I2 to I3, SECTOR 4 = I3 to FL, DIFF = Difference To Personal Best Lap

P11		14 R		Daniel BAYBUTT				JTR				
IDEAL LAP TIME : 1:27.899		BEST LAP TIME : 1:28.094				DIFFERENCE : 0.195						
LAP	SECTOR 1	SECTOR 2		SECTOR 3		SECTOR 4		LAP TIME	MPH	DIFF	TIME OF DAY	
1 -		100.7	17.398	123.1	23.064	97.9	21.953	120.6	1:38.655	88.79	10.561	15:25:53.211
2 -	28.710	102.7	17.014	122.9	22.599	98.2	21.551	122.2	1:29.874	97.46	1.780	15:27:23.085
3 -	28.508	103.0	16.939	124.0	23.722	89.7	22.859	120.4	1:32.028	95.18	3.934	15:28:55.113
4 -	28.359	103.2	16.858	123.5	22.154	102.7	23.012	121.7	1:30.383	96.91	2.289	15:30:25.496
5 -	28.198	103.7	16.900	123.3	22.145	101.5	21.287	122.4	1:28.530	98.94	0.436	15:31:54.026
6 -	28.362	103.0	17.021	123.1	22.207	103.8	21.266	122.4	1:28.856	98.58	0.762	15:33:22.882
7 -	28.013	103.8	16.841	123.3	22.073	102.9	21.167	122.2	1:28.094 (1)	99.43		15:34:50.976
8 -	27.994	103.7	16.775	124.0	22.147	102.1	21.301	123.3	1:28.217 (2)	99.29	0.123	15:36:19.193
9 -	28.419	103.0	16.813	124.5	22.212	105.6	21.237	122.0	1:28.681	98.77	0.587	15:37:47.874
10 -	28.112	103.8	16.754	124.0	22.201	102.2	21.325	122.0	1:28.392	99.10	0.298	15:39:16.266
11 -	28.150	103.5	16.807	124.0	22.162	101.0	21.231	123.8	1:28.350 (3)	99.14	0.256	15:40:44.616
12 -	28.407	104.0	16.713	124.2	22.273	99.2	21.460	122.2	1:28.853	98.58	0.759	15:42:13.469
13 -	28.188	104.2	16.787	124.0	22.223	101.9	21.236	124.0	1:28.434	99.05	0.340	15:43:41.903
14 -	28.435	103.8	16.665	124.7	22.493	103.4	21.349	124.0	1:28.942	98.48	0.848	15:45:10.845

P12		21 R		Petru FLORESCU				Carlin				
IDEAL LAP TIME : 1:27.998		BEST LAP TIME : 1:28.162				DIFFERENCE : 0.164						
LAP	SECTOR 1	SECTOR 2		SECTOR 3		SECTOR 4		LAP TIME	MPH	DIFF	TIME OF DAY	
1 -		98.8	18.527	121.7	23.393	96.6	22.231	120.6	1:41.327	86.45	13.165	15:25:55.883
2 -	28.683	102.9	17.033	123.1	22.545	97.1	21.659	122.0	1:29.920	97.41	1.758	15:27:25.803
3 -	28.268	102.9	16.955	123.5	22.639	102.7	22.590	122.0	1:30.452	96.84	2.290	15:28:56.255
4 -	28.388	104.2	17.118	123.8	22.466	99.8	21.722	122.9	1:29.694	97.66	1.532	15:30:25.949
5 -	28.818	101.6	16.952	123.1	22.125	103.8	21.385	121.7	1:29.280	98.11	1.118	15:31:55.229
6 -	27.986	103.8	16.795	124.0	22.227	101.5	21.348	122.4	1:28.356	99.14	0.194	15:33:23.585
7 -	27.995	104.2	16.821	123.8	22.158	104.8	21.222	121.5	1:28.196 (3)	99.32	0.034	15:34:51.781
8 -	27.945	104.5	16.747	124.0	22.245	103.4	21.230	122.4	1:28.167 (2)	99.35	0.005	15:36:19.948
9 -	28.073	104.0	16.937	123.5	22.207	105.0	21.258	121.7	1:28.475	99.00	0.313	15:37:48.423
10 -	28.044	104.6	16.789	124.2	22.084	101.2	21.245	122.6	1:28.162 (1)	99.36		15:39:16.585
11 -	28.250	104.0	17.153	122.4	22.242	105.5	21.254	122.2	1:28.899	98.53	0.737	15:40:45.484
12 -	28.163	104.0	16.782	123.5	22.206	104.3	21.229	122.2	1:28.380	99.11	0.218	15:42:13.864
13 -	28.229	104.3	16.817	124.2	22.432	103.7	21.368	122.0	1:28.846	98.59	0.684	15:43:42.710
14 -	28.135	104.2	16.867	123.5	22.127	102.9	21.591	121.7	1:28.720	98.73	0.558	15:45:11.430

P13		22		Tarun REDDY				Double R				
IDEAL LAP TIME : 1:28.085		BEST LAP TIME : 1:28.210				DIFFERENCE : 0.125						
LAP	SECTOR 1	SECTOR 2		SECTOR 3		SECTOR 4		LAP TIME	MPH	DIFF	TIME OF DAY	
1 -		100.1	17.597	122.2	23.636	97.8	21.835	121.5	1:40.433	87.21	12.223	15:25:54.989
2 -	28.458	101.9	17.054	123.1	22.662	100.3	21.692	122.9	1:29.866	97.47	1.656	15:27:24.855
3 -	28.243	103.0	16.900	124.0	23.556	101.5	23.115	123.1	1:31.814	95.40	3.604	15:28:56.669
4 -	28.197	103.0	17.061	124.5	22.774	103.0	21.640	122.6	1:29.672	97.68	1.462	15:30:26.341
5 -	31.721	88.1	17.239	121.5	22.449	104.5	21.319	122.6	1:32.728	94.46	4.518	15:31:59.069
6 -	28.015	103.8	16.901	124.5	22.667	104.0	21.408	123.1	1:28.991	98.43	0.781	15:33:28.060
7 -	28.177	103.0	17.068	122.4	22.261	104.3	21.966	123.1	1:29.472	97.90	1.262	15:34:57.532
8 -	27.965	104.0	16.838	124.0	22.334	103.2	21.406	122.2	1:28.543 (3)	98.93	0.333	15:36:26.075
9 -	27.875	104.2	16.889	124.0	22.445	104.6	21.454	121.5	1:28.663	98.79	0.453	15:37:54.738
10 -	28.189	103.8	16.844	124.0	22.553	104.0	21.709	121.3	1:29.295	98.10	1.085	15:39:24.033
11 -	27.800	103.7	16.927	123.8	22.434	103.2	21.442	122.4	1:28.603	98.86	0.393	15:40:52.636
12 -	27.995	104.2	17.293	121.5	22.476	104.3	21.437	120.9	1:29.201	98.20	0.991	15:42:21.837
13 -	27.767	104.0	16.854	122.6	22.258	105.0	21.555	120.9	1:28.434 (2)	99.05	0.224	15:43:50.271
14 -	27.787	104.2	16.838	122.9	22.161	104.2	21.424	121.3	1:28.210 (1)	99.30		15:45:18.481

P14		96		Jack BUTEL				JHR Developments				
IDEAL LAP TIME : 1:28.258		BEST LAP TIME : 1:28.420				DIFFERENCE : 0.162						
LAP	SECTOR 1	SECTOR 2		SECTOR 3		SECTOR 4		LAP TIME	MPH	DIFF	TIME OF DAY	
1 -		101.2	17.554	122.0	24.067	100.7	22.081	122.2	1:42.541	85.42	14.121	15:25:57.097
2 -	29.141	103.0	17.266	123.5	22.894	101.2	21.701	122.2	1:31.002	96.25	2.582	15:27:28.099
3 -	28.139	103.7	16.936	124.7	22.619	101.8	21.757	123.3	1:29.451	97.92	1.031	15:28:57.550

Weather / Track : Bright / Dry

Brands Hatch GP
Circuit Length = 2.4332 miles
Start: 15:24 Flag 15:44 End: 15:46

2015 MSA Formula Championship

ROUND 30 - SECTOR ANALYSIS

SECTOR 1 = FL to I1, SECTOR 2 = I1 to I2 SECTOR 3 = I2 to I3, SECTOR 4 = I3 to FL, DIFF = Difference To Personal Best Lap

4 -	28.134	103.7	17.028	124.9	22.654	101.6	21.677	122.9	1:29.493	97.88	1.073	15:30:27.043
5 -	29.567	97.3	17.073	124.2	22.772	104.2	21.648	122.6	1:31.060	96.19	2.640	15:31:58.103
6 -	28.142	103.2	17.086	124.9	22.577	104.6	21.560	122.2	1:29.365	98.02	0.945	15:33:27.468
7 -	28.104	102.7	16.943	124.0	22.365	99.1	22.369	120.9	1:29.781	97.56	1.361	15:34:57.249
8 -	29.175	102.2	17.092	123.5	22.348	102.1	21.523	122.2	1:30.138	97.18	1.718	15:36:27.387
9 -	27.813	103.5	16.763	124.2	22.320	103.0	21.524	121.3	1:28.420 (1)	99.07		15:37:55.807
10 -	28.008	102.9	16.832	124.5	22.229	103.5	21.453	122.9	1:28.522 (2)	98.95	0.102	15:39:24.329
11 -	28.089	103.5	16.898	124.7	22.554	101.0	21.564	122.0	1:29.105	98.30	0.685	15:40:53.434
12 -	28.027	102.7	17.134	123.8	22.609	101.6	21.628	121.3	1:29.398	97.98	0.978	15:42:22.832
13 -	28.007	102.9	16.855	123.8	22.441	102.7	21.647	121.3	1:28.950 (3)	98.48	0.530	15:43:51.782
14 -	27.960	103.4	16.882	123.8	22.478	104.0	21.644	121.5	1:28.964	98.46	0.544	15:45:20.746

P15		51 R		Ameya VAIDYANATHAN				JTR							
IDEAL LAP TIME : 1:28.314				BEST LAP TIME : 1:28.462				DIFFERENCE : 0.148							
LAP	SECTOR 1	SECTOR 2	SECTOR 3	SECTOR 4	LAP TIME	MPH	DIFF	TIME OF DAY							
1 -		100.7	17.882	120.9	23.419	96.9	22.309	121.1	1:41.981	85.89	13.519	15:25:56.537			
2 -	30.865	101.2	17.442	121.5	22.869	101.2	21.807	119.1	1:32.983	94.20	4.521	15:27:29.520			
3 -	28.467	102.1	16.997	122.2	22.518	103.4	21.563	120.6	1:29.545	97.82	1.083	15:28:59.065			
4 -	28.320	102.4	16.892	122.6	22.363	103.0	21.390	121.1	1:28.965 (3)	98.46	0.503	15:30:28.030			
5 -	28.944	98.5	17.142	123.5	22.618	104.5	21.663	121.3	1:30.367	96.93	1.905	15:31:58.397			
6 -	28.358	102.6	16.973	123.5	22.650	105.6	21.348	121.7	1:29.329	98.06	0.867	15:33:27.726			
7 -	28.268	102.9	17.759	122.6	22.300	105.6	21.545	122.6	1:29.872	97.47	1.410	15:34:57.598			
8 -	29.236	101.2	16.913	123.5	22.594	104.0	21.469	121.1	1:30.212	97.10	1.750	15:36:27.810			
9 -	28.070	102.9	16.995	122.6	22.789	106.1	21.277	119.8	1:29.131	98.28	0.669	15:37:56.941			
10 -	28.194	102.9	16.919	122.6	22.239	106.1	21.322	120.4	1:28.674 (2)	98.78	0.212	15:39:25.615			
11 -	27.943	103.2	16.922	122.4	22.357	106.0	21.240	120.9	1:28.462 (1)	99.02		15:40:54.077			
12 -	28.008	102.6	16.963	122.0	22.883	101.6	21.439	120.4	1:29.293	98.10	0.831	15:42:23.370			
13 -	28.121	102.6	16.956	122.6	22.461	105.0	21.996	120.4	1:29.534	97.83	1.072	15:43:52.904			
14 -	28.453	102.1	17.408	120.9	23.574	100.3	21.879	118.9	1:31.314	95.93	2.852	15:45:24.218			

P16		8 R		Darius KARBALEY				Falcon Motorsport							
IDEAL LAP TIME : 1:28.606				BEST LAP TIME : 1:28.851				DIFFERENCE : 0.245							
LAP	SECTOR 1	SECTOR 2	SECTOR 3	SECTOR 4	LAP TIME	MPH	DIFF	TIME OF DAY							
1 -		100.7	17.615	122.9	23.960	98.9	22.028	121.1	1:42.295	85.63	13.444	15:25:56.851			
2 -	28.979	103.2	17.064	122.9	22.892	102.9	21.557	121.3	1:30.492	96.80	1.641	15:27:27.343			
3 -	28.447	102.9	17.086	122.6	22.745	102.4	21.480	122.6	1:29.758	97.59	0.907	15:28:57.101			
4 -	28.315	103.0	16.983	124.0	22.657	103.2	21.484	123.8	1:29.439	97.94	0.588	15:30:26.540			
5 -	29.796	96.0	17.077	122.6	22.554	105.3	21.832	120.2	1:31.259	95.98	2.408	15:31:57.799			
6 -	28.287	102.6	17.095	123.1	22.319	104.6	21.497	120.9	1:29.198	98.20	0.347	15:33:26.997			
7 -	28.099	103.2	16.924	122.6	22.752	97.1	21.626	120.9	1:29.401	97.98	0.550	15:34:56.398			
8 -	28.008	103.5	17.066	123.1	22.569	103.7	21.441	120.9	1:29.084	98.33	0.233	15:36:25.482			
9 -	28.110	103.2	16.936	123.3	22.410	103.0	21.498	119.8	1:28.954 (2)	98.47	0.103	15:37:54.436			
10 -	28.076	104.0	16.964	122.9	22.561	103.7	21.460	120.4	1:29.061 (3)	98.35	0.210	15:39:23.497			
11 -	27.974	103.4	17.007	123.1	22.444	103.2	21.426	120.4	1:28.851 (1)	98.59		15:40:52.348			
12 -	27.979	103.4	18.816	118.5	23.063	99.7	21.609	121.3	1:31.467	95.77	2.616	15:42:23.815			
13 -	28.141	103.8	16.887	124.7	22.401	102.9	21.786	122.2	1:29.215	98.18	0.364	15:43:53.030			
14 -	28.446	99.7	17.346	124.0	24.341	96.5	22.062	120.2	1:32.195	95.01	3.344	15:45:25.225			

P17		25		Louise RICHARDSON				Richardson Racing							
IDEAL LAP TIME : 1:29.169				BEST LAP TIME : 1:29.423				DIFFERENCE : 0.254							
LAP	SECTOR 1	SECTOR 2	SECTOR 3	SECTOR 4	LAP TIME	MPH	DIFF	TIME OF DAY							
1 -		101.0	17.760	123.1	23.379	93.3	22.573	119.1	1:41.853	86.00	12.430	15:25:56.409			
2 -	34.129	99.4	17.602	120.4	23.968	101.8	21.831	119.8	1:37.530	89.81	8.107	15:27:33.939			
3 -	28.815	98.9	17.253	121.3	22.537	102.4	21.583	120.6	1:30.188	97.12	0.765	15:29:04.127			
4 -	28.430	102.7	17.100	122.0	22.476	101.5	21.594	120.6	1:29.600	97.76	0.177	15:30:33.727			
5 -	28.627	100.7	17.186	121.5	22.574	102.1	21.693	120.2	1:30.080	97.24	0.657	15:32:03.807			
6 -	28.253	102.7	17.143	122.0	22.507	103.5	21.683	119.1	1:29.586 (3)	97.78	0.163	15:33:33.393			
7 -	28.195	102.2	16.990	122.0	22.628	102.4	21.645	120.4	1:29.458 (2)	97.92	0.035	15:35:02.851			
8 -	28.124	102.9	16.986	123.1	22.590	101.8	21.723	121.1	1:29.423 (1)	97.95		15:36:32.274			
9 -	28.299	102.6	17.020	122.4	22.615	101.3	21.768	119.8	1:29.702	97.65	0.279	15:38:01.976			
10 -	28.373	103.0	17.097	122.4	22.706	102.4	21.802	119.8	1:29.978	97.35	0.555	15:39:31.954			
11 -	28.341	102.9	17.144	122.4	23.021	98.9	21.931	119.8	1:30.437	96.86	1.014	15:41:02.391			

Weather / Track : Bright / Dry

Brands Hatch GP

Circuit Length = 2.4332 miles

Start: 15:24 Flag 15:44 End: 15:46

2015 MSA Formula Championship

ROUND 30 - SECTOR ANALYSIS

SECTOR 1 = FL to I1, SECTOR 2 = I1 to I2 SECTOR 3 = I2 to I3, SECTOR 4 = I3 to FL, DIFF = Difference To Personal Best Lap

12 -	28.496	102.6	17.228	122.4	23.277	98.1	22.137	119.4	1:31.138	96.11	1.715	15:42:33.529
13 -	28.928	102.6	17.339	122.2	23.483	94.3	22.487	118.3	1:32.237	94.97	2.814	15:44:05.766
14 -	29.143	102.6	17.581	115.7	24.515	89.3	23.055	107.8	1:34.294	92.89	4.871	15:45:40.060

P18 88		Greg HOLLOWAY						Richardson Racing				
IDEAL LAP TIME : 1:32.320		BEST LAP TIME : 1:32.752						DIFFERENCE : 0.432				
LAP	SECTOR 1	SECTOR 2		SECTOR 3		SECTOR 4		LAP TIME	MPH	DIFF	TIME OF DAY	
1 -		100.7	17.744	121.5	25.070	91.4	23.108	117.7	1:45.639	82.92	12.887	15:26:00.195
2 -	30.904	98.9	17.574	121.7	24.908	93.7	22.768	118.1	1:36.154	91.10	3.402	15:27:36.349
3 -	29.241	102.6	17.268	121.5	24.316	94.3	22.324	119.8	1:33.149	94.04	0.397	15:29:09.498
4 -	28.860	102.9	17.197	121.5	24.380	97.3	22.375	119.4	1:32.812 (2)	94.38	0.060	15:30:42.310
5 -	29.665	100.6	17.316	121.3	24.156	97.5	22.380	118.9	1:33.517	93.67	0.765	15:32:15.827
6 -	29.165	101.3	17.209	121.3	24.096	95.5	23.017	117.7	1:33.487	93.70	0.735	15:33:49.314
7 -	29.233	102.7	17.092	120.9	24.044	98.6	22.629	117.9	1:32.998 (3)	94.19	0.246	15:35:22.312
8 -	28.961	102.7	17.582	121.1	24.435	95.1	22.514	118.7	1:33.492	93.69	0.740	15:36:55.804
9 -	28.984	102.6	17.149	121.7	24.220	96.5	22.399	118.1	1:32.752 (1)	94.44		15:38:28.556
10 -	29.094	101.0	17.403	121.7	24.244	96.4	22.458	118.1	1:33.199	93.99	0.447	15:40:01.755
11 -	29.048	102.4	17.227	121.3	24.268	96.2	22.597	117.7	1:33.140	94.05	0.388	15:41:34.895
12 -	29.008	102.1	17.243	121.7	24.423	95.1	23.166	110.9	1:33.840	93.34	1.088	15:43:08.735
13 -	29.457	102.2	17.106	122.2	24.417	96.1	22.696	117.9	1:33.676	93.51	0.924	15:44:42.411
14 -	29.117	102.9	17.189	121.1	24.272	95.4	22.895	117.7	1:33.473	93.71	0.721	15:46:15.884

P19 59 R		Josh SMITH						Fortec				
IDEAL LAP TIME : 1:28.975		BEST LAP TIME : 1:29.319						DIFFERENCE : 0.344				
LAP	SECTOR 1	SECTOR 2		SECTOR 3		SECTOR 4		LAP TIME	MPH	DIFF	TIME OF DAY	
1 -		100.0	17.812	123.5	23.785	96.2	22.092	120.9	1:40.979	86.74	11.660	15:25:55.535
2 -	28.457	102.7	17.019	123.1	22.767	100.0	21.598	122.4	1:29.841	97.50	0.522	15:27:25.376
3 -	28.147	103.4	16.854	123.3	23.459	100.6	21.761	124.2	1:30.221	97.09	0.902	15:28:55.597
4 -	28.742	102.7	17.148	122.0	22.390	102.4	21.776	122.9	1:30.056	97.27	0.737	15:30:25.653
5 -	42.730	79.7	17.756	120.0	23.413	95.3	21.946	120.2	1:45.845	82.76	16.526	15:32:11.498
6 -	28.573	101.8	17.131	121.5	24.154	84.5	IN PIT		3:24.989 P	42.73	1:55.670	15:35:36.487
7 -	OUTLAP	101.3	17.052	121.5	23.299	99.8	21.979	119.4	1:33.413	93.77	4.094	15:37:09.900
8 -	28.312	102.9	17.127	121.3	22.804	100.6	21.790	119.1	1:30.033	97.29	0.714	15:38:39.933
9 -	28.280	102.4	16.932	121.7	22.805	100.7	21.708	119.8	1:29.725	97.62	0.406	15:40:09.658
10 -	28.141	103.2	16.870	121.7	22.661	101.0	21.647	119.4	1:29.319 (1)	98.07		15:41:38.977
11 -	28.172	103.4	17.001	122.0	22.693	101.8	21.782	118.9	1:29.648 (3)	97.71	0.329	15:43:08.625
12 -	28.211	102.9	16.970	121.7	22.779	101.0	21.590	119.6	1:29.550 (2)	97.82	0.231	15:44:38.175
13 -	28.165	102.9	16.961	121.3	23.025	99.2	21.681	120.2	1:29.832	97.51	0.513	15:46:08.007

2015 MSA Formula Championship

ROUND 30 - BEST SPEEDS

POS	INTERMEDIATE 1			INTERMEDIATE 2			INTERMEDIATE 3			FINISH LINE		
	NO	NAME	MPH	NO	NAME	MPH	NO	NAME	MPH	NO	NAME	MPH
1	15	PULL	105.6	15	PULL	127.0	10	HERTA	108.5	15	PULL	124.7
2	26	SOWERY	105.3	26	SOWERY	126.1	15	PULL	108.0	59	SMITH	124.2
3	18	LEIST	104.8	96	BUTEL	124.9	11	COLLARD	107.5	14	BAYBUTT	124.0
4	65	AHMED	104.8	8	KARBALEY	124.7	65	AHMED	107.2	18	LEIST	124.0
5	21	FLORESCU	104.6	14	BAYBUTT	124.7	18	LEIST	106.6	8	KARBALEY	123.8
6	19	MITCHELL	104.5	18	LEIST	124.7	31	NORRIS	106.3	26	SOWERY	123.8
7	31	NORRIS	104.5	46	MARTINS	124.5	51	VAIDYANATHAN	106.1	3	FIELDING	123.3
8	10	HERTA	104.2	22	REDDY	124.5	19	MITCHELL	106.0	96	BUTEL	123.3
9	11	COLLARD	104.2	21	FLORESCU	124.2	26	SOWERY	106.0	46	MARTINS	123.1
10	14	BAYBUTT	104.2	19	MITCHELL	124.0	14	BAYBUTT	105.6	22	REDDY	123.1
11	46	MARTINS	104.2	11	COLLARD	123.8	46	MARTINS	105.6	21	FLORESCU	122.9
12	22	REDDY	104.2	3	FIELDING	123.8	21	FLORESCU	105.5	65	AHMED	122.6
13	8	KARBALEY	104.0	65	AHMED	123.8	8	KARBALEY	105.3	51	VAIDYANATHAN	122.6
14	3	FIELDING	103.8	59	SMITH	123.5	3	FIELDING	105.0	19	MITCHELL	122.0
15	96	BUTEL	103.7	51	VAIDYANATHAN	123.5	22	REDDY	105.0	11	COLLARD	121.7
16	59	SMITH	103.4	31	NORRIS	123.3	96	BUTEL	104.6	31	NORRIS	121.7
17	51	VAIDYANATHAN	103.2	10	HERTA	123.1	25	RICHARDSON	103.5	10	HERTA	121.3
18	25	RICHARDSON	103.0	25	RICHARDSON	123.1	59	SMITH	102.4	25	RICHARDSON	121.1
19	88	HOLLOWAY	102.9	88	HOLLOWAY	122.2	88	HOLLOWAY	98.6	88	HOLLOWAY	119.8

Weather / Track : Bright / Dry

Results can be found at www.tsl-timing.com

Brands Hatch GP
Circuit Length = 2.4332 miles
Start: 15:24 Flag 15:44 End: 15:46

Printed - 15:47 Sunday, 11 October 2015

2015 MSA Formula Championship

ROUND 30 - BEST SECTORS

SECTOR 1				SECTOR 2				SECTOR 3				SECTOR 4				IDEAL / BEST COMPARISON		
POS	NO	NAME	TIME	NO	NAME	TIME	NO	NAME	TIME	NO	NAME	TIME	POS	NO	NAME	IDEAL	BEST	DIFF
																PERFECT LAP	1:26.394	
1	15	PULL	27.427	15	PULL	16.503	10	HERTA	21.546	15	PULL	20.918	1	10	HERTA	1:26.727	1:26.778	0.051
2	26	SOWERY	27.444	26	SOWERY	16.567	31	NORRIS	21.697	18	LEIST	20.975	2	15	PULL	1:26.937	1:27.239	0.302
3	10	HERTA	27.481	65	AHMED	16.624	3	FIELDIN	21.839	10	HERTA	21.010	3	26	SOWERY	1:27.038	1:27.231	0.193
4	18	LEIST	27.549	18	LEIST	16.643	18	LEIST	21.920	31	NORRIS	21.047	4	31	NORRIS	1:27.086	1:27.130	0.044
5	3	FIELDIN	27.594	14	BAYBUTT	16.665	65	AHMED	21.973	26	SOWERY	21.050	5	18	LEIST	1:27.087	1:27.328	0.241
6	31	NORRIS	27.637	10	HERTA	16.690	26	SOWERY	21.977	65	AHMED	21.088	6	3	FIELDING	1:27.355	1:27.638	0.283
7	65	AHMED	27.681	19	MITCHEL	16.701	14	BAYBUTT	22.073	14	BAYBUTT	21.167	7	65	AHMED	1:27.366	1:27.509	0.143
8	22	REDDY	27.767	31	NORRIS	16.705	21	FLORESC	22.084	3	FIELDIN	21.169	8	14	BAYBUTT	1:27.899	1:28.094	0.195
9	96	BUTEL	27.813	46	MARTINS	16.716	15	PULL	22.089	46	MARTINS	21.211	9	21	FLORESCU	1:27.998	1:28.162	0.164
10	19	MITCHEL	27.893	21	FLORESC	16.747	11	COLLARD	22.142	21	FLORESC	21.222	10	46	MARTINS	1:28.047	1:28.181	0.134
11	51	VAIDYAN	27.943	3	FIELDIN	16.753	22	REDDY	22.161	51	VAIDYAN	21.240	11	22	REDDY	1:28.085	1:28.210	0.125
12	21	FLORESC	27.945	96	BUTEL	16.763	46	MARTINS	22.169	11	COLLARD	21.256	12	19	MITCHELL	1:28.113	1:28.359	0.246
13	46	MARTINS	27.951	11	COLLARD	16.792	19	MITCHEL	22.179	22	REDDY	21.319	13	11	COLLARD	1:28.211	1:28.408	0.197
14	8	KARBALE	27.974	22	REDDY	16.838	96	BUTEL	22.229	19	MITCHEL	21.340	14	96	BUTEL	1:28.258	1:28.420	0.162
15	14	BAYBUTT	27.994	59	SMITH	16.854	51	VAIDYAN	22.239	8	KARBALE	21.426	15	51	VAIDYANATHAN	1:28.314	1:28.462	0.148
16	11	COLLARD	28.021	8	KARBALE	16.887	8	KARBALE	22.319	96	BUTEL	21.453	16	8	KARBALEY	1:28.606	1:28.851	0.245
17	25	RICHARD	28.124	51	VAIDYAN	16.892	59	SMITH	22.390	25	RICHARD	21.583	17	59	SMITH	1:28.975	1:29.319	0.344
18	59	SMITH	28.141	25	RICHARD	16.986	25	RICHARD	22.476	59	SMITH	21.590	18	25	RICHARDSON	1:29.169	1:29.423	0.254
19	88	HOLLOWA	28.860	88	HOLLOWA	17.092	88	HOLLOWA	24.044	88	HOLLOWA	22.324	19	88	HOLLOWAY	1:32.320	1:32.752	0.432

Weather / Track : Bright / Dry

Results can be found at www.tsl-timing.com

Brands Hatch GP

Circuit Length = 2.4332 miles

Start: 15:24 Flag 15:44 End: 15:46

Printed - 15:47 Sunday, 11 October 2015

2015 MSA Formula Championship

ROUND 30 - LAP CHART

LAP 1 @ 15:25:50.615			LAP 2 @ 15:27:18.962			LAP 3 @ 15:28:46.680			LAP 4 @ 15:30:13.713			LAP 5 @ 15:31:40.777		
NO	BEHIND	LAP TIME	NO	BEHIND	LAP TIME	NO	BEHIND	LAP TIME	NO	BEHIND	LAP TIME	NO	BEHIND	LAP TIME
10		1:36.059	10		1:28.347	10		1:27.718	10		1:27.033	10		1:27.064
31	0.353	1:36.412	31	1.111	1:29.105	31	1.099	1:27.706	31	1.196	1:27.130	31	1.625	1:27.493
65	0.478	1:36.537	65	1.690	1:29.559	65	2.294	1:28.322	65	3.233	1:27.972	65	3.678	1:27.509
11	1.065	1:37.124	3	2.597	1:29.134	3	3.083	1:28.204	3	3.742	1:27.692	3	4.316	1:27.638
15	1.470	1:37.529	11	3.217	1:30.499	26	5.704	1:29.972	26	6.787	1:28.116	26	7.382	1:27.659
3	1.810	1:37.869	26	3.450	1:29.948	15	6.468	1:30.558	15	7.281	1:27.846	15	7.814	1:27.597
26	1.849	1:37.908	15	3.628	1:30.505	11	7.174	1:31.675	18	8.253	1:27.744	18	8.517	1:27.328
14	2.596	1:38.655	14	4.123	1:29.874	18	7.542	1:30.124	11	9.729	1:29.588	11	11.617	1:28.952
19	3.473	1:39.532	19	4.965	1:29.839	14	8.433	1:32.028	19	11.012	1:29.390	19	12.379	1:28.431
18	3.629	1:39.688	18	5.136	1:29.854	19	8.655	1:31.408	46	11.301	1:29.437	46	12.770	1:28.533
46	3.980	1:40.039	46	5.577	1:29.944	46	8.897	1:31.038	14	11.783	1:30.383	14	13.249	1:28.530
22	4.374	1:40.433	22	5.893	1:29.866	59	8.917	1:30.221	59	11.940	1:30.056	21	14.452	1:29.280
59	4.920	1:40.979	59	6.414	1:29.841	21	9.575	1:30.452	21	12.236	1:29.694	8	17.022	1:31.259
21	5.268	1:41.327	21	6.841	1:29.920	22	9.989	1:31.814	22	12.628	1:29.672	96	17.326	1:31.060
25	5.794	1:41.853	8	8.381	1:30.492	8	10.421	1:29.758	8	12.827	1:29.439	51	17.620	1:30.367
51	5.922	1:41.981	96	9.137	1:31.002	96	10.870	1:29.451	96	13.330	1:29.493	22	18.292	1:32.728
8	6.236	1:42.295	51	10.558	1:32.983	51	12.385	1:29.545	51	14.317	1:28.965	25	23.030	1:30.080
96	6.482	1:42.541	25	14.977	1:37.530	25	17.447	1:30.188	25	20.014	1:29.600	59	30.721	1:45.845
88	9.580	1:45.639	88	17.387	1:36.154	88	22.818	1:33.149	88	28.597	1:32.812	88	35.050	1:33.517

Weather / Track : Bright / Dry

2015 MSA Formula Championship

ROUND 30 - LAP CHART

LAP 6 @ 15:33:07.777			LAP 7 @ 15:34:34.555			LAP 8 @ 15:36:01.738			LAP 9 @ 15:37:28.833			LAP 10 @ 15:38:55.776		
NO	BEHIND	LAP TIME	NO	BEHIND	LAP TIME	NO	BEHIND	LAP TIME	NO	BEHIND	LAP TIME	NO	BEHIND	LAP TIME
10		1:27.000	10		1:26.778	10		1:27.183	10		1:27.095	10		1:26.943
31	1.927	1:27.302	31	2.436	1:27.287	31	2.511	1:27.258	31	2.672	1:27.256	31	3.655	1:27.926
65	4.623	1:27.945	65	5.405	1:27.560	65	5.884	1:27.662	65	6.389	1:27.600	65	7.432	1:27.986
3	5.035	1:27.719	3	5.935	1:27.678	3	6.565	1:27.813	3	7.167	1:27.697	3	8.036	1:27.812
26	7.917	1:27.535	26	8.553	1:27.414	26	8.601	1:27.231	26	8.782	1:27.276	26	9.220	1:27.381
15	8.280	1:27.466	15	8.967	1:27.465	15	9.237	1:27.453	15	9.397	1:27.255	15	9.702	1:27.248
18	9.000	1:27.483	18	9.683	1:27.461	18	9.889	1:27.389	18	10.235	1:27.441	18	10.858	1:27.566
11	13.252	1:28.635	11	14.992	1:28.518	11	16.329	1:28.520	11	17.646	1:28.412	11	19.111	1:28.408
19	13.842	1:28.463	19	15.560	1:28.496	19	16.959	1:28.582	19	18.338	1:28.474	19	19.778	1:28.383
46	14.461	1:28.691	46	15.864	1:28.181	46	17.214	1:28.533	46	18.645	1:28.526	46	20.096	1:28.394
14	15.105	1:28.856	14	16.421	1:28.094	14	17.455	1:28.217	14	19.041	1:28.681	14	20.490	1:28.392
21	15.808	1:28.356	21	17.226	1:28.196	21	18.210	1:28.167	21	19.590	1:28.475	21	20.809	1:28.162
8	19.220	1:29.198	8	21.843	1:29.401	8	23.744	1:29.084	8	25.603	1:28.954	8	27.721	1:29.061
96	19.691	1:29.365	96	22.694	1:29.781	22	24.337	1:28.543	22	25.905	1:28.663	22	28.257	1:29.295
51	19.949	1:29.329	22	22.977	1:29.472	96	25.649	1:30.138	96	26.974	1:28.420	96	28.553	1:28.522
22	20.283	1:28.991	51	23.043	1:29.872	51	26.072	1:30.212	51	28.108	1:29.131	51	29.839	1:28.674
25	25.616	1:29.586	25	28.296	1:29.458	25	30.536	1:29.423	25	33.143	1:29.702	25	36.178	1:29.978
88	41.537	1:33.487	88	47.757	1:32.998	88	54.066	1:33.492	88	59.723	1:32.752	88	1:05.979	1:33.199
			59	1 Lap	3:24.989 P	59	1 Lap	1:33.413	59	1 Lap	1:30.033	59	1 Lap	1:29.725

Weather / Track : Bright / Dry

2015 MSA Formula Championship

ROUND 30 - LAP CHART

LAP 11 @ 15:40:22.972			LAP 12 @ 15:41:50.204			LAP 13 @ 15:43:17.394			LAP 14 @ 15:44:44.744		
NO	BEHIND	LAP TIME	NO	BEHIND	LAP TIME	NO	BEHIND	LAP TIME	NO	BEHIND	LAP TIME
10		1:27.196	10		1:27.232	10		1:27.190	10		1:27.350
31	4.254	1:27.795	31	5.245	1:28.223	31	6.281	1:28.226	31	7.560	1:28.629
65	8.057	1:27.821	65	8.767	1:27.942	65	9.987	1:28.410	65	11.404	1:28.767
3	8.505	1:27.665	3	9.006	1:27.733	26	10.327	1:27.979	26	11.901	1:28.924
26	9.291	1:27.267	26	9.538	1:27.479	3	10.780	1:28.964	3	12.133	1:28.703
15	9.745	1:27.239	15	9.884	1:27.371	15	10.969	1:28.275	15	12.153	1:28.534
18	11.165	1:27.503	18	11.461	1:27.528	18	11.943	1:27.672	18	12.536	1:27.943
11	20.356	1:28.441	11	21.562	1:28.438	11	23.124	1:28.752	11	24.663	1:28.889
19	21.116	1:28.534	19	22.243	1:28.359	19	23.415	1:28.362	19	25.211	1:29.146
46	21.460	1:28.560	46	23.040	1:28.812	46	24.332	1:28.482	46	25.928	1:28.946
14	21.644	1:28.350	14	23.265	1:28.853	14	24.509	1:28.434	14	26.101	1:28.942
21	22.512	1:28.899	21	23.660	1:28.380	21	25.316	1:28.846	21	26.686	1:28.720
8	29.376	1:28.851	22	31.633	1:29.201	22	32.877	1:28.434	22	33.737	1:28.210
22	29.664	1:28.603	96	32.628	1:29.398	96	34.388	1:28.950	96	36.002	1:28.964
96	30.462	1:29.105	51	33.166	1:29.293	51	35.510	1:29.534	51	39.474	1:31.314
51	31.105	1:28.462	8	33.611	1:31.467	8	35.636	1:29.215	8	40.481	1:32.195
25	39.419	1:30.437	25	43.325	1:31.138	25	48.372	1:32.237	25	55.316	1:34.294
88	1:11.923	1:33.140	59	1 Lap	1:29.648	59	1 Lap	1:29.550	59	1 Lap	1:29.832
59	1 Lap	1:29.319	88	1:18.531	1:33.840	88	1:25.017	1:33.676	88	1:31.140	1:33.473

Weather / Track : Bright / Dry

Results can be found at www.tsl-timing.com

Page 3 of 3

Brands Hatch GP
Circuit Length = 2.4332 miles
Start: 15:24 Flag 15:44 End: 15:46

Printed - 15:47 Sunday, 11 October 2015

2015 MSA Formula Championship

ROUND 30 - POSITION CHART

No	Name	Lap														
		Pos	1	2	3	4	5	6	7	8	9	10	11	12	13	14
31	NORRIS	1	10	10	10	10	10	10	10	10	10	10	10	10	10	10
10	HERTA	2	31	31	31	31	31	31	31	31	31	31	31	31	31	31
65	AHMED	3	65	65	65	65	65	65	65	65	65	65	65	65	65	65
26	SOWERY	4	11	3	3	3	3	3	3	3	3	3	3	3	26	26
11	COLLARD	5	15	11	26	26	26	26	26	26	26	26	26	26	3	3
15	PULL	6	3	26	15	15	15	15	15	15	15	15	15	15	15	15
14	BAYBUTT	7	26	15	11	18	18	18	18	18	18	18	18	18	18	18
3	FIELDING	8	14	14	18	11	11	11	11	11	11	11	11	11	11	11
19	MITCHELL	9	19	19	14	19	19	19	19	19	19	19	19	19	19	19
59	SMITH	10	18	18	19	46	46	46	46	46	46	46	46	46	46	46
21	FLORESCU	11	46	46	46	14	14	14	14	14	14	14	14	14	14	14
22	REDDY	12	22	22	59	59	21	21	21	21	21	21	21	21	21	21
46	MARTINS	13	59	59	21	21	8	8	8	8	8	8	8	22	22	22
18	LEIST	14	21	21	22	22	96	96	96	22	22	22	22	96	96	96
25	RICHARDSON	15	25	8	8	8	51	51	22	96	96	96	96	51	51	51
51	VAIDYANATHAN	16	51	96	96	96	22	22	51	51	51	51	51	8	8	8
96	BUTEL	17	8	51	51	51	25	25	25	25	25	25	25	25	25	25
88	HOLLOWAY	18	96	25	25	25	59	88	88	88	88	88	88	88	88	88
8	KARBALEY	19	88	88	88	88	88	59	59	59	59	59	59	59	59	59

Weather / Track : Bright / Dry

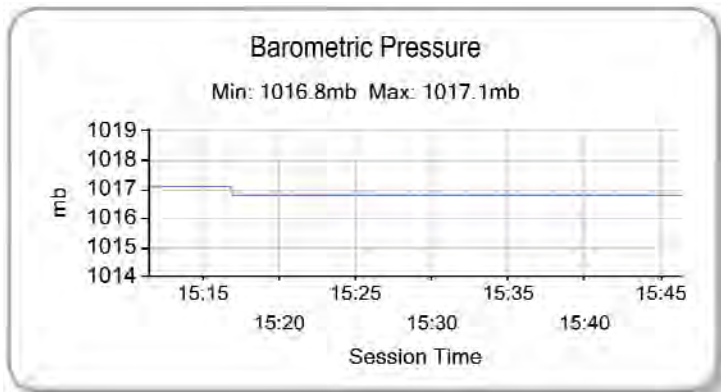
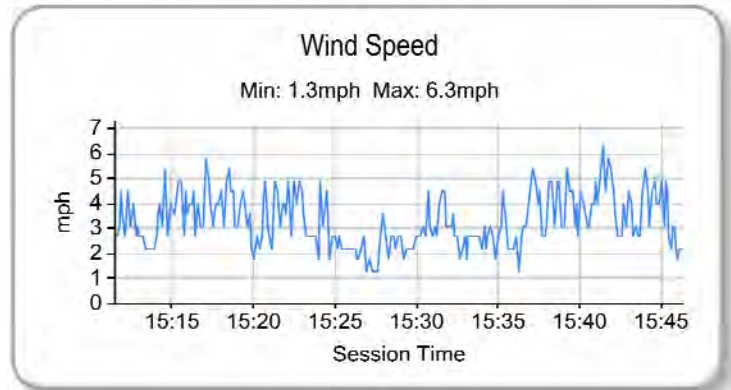
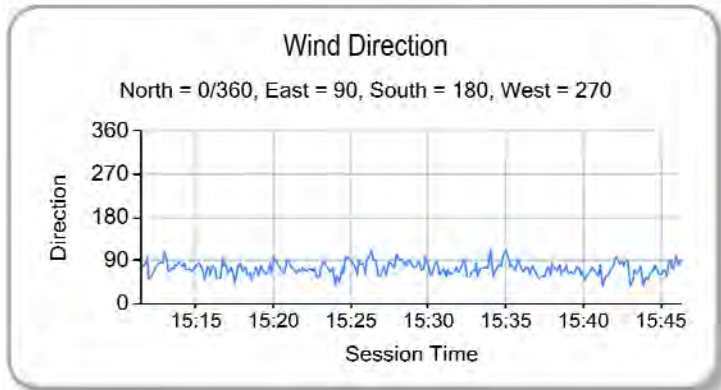
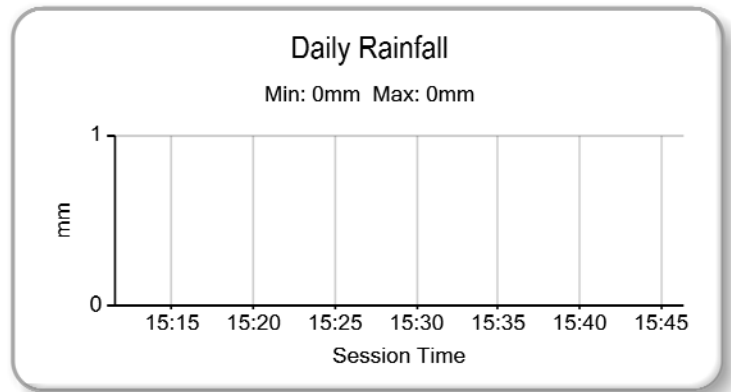
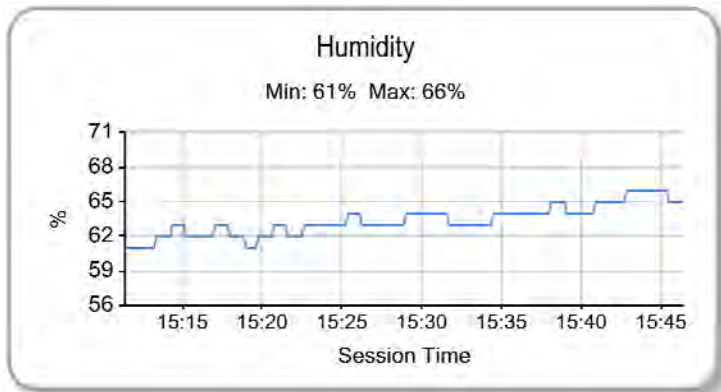
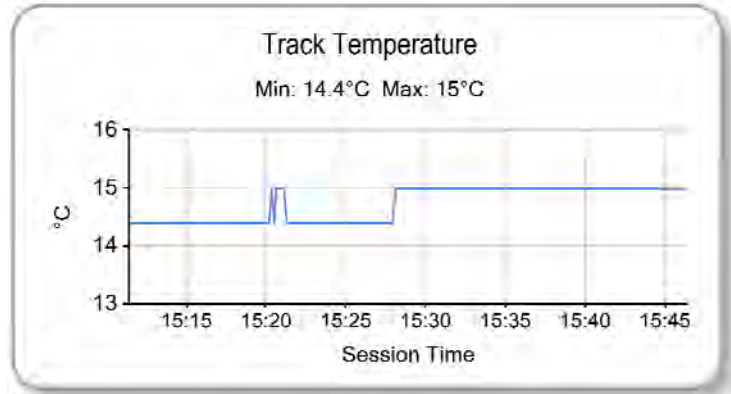
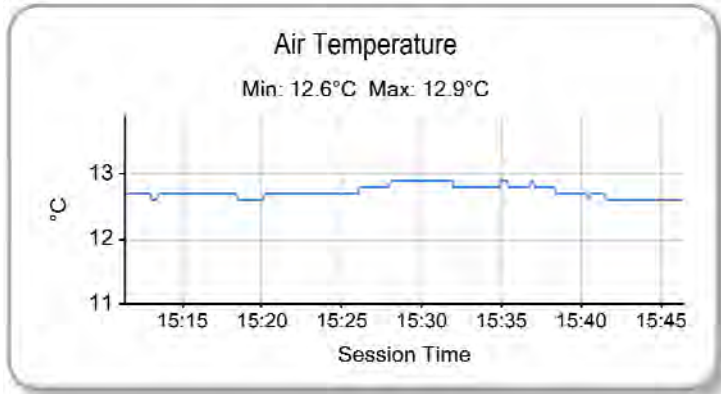
Results can be found at www.tsl-timing.com

Brands Hatch GP
 Circuit Length = 2.4332 miles
 Start: 15:24 Flag 15:44 End: 15:46

Printed - 15:47 Sunday, 11 October 2015

2015 MSA Formula Championship

ROUND 30 - WEATHER CONDITIONS



Weather / Track : Bright / Dry

Results can be found at www.tsl-timing.com

Brands Hatch GP
 Circuit Length = 2.4332 miles
 Start: 15:24 Flag 15:44 End: 15:46

Printed - 15:48 Sunday, 11 October 2015