



2013 DUNLOP MSA FORMULA FORD CHAMPIONSHIP OF GREAT BRITAIN

**Rounds 1, 2 & 3
Brands Hatch Indy**

30th / 31st March 2013



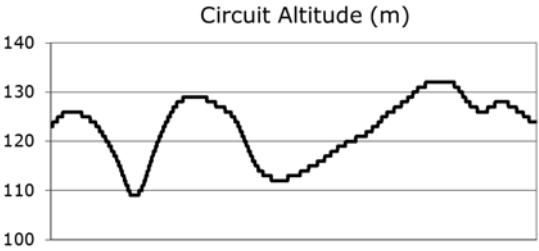
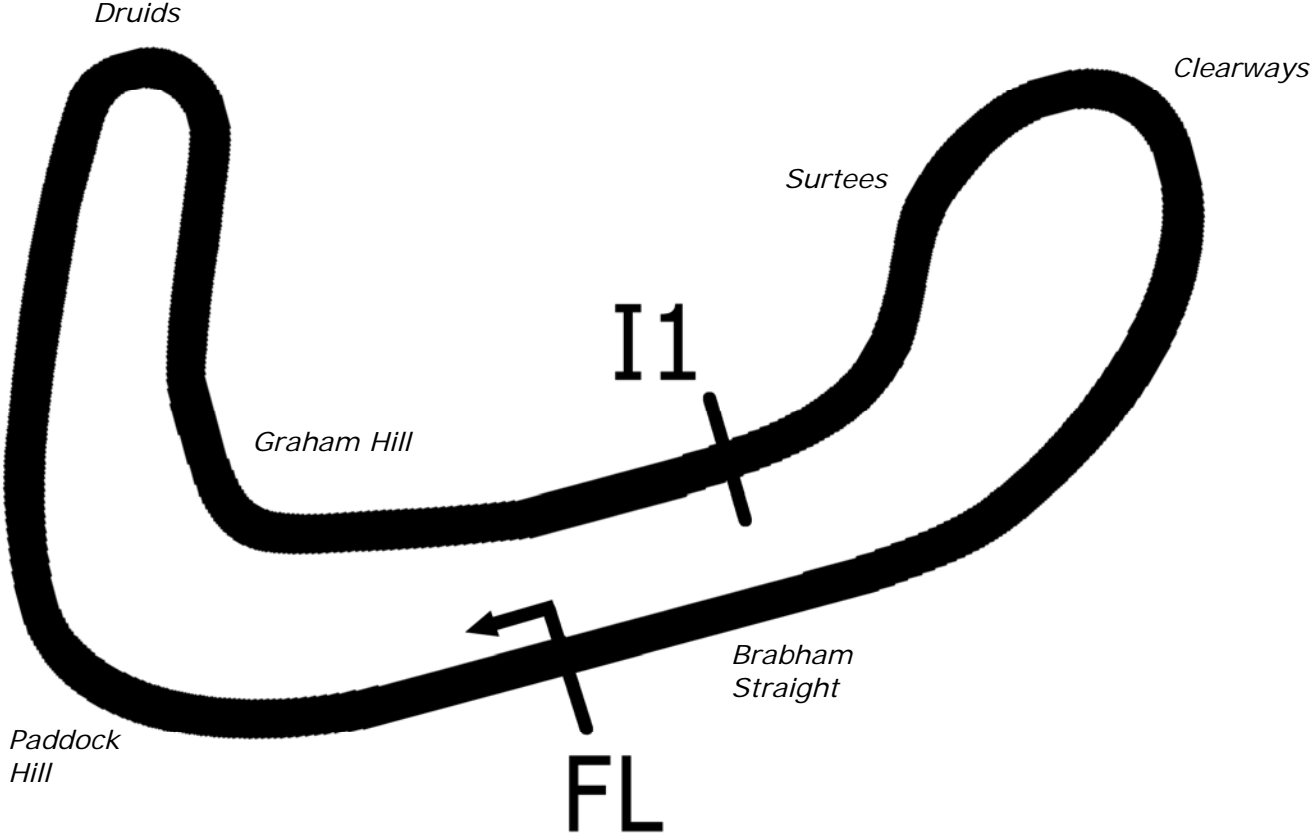
Results Provided by Timing Solutions Ltd
www.tsl-timing.com

Brands Hatch Indy



SPORTS TIMING

TIMING SOLUTIONS LTD



Length	1.2079 miles	1944.0 m	
FL		51.36032 N	0.26032 E
I1	1112m	51.35934 N	0.25955 E
Pit Entry	1669m	51.35911 N	0.25743 E
Pit Exit	0m after FL	51.36017 N	0.26051 E
Pit Entry–Pit Exit 251m, 15.0s @60kph, 11.3s @80kph			



2013 Dunlop MSA Formula Ford Championship GB

QUALIFYING - ROUND 1 - CLASSIFICATION



RACINGLINE

POS	NO	CL	PIC NAME	NAT	ENTRY	TIME	ON	LAPS	GAP	DIFF	MPH
1	1		1 Dan CMMISH	GBR	JTR - M13 SJ/Mountune	45.055	16	21			96.51
2	23		2 Scott MALVERN	GBR	Jamun Racing - M12 SJ/Scholar	45.241	14	22	0.186	0.186	96.12
3	24		3 Luke WILLIAMS	GBR	Jamun Racing - M12 SJ/Scholar	45.488	14	17	0.433	0.247	95.59
4	34		4 Camren KAMINSKY	USA	JTR - M13 SJ/Mountune	45.543	15	25	0.488	0.054	95.48
5	25	S	1 Nico MARANZANA	ARG	Jamun Racing - M12 SJ/Scholar	45.556	14	19	0.501	0.013	95.45
6	9*		5 Lassi HALMINEN	FIN	Falcon MOTORSPORT - M12 SJ/Scholar	45.565	15	22	0.510	0.008	95.43
7	6	S	2 Harrison SCOTT	GBR	Falcon Motorsport - M13 SJ/Scholar	45.571	14	23	0.516	0.006	95.42
8	17		6 George BLUNDELL	GBR	Enigma Motorsport - M12 SJ/Scholar	45.855	22	24	0.800	0.284	94.83
9	37		7 Ben ANDERSON (G)	GBR	Jamun Racing - M12 SJ/Scholar	45.855	22	23	0.800	0.000	94.83
10	74		8 James ABBOTT	GBR	Radical Motorsport - Sinter LA12/Scholar	46.151	22	24	1.096	0.296	94.22
11	7		9 Neil WINN	GBR	Falcon Motorsport - M13 SJ/Scholar	46.311	20	20	1.256	0.160	93.90
12	5*		10 Andrew RICHARDSON	GBR	Richardson Racing - M12 SJ/Scholar	47.334	17	17	2.279	1.023	91.87

* Cars 5 & 9 Transponders not working.

Brands Hatch Indy
 Circuit Length = 1.2079 miles
 Start: 09:28 Flag 09:51 End: 09:52

Weather / Track : Cloudy / Dry

These results are provisional until the conclusion of any judicial and technical matters.

Clerk Of Course :	Timekeeper :
-------------------	--------------



2013 Dunlop MSA Formula Ford Championship GB

QUALIFYING - ROUND 2 - 2ND FASTEST CLASSIFICATION



RACINGLINE

POS	NO	CL	PIC NAME	NAT	ENTRY	TIME	ON	LAPS	GAP	DIFF	MPH
1	1		1 Dan CMMISH	GBR	JTR - M13 SJ/Mountune	45.167	15	21			96.27
2	23		2 Scott MALVERN	GBR	Jamun Racing - M12 SJ/Scholar	45.294	15	22	0.127	0.127	96.00
3	24		3 Luke WILLIAMS	GBR	Jamun Racing - M12 SJ/Scholar	45.525	13	17	0.358	0.231	95.52
4	34		4 Camren KAMINSKY	USA	JTR - M13 SJ/Mountune	45.552	17	25	0.385	0.027	95.46
5	9 *		5 Lassi HALMINEN	FIN	Falcon MOTORSPORT - M12 SJ/Scholar	45.623	20	22	0.456	0.071	95.31
6	25	S	1 Nico MARANZANA	ARG	Jamun Racing - M12 SJ/Scholar	45.646	13	19	0.479	0.023	95.26
7	6	S	2 Harrison SCOTT	GBR	Falcon Motorsport - M13 SJ/Scholar	45.836	22	23	0.669	0.190	94.87
8	17		6 George BLUNDELL	GBR	Enigma Motorsport - M12 SJ/Scholar	45.905	16	24	0.738	0.069	94.73
9	37		7 Ben ANDERSON (G)	GBR	Jamun Racing - M12 SJ/Scholar	45.956	23	23	0.789	0.051	94.62
10	74		8 James ABBOTT	GBR	Radical Motorsport - Sinter LA12/Scholar	46.208	21	24	1.041	0.252	94.10
11	7		9 Neil WINN	GBR	Falcon Motorsport - M13 SJ/Scholar	46.339	19	20	1.172	0.131	93.84
12	5 *		10 Andrew RICHARDSON	GBR	Richardson Racing - M12 SJ/Scholar	47.552	16	17	2.385	1.213	91.44

* Cars 5 & 9 Transponders not working.

Brands Hatch Indy
 Circuit Length = 1.2079 miles
 Start: 09:28 Flag 09:51 End: 09:52

Weather / Track : Cloudy / Dry

These results are provisional until the conclusion of any judicial and technical matters.

Clerk Of Course :	Timekeeper :
-------------------	--------------



2013 Dunlop MSA Formula Ford Championship GB

QUALIFYING - ROUND 3 - 3RD FASTEST CLASSIFICATION



RACINGLINE

POS	NO	CL	PIC NAME	NAT	ENTRY	TIME	ON	LAPS	GAP	DIFF	MPH
1	1		1 Dan CMMISH	GBR	JTR - M13 SJ/Mountune	45.296	14	21			96.00
2	23		2 Scott MALVERN	GBR	Jamun Racing - M12 SJ/Scholar	45.311	16	22	0.015	0.015	95.97
3	34		4 Camren KAMINSKY	USA	JTR - M13 SJ/Mountune	45.566	14	25	0.270	0.255	95.43
4	9*		5 Lassi HALMINEN	FIN	Falcon MOTORSPORT - M12 SJ/Scholar	45.700	14	22	0.404	0.134	95.15
5	25	S	1 Nico MARANZANA	ARG	Jamun Racing - M12 SJ/Scholar	45.725	15	19	0.429	0.025	95.10
6	24		3 Luke WILLIAMS	GBR	Jamun Racing - M12 SJ/Scholar	45.733	12	17	0.437	0.007	95.08
7	6	S	2 Harrison SCOTT	GBR	Falcon Motorsport - M13 SJ/Scholar	45.845	15	23	0.549	0.112	94.85
8	37		7 Ben ANDERSON (G)	GBR	Jamun Racing - M12 SJ/Scholar	46.079	16	23	0.783	0.234	94.37
9	17		6 George BLUNDELL	GBR	Enigma Motorsport - M12 SJ/Scholar	46.096	21	24	0.800	0.017	94.33
10	74		8 James ABBOTT	GBR	Radical Motorsport - Sinter LA12/Scholar	46.209	15	24	0.913	0.113	94.10
11	7		9 Neil WINN	GBR	Falcon Motorsport - M13 SJ/Scholar	46.966	18	20	1.670	0.756	92.59
12	5*		10 Andrew RICHARDSON	GBR	Richardson Racing - M12 SJ/Scholar	47.599	12	17	2.303	0.633	91.35

* Cars 5 & 9 Transponders not working.

Brands Hatch Indy
 Circuit Length = 1.2079 miles
 Start: 09:28 Flag 09:51 End: 09:52

Weather / Track : Cloudy / Dry

These results are provisional until the conclusion of any judicial and technical matters.

Clerk Of Course :	Timekeeper :
-------------------	--------------

2013 Dunlop MSA Formula Ford Championship GB

QUALIFYING - ROUND 1 - SECTOR ANALYSIS

SECTOR 1 = FL to I1, SECTOR 2 = I1 to FL, DIFF = Difference To Personal Best Lap

P1		1 Dan CAMMISH			JTR - M13 SJ/Mountune			
LAP		SECTOR 1	SECTOR 2		LAP TIME	MPH	DIFF	TIME OF DAY
1 -	OUTLAP	79.7	23.459	104.5	1:08.837	63.17	23.782	09:30:15.957
2 -	33.878	78.8	21.662	104.5	55.540	78.29	10.485	09:31:11.497
3 -	32.142	87.9	20.300	118.1	52.442	82.92	7.387	09:32:03.939
4 -	29.292	113.3	18.961	130.8	48.253	90.11	3.198	09:32:52.193
5 -	29.950	114.7	18.910	131.0	48.860	89.00	3.805	09:33:41.053
6 -	27.661	115.1	18.429	131.8	46.090	94.35	1.035	09:34:27.143
7 -	27.301	115.7	18.291	132.6	45.592	95.38	0.537	09:35:12.735
8 -	29.969	112.2	19.059	132.1	49.028	88.69	3.973	09:36:01.763
9 -	27.941	84.8	IN PIT		2:37.687	P 27.57	1:52.632	09:38:39.450
10 -	OUTLAP	102.7	19.960	118.9	57.074	76.19	12.019	09:39:36.524
11 -	31.878	72.6	19.742	131.8	51.620	84.24	6.565	09:40:28.144
12 -	28.562	115.3	18.283	132.1	46.845	92.82	1.790	09:41:14.989
13 -	27.179	116.3	18.152	132.1	45.331	95.93	0.276	09:42:00.320
14 -	27.121	115.9	18.175	132.1	45.296	(3) 96.00	0.241	09:42:45.616
15 -	27.011	116.1	18.156	132.1	45.167	(2) 96.27	0.112	09:43:30.783
16 -	26.924	116.1	18.131	132.1	45.055	(1) 96.51		09:44:15.838
17 -	27.220	111.2	IN PIT		2:30.717	P 28.85	1:45.662	09:46:46.555
18 -	OUTLAP	107.5	19.138	131.3	52.615	82.64	7.560	09:47:39.170
19 -	27.636	114.9	18.446	131.5	46.082	94.36	1.027	09:48:25.252
20 -	27.285	115.5	18.269	131.5	45.554	95.46	0.499	09:49:10.806
21 -	27.141	115.7	18.383	131.3	45.524	95.52	0.469	09:49:56.330

P2		23 Scott MALVERN			Jamun Racing - M12 SJ/Scholar			
LAP		SECTOR 1	SECTOR 2		LAP TIME	MPH	DIFF	TIME OF DAY
1 -	OUTLAP	86.8	23.851	114.1	1:07.951	63.99	22.710	09:30:22.753
2 -	33.309	94.2	21.309	115.3	54.618	79.61	9.377	09:31:17.371
3 -	32.130	105.0	20.160	126.8	52.290	83.16	7.049	09:32:09.661
4 -	29.039	110.3	19.783	127.5	48.822	89.07	3.581	09:32:58.483
5 -	28.826	110.3	18.893	128.5	47.719	91.12	2.478	09:33:46.202
6 -	27.904	112.2	18.796	128.8	46.700	93.11	1.459	09:34:32.902
7 -	27.449	112.9	18.709	129.3	46.158	94.21	0.917	09:35:19.060
8 -	27.454	110.7	18.511	129.3	45.965	94.60	0.724	09:36:05.025
9 -	27.627	93.2	IN PIT		3:28.609	P 20.84	2:43.368	09:39:33.634
10 -	OUTLAP	89.1	19.745	128.5	53.941	80.61	8.700	09:40:27.575
11 -	29.800	112.2	18.623	128.8	48.423	89.80	3.182	09:41:15.998
12 -	27.315	113.1	18.332	129.3	45.647	95.26	0.406	09:42:01.645
13 -	26.966	114.3	18.389	128.8	45.355	95.87	0.114	09:42:47.000
14 -	26.863	114.5	18.378	129.0	45.241	(1) 96.12		09:43:32.241
15 -	26.929	114.1	18.365	129.3	45.294	(2) 96.00	0.053	09:44:17.535
16 -	26.886	114.1	18.425	128.8	45.311	(3) 95.97	0.070	09:45:02.846
17 -	35.488	70.1	19.506	128.8	54.994	79.07	9.753	09:45:57.840
18 -	27.075	113.1	IN PIT		2:04.270	P 34.99	1:19.029	09:48:02.110
19 -	OUTLAP	95.3	19.159	127.5	56.463	77.01	11.222	09:48:58.573
20 -	27.449	112.7	18.556	127.5	46.005	94.52	0.764	09:49:44.578
21 -	27.086	112.4	18.589	127.5	45.675	95.20	0.434	09:50:30.253
22 -	27.155	113.5	18.582	127.3	45.737	95.07	0.496	09:51:15.990

P3		24 Luke WILLIAMS			Jamun Racing - M12 SJ/Scholar			
LAP		SECTOR 1	SECTOR 2		LAP TIME	MPH	DIFF	TIME OF DAY
1 -	OUTLAP	64.9	27.268	66.3	1:13.771	58.94	28.282	09:30:34.846
2 -	40.478	66.7	25.978	86.7	1:06.456	65.43	20.967	09:31:41.302
3 -	34.584	94.7	20.554	125.2	55.138	78.86	9.649	09:32:36.440
4 -	30.353	99.7	19.633	126.3	49.986	86.99	4.497	09:33:26.426
5 -	27.920	111.4	18.780	127.5	46.700	93.11	1.211	09:34:13.126
6 -	30.951	92.8	19.755	127.3	50.706	85.76	5.217	09:35:03.832
7 -	27.812	111.4	18.688	128.8	46.500	93.51	1.011	09:35:50.332
8 -	37.509	78.7	IN PIT		3:47.556	P 19.11	3:02.067	09:39:37.888
9 -	OUTLAP	84.0	21.326	127.0	57.835	75.18	12.346	09:40:35.723
10 -	27.856	112.5	18.677	128.3	46.533	93.45	1.044	09:41:22.256
11 -	27.276	113.7	18.648	129.5	45.924	94.69	0.435	09:42:08.180

Weather / Track : Cloudy / Dry

Brands Hatch Indy
Circuit Length = 1.2079 miles
Start: 09:28 Flag 09:51 End: 09:52

2013 Dunlop MSA Formula Ford Championship GB

QUALIFYING - ROUND 1 - SECTOR ANALYSIS

SECTOR 1 = FL to I1, SECTOR 2 = I1 to FL, DIFF = Difference To Personal Best Lap

12 -	27.228	113.5	18.505	129.3	45.733 (3)	95.08	0.244	09:42:53.913
13 -	27.011	114.1	18.514	129.3	45.525 (2)	95.52	0.036	09:43:39.438
14 -	27.004	113.9	18.484	129.5	45.488 (1)	95.59		09:44:24.926
15 -	27.262	114.5	18.581	129.0	45.843	94.85	0.355	09:45:10.770
16 -	27.181	113.3	IN PIT		5:43.569 P	12.65	4:58.080	09:50:54.339
17 -	OUTLAP	103.0	19.781	128.3	54.946	79.14	9.457	09:51:49.285

P4		34 Camren KAMINSKY			JTR - M13 SJ/Mountune			
LAP	SECTOR 1	SECTOR 2		LAP TIME	MPH	DIFF	TIME OF DAY	
1 -	OUTLAP	56.6	25.285	105.3	1:10.912	61.32	25.369	09:30:19.253
2 -	34.636	83.2	21.380	120.6	56.016	77.63	10.473	09:31:15.269
3 -	31.882	97.9	20.671	129.3	52.553	82.74	7.010	09:32:07.822
4 -	30.248	110.9	21.312	125.4	51.560	84.34	6.017	09:32:59.382
5 -	29.513	103.2	19.577	130.8	49.090	88.58	3.547	09:33:48.472
6 -	28.428	113.5	19.046	131.0	47.474	91.59	1.931	09:34:35.946
7 -	28.184	113.7	18.955	131.8	47.139	92.25	1.596	09:35:23.085
8 -	28.465	112.2	18.794	132.1	47.259	92.01	1.716	09:36:10.344
9 -	30.077	87.6	IN PIT		2:30.429 P	28.90	1:44.886	09:38:40.773
10 -	OUTLAP	95.8	19.926	122.4	57.055	76.21	11.512	09:39:37.828
11 -	30.983	66.7	20.365	131.8	51.348	84.68	5.805	09:40:29.176
12 -	28.867	109.1	18.714	132.3	47.581	91.39	2.038	09:41:16.757
13 -	27.655	114.5	18.394	132.3	46.049	94.43	0.506	09:42:02.806
14 -	27.256	114.7	18.310	132.3	45.566 (3)	95.43	0.023	09:42:48.372
15 -	27.201	115.3	18.342	132.3	45.543 (1)	95.48		09:43:33.915
16 -	27.128	114.9	18.478	132.3	45.606	95.35	0.063	09:44:19.521
17 -	27.171	115.7	18.381	132.8	45.552 (2)	95.46	0.009	09:45:05.073
18 -	27.198	115.3	18.542	131.3	45.740	95.07	0.197	09:45:50.813
19 -	27.202	114.7	18.853	129.0	46.055	94.42	0.512	09:46:36.868
20 -	27.231	115.5	18.522	131.5	45.753	95.04	0.210	09:47:22.621
21 -	27.280	114.7	18.523	131.3	45.803	94.94	0.260	09:48:08.424
22 -	28.316	114.7	18.639	131.3	46.955	92.61	1.412	09:48:55.379
23 -	27.257	114.9	18.426	131.8	45.683	95.19	0.140	09:49:41.062
24 -	27.371	113.3	18.488	131.5	45.859	94.82	0.316	09:50:26.921
25 -	27.406	115.1	18.516	131.3	45.922	94.69	0.379	09:51:12.843

P5		25 S Nico MARANZANA			Jamun Racing - M12 SJ/Scholar			
LAP	SECTOR 1	SECTOR 2		LAP TIME	MPH	DIFF	TIME OF DAY	
1 -	OUTLAP	69.3	27.932	76.1	1:17.747	55.93	32.190	09:30:33.957
2 -	40.198	62.1	25.375	91.1	1:05.573	66.31	20.016	09:31:39.530
3 -	35.027	87.1	20.805	126.6	55.832	77.88	10.275	09:32:35.362
4 -	29.467	109.4	19.708	129.5	49.175	88.43	3.618	09:33:24.537
5 -	28.336	110.0	18.971	130.8	47.307	91.92	1.750	09:34:11.844
6 -	34.258	90.0	20.159	129.3	54.417	79.91	8.860	09:35:06.261
7 -	27.888	110.7	18.823	130.0	46.711	93.09	1.154	09:35:52.972
8 -	37.557	80.3	IN PIT		3:04.980 P	23.50	2:19.423	09:38:57.952
9 -	OUTLAP	107.0	19.371	129.5	55.291	78.64	9.734	09:39:53.243
10 -	27.567	113.3	18.540	131.0	46.107	94.31	0.550	09:40:39.350
11 -	37.931	77.1	20.515	129.3	58.446	74.40	12.889	09:41:37.796
12 -	27.456	114.1	18.456	130.5	45.912	94.71	0.355	09:42:23.708
13 -	27.168	114.7	18.478	130.5	45.646 (2)	95.26	0.089	09:43:09.354
14 -	27.203	113.9	18.353	130.8	45.556 (1)	95.45		09:43:54.910
15 -	27.238	114.3	18.487	130.5	45.725 (3)	95.10	0.168	09:44:40.636
16 -	27.299	113.7	18.456	130.5	45.755	95.04	0.198	09:45:26.391
17 -	27.336	114.1	18.945	129.5	46.281	93.96	0.724	09:46:12.672
18 -	35.190	81.1	19.922	129.5	55.112	78.90	9.555	09:47:07.784
19 -	27.417	113.9	18.674	128.8	46.091	94.34	0.534	09:47:53.875

P6		9 Lassi HALMINEN			Falcon MOTORSPORT - M12 SJ/Scholar			
LAP	SECTOR 1	SECTOR 2		LAP TIME	MPH	DIFF	TIME OF DAY	
1 -				1:01.481	70.73	15.916	09:31:42.381	
2 -				55.091	78.93	9.526	09:32:37.472	
3 -				50.669	85.82	5.104	09:33:28.141	

Weather / Track : Cloudy / Dry

Brands Hatch Indy

Circuit Length = 1.2079 miles

Start: 09:28 Flag 09:51 End: 09:52

2013 Dunlop MSA Formula Ford Championship GB

QUALIFYING - ROUND 1 - SECTOR ANALYSIS

SECTOR 1 = FL to I1, SECTOR 2 = I1 to FL, DIFF = Difference To Personal Best Lap

4 -					48.599	89.47	3.034	09:34:16.740
5 -					49.924	87.10	4.359	09:35:06.664
6 -					48.496	89.66	2.931	09:35:55.160
7 -					4:08.921	17.46	3:23.356	09:40:04.081
8 -					47.547	91.45	1.982	09:40:51.628
9 -					46.688	93.14	1.123	09:41:38.316
10 -					47.673	91.21	2.108	09:42:25.989
11 -					46.181	94.16	0.616	09:43:12.170
12 -					45.998	94.53	0.433	09:43:58.168
13 -					45.828	94.88	0.263	09:44:43.996
14 -					45.700 (3)	95.15	0.135	09:45:29.696
15 -					45.565 (1)	95.43		09:46:15.261
16 -					45.937	94.66	0.372	09:47:01.198
17 -					50.267	86.51	4.702	09:47:51.465
18 -					45.860	94.82	0.295	09:48:37.325
19 -					45.714	95.12	0.149	09:49:23.039
20 -					45.623 (2)	95.31	0.058	09:50:08.662
21 -					46.289	93.94	0.724	09:50:54.951
22 -					45.969	94.59	0.404	09:51:40.920

P7		6 S		Harrison SCOTT		Falcon Motorsport - M13 SJ/Scholar			
LAP		SECTOR 1		SECTOR 2		LAP TIME	MPH	DIFF	TIME OF DAY
1 -	OUTLAP	51.3		27.571	95.4	1:18.903	55.11	33.332	09:30:20.193
2 -		37.870	88.3	22.574	121.1	1:00.444	71.94	14.873	09:31:20.637
3 -		33.405	92.8	21.676	122.6	55.081	78.94	9.510	09:32:15.718
4 -		30.926	105.3	20.052	125.4	50.978	85.30	5.407	09:33:06.696
5 -		29.575	95.0	19.823	126.1	49.398	88.03	3.827	09:33:56.094
6 -		28.520	108.7	19.221	126.6	47.741	91.08	2.170	09:34:43.835
7 -		27.961	110.3	18.923	126.6	46.884	92.75	1.313	09:35:30.719
8 -		27.974	110.3	18.762	126.8	46.736	93.04	1.165	09:36:17.455
9 -		33.710	77.8	IN PIT		2:54.130	P 24.97	2:08.559	09:39:11.585
10 -	OUTLAP	87.3		21.828	124.9	58.373	74.49	12.802	09:40:09.958
11 -		28.577	95.3	19.571	126.6	48.148	90.31	2.577	09:40:58.106
12 -		27.605	111.4	18.641	126.8	46.246	94.03	0.675	09:41:44.352
13 -		27.463	111.8	18.564	126.3	46.027	94.47	0.456	09:42:30.379
14 -		27.204	112.2	18.367	126.8	45.571 (1)	95.42		09:43:15.950
15 -		27.245	111.4	18.600	127.5	45.845 (3)	94.85	0.274	09:44:01.795
16 -		28.163	96.1	19.225	127.5	47.388	91.76	1.817	09:44:49.183
17 -		27.730	111.2	18.746	125.6	46.476	93.56	0.905	09:45:35.660
18 -		27.462	110.7	18.647	125.6	46.109	94.31	0.538	09:46:21.769
19 -		27.095	104.0	19.530	126.1	46.625	93.26	1.054	09:47:08.394
20 -		27.388	111.8	18.561	126.8	45.949	94.63	0.378	09:47:54.343
21 -		27.578	108.4	18.885	126.1	46.463	93.59	0.892	09:48:40.806
22 -		27.341	111.6	18.495	126.1	45.836 (2)	94.87	0.265	09:49:26.642
23 -		27.391	110.1	19.351	124.7	46.742	93.03	1.171	09:50:13.384

P8		17		George BLUNDELL		Enigma Motorsport - M12 SJ/Scholar			
LAP		SECTOR 1		SECTOR 2		LAP TIME	MPH	DIFF	TIME OF DAY
1 -	OUTLAP	72.4		25.854	112.7	1:13.426	59.22	27.571	09:30:23.859
2 -		36.813	90.8	23.923	120.2	1:00.736	71.59	14.881	09:31:24.595
3 -		33.803	92.1	22.482	125.2	56.285	77.26	10.430	09:32:20.880
4 -		34.558	98.2	21.395	115.9	55.953	77.71	10.098	09:33:16.833
5 -		30.653	106.5	19.894	128.0	50.547	86.03	4.692	09:34:07.380
6 -		30.132	108.9	19.699	128.5	49.831	87.26	3.976	09:34:57.211
7 -		29.409	99.4	22.322	128.5	51.731	84.06	5.876	09:35:48.942
8 -		37.196	76.6	IN PIT		2:53.537	P 25.05	2:07.682	09:38:42.479
9 -	OUTLAP	105.5		19.765	128.3	56.957	76.34	11.102	09:39:39.436
10 -		30.630	99.4	20.791	128.0	51.421	84.56	5.566	09:40:30.857
11 -		30.743	104.2	19.142	129.8	49.885	87.17	4.030	09:41:20.742
12 -		28.117	112.5	19.162	121.5	47.279	91.97	1.424	09:42:08.021
13 -		28.381	112.9	18.635	130.5	47.016	92.49	1.161	09:42:55.037
14 -		27.652	114.1	18.580	130.8	46.232	94.06	0.377	09:43:41.269
15 -		27.524	114.1	18.688	126.8	46.212	94.10	0.357	09:44:27.481

Weather / Track : Cloudy / Dry

Brands Hatch Indy
Circuit Length = 1.2079 miles
Start: 09:28 Flag 09:51 End: 09:52

2013 Dunlop MSA Formula Ford Championship GB

QUALIFYING - ROUND 1 - SECTOR ANALYSIS

SECTOR 1 = FL to I1, SECTOR 2 = I1 to FL, DIFF = Difference To Personal Best Lap

16 -	27.482	114.5	18.423	130.8	45.905 (2)	94.73	0.050	09:45:13.386
17 -	27.334	114.1	19.107	129.3	46.441	93.63	0.586	09:45:59.827
18 -	27.412	114.5	18.845	127.5	46.257	94.00	0.402	09:46:46.084
19 -	33.166	64.7	20.841	129.3	54.007	80.51	8.152	09:47:40.091
20 -	27.801	113.9	18.683	129.5	46.484	93.55	0.629	09:48:26.575
21 -	27.511	113.9	18.585	130.0	46.096 (3)	94.33	0.241	09:49:12.671
22 -	27.377	114.3	18.478	130.0	45.855 (1)	94.83		09:49:58.526
23 -	27.419	113.9	18.831	129.3	46.250	94.02	0.395	09:50:44.776
24 -	28.260	110.0	IN PIT		1:15.832 P	57.34	29.977	09:52:00.608

P9 37		Ben ANDERSON (G)			Jamun Racing - M12 SJ/Scholar			
LAP	SECTOR 1	SECTOR 2		LAP TIME	MPH	DIFF	TIME OF DAY	
1 -	OUTLAP	63.1	25.706	110.1	1:12.930	59.62	27.075	09:30:30.343
2 -	37.688	71.4	23.038	126.6	1:00.726	71.61	14.871	09:31:31.069
3 -	33.753	98.2	22.643	127.0	56.396	77.10	10.541	09:32:27.465
4 -	32.714	103.2	21.188	129.5	53.902	80.67	8.047	09:33:21.367
5 -	29.826	110.1	19.654	130.5	49.480	87.88	3.625	09:34:10.847
6 -	29.392	111.4	19.348	130.5	48.740	89.22	2.885	09:34:59.587
7 -	28.797	111.2	19.603	131.0	48.400	89.84	2.545	09:35:47.987
8 -	36.057	84.7	IN PIT		2:57.165 P	24.54	2:11.310	09:38:45.152
9 -	OUTLAP	105.3	19.728	132.1	54.514	79.77	8.659	09:39:39.666
10 -	29.656	83.5	21.018	118.1	50.674	85.81	4.819	09:40:30.340
11 -	29.046	111.6	18.855	131.5	47.901	90.78	2.046	09:41:18.241
12 -	28.049	112.2	18.742	132.1	46.791	92.93	0.936	09:42:05.032
13 -	27.817	113.7	18.704	131.5	46.521	93.47	0.666	09:42:51.553
14 -	27.929	114.1	18.588	132.1	46.517	93.48	0.662	09:43:38.070
15 -	28.718	95.7	18.856	132.1	47.574	91.40	1.719	09:44:25.644
16 -	27.615	114.5	18.464	132.1	46.079 (3)	94.37	0.224	09:45:11.723
17 -	27.890	109.8	IN PIT		1:45.421 P	41.24	59.566	09:46:57.144
18 -	OUTLAP	113.1	18.828	130.8	51.339	84.70	5.484	09:47:48.483
19 -	27.989	113.9	18.534	131.3	46.523	93.47	0.668	09:48:35.006
20 -	27.814	114.1	18.568	131.3	46.382	93.75	0.527	09:49:21.389
21 -	27.627	114.3	18.511	131.3	46.138	94.25	0.283	09:50:07.527
22 -	27.471	114.1	18.384	131.0	45.855 (1)	94.83		09:50:53.382
23 -	27.522	114.7	18.434	130.8	45.956 (2)	94.62	0.101	09:51:39.338

P10 74		James ABBOTT			Radical Motorsport - Sinter LA12/Scholar			
LAP	SECTOR 1	SECTOR 2		LAP TIME	MPH	DIFF	TIME OF DAY	
1 -	OUTLAP	53.9	26.395	108.7	1:15.091	57.91	28.940	09:30:37.596
2 -	33.989	91.3	21.215	124.0	55.204	78.77	9.053	09:31:32.800
3 -	31.105	103.5	20.205	127.0	51.310	84.75	5.159	09:32:24.110
4 -	30.798	105.1	20.117	127.3	50.915	85.40	4.764	09:33:15.025
5 -	29.139	110.5	19.308	129.0	48.447	89.76	2.296	09:34:03.472
6 -	28.541	111.6	19.136	127.8	47.677	91.20	1.526	09:34:51.149
7 -	28.084	111.1	18.911	129.3	46.995	92.53	0.844	09:35:38.144
8 -	32.342	89.9	IN PIT		3:21.007 P	21.63	2:34.856	09:38:59.151
9 -	OUTLAP	93.4	20.259	127.5	56.372	77.14	10.221	09:39:55.523
10 -	28.100	111.2	18.871	129.8	46.971	92.58	0.820	09:40:42.494
11 -	27.839	111.4	18.796	129.3	46.635	93.24	0.484	09:41:29.129
12 -	27.836	110.3	18.781	128.5	46.617	93.28	0.466	09:42:15.746
13 -	27.588	111.4	18.838	128.3	46.426	93.66	0.275	09:43:02.172
14 -	27.602	112.0	18.770	129.0	46.372	93.77	0.221	09:43:48.544
15 -	27.600	112.5	18.609	128.5	46.209 (3)	94.10	0.058	09:44:34.753
16 -	29.127	103.7	19.076	129.5	48.203	90.21	2.052	09:45:22.957
17 -	27.449	112.5	18.820	127.5	46.269	93.98	0.118	09:46:09.226
18 -	27.485	112.5	18.727	126.8	46.212	94.10	0.061	09:46:55.438
19 -	27.445	112.5	18.848	128.3	46.293	93.93	0.142	09:47:41.731
20 -	29.343	84.5	19.757	129.5	49.100	88.56	2.949	09:48:30.831
21 -	27.474	112.5	18.734	128.5	46.208 (2)	94.10	0.057	09:49:17.039
22 -	27.435	111.6	18.716	129.0	46.151 (1)	94.22		09:50:03.190
23 -	28.344	107.2	19.336	127.5	47.680	91.20	1.529	09:50:50.870
24 -	27.692	110.7	18.881	128.0	46.573	93.37	0.422	09:51:37.443

Weather / Track : Cloudy / Dry

Brands Hatch Indy
Circuit Length = 1.2079 miles
Start: 09:28 Flag 09:51 End: 09:52

2013 Dunlop MSA Formula Ford Championship GB

QUALIFYING - ROUND 1 - SECTOR ANALYSIS

SECTOR 1 = FL to I1, SECTOR 2 = I1 to FL, DIFF = Difference To Personal Best Lap

P11		7		Neil WINN		Falcon Motorsport - M13 SJ/Scholar			
LAP	SECTOR 1		SECTOR 2		LAP TIME	MPH	DIFF	TIME OF DAY	
1 -	OUTLAP	58.7	25.275	120.4	1:15.289	57.75	28.978	09:30:18.467	
2 -	33.890	86.5	22.482	122.9	56.372	77.14	10.061	09:31:14.839	
3 -	39.187	53.6	22.466	124.9	1:01.653	70.53	15.342	09:32:16.492	
4 -	31.391	105.0	19.988	126.1	51.379	84.63	5.068	09:33:07.871	
5 -	29.749	107.0	20.318	126.6	50.067	86.85	3.756	09:33:57.938	
6 -	29.371	107.8	19.653	126.6	49.024	88.70	2.713	09:34:46.962	
7 -	2:57.688	74.4	IN PIT		5:11.623	P 13.95	4:25.312	09:39:58.585	
8 -	OUTLAP	66.8	21.906	125.6	1:01.357	70.87	15.046	09:40:59.942	
9 -	29.918	107.3	19.896	126.3	49.814	87.29	3.503	09:41:49.756	
10 -	29.468	108.7	19.545	125.9	49.013	88.72	2.702	09:42:38.769	
11 -	28.932	110.0	19.273	126.6	48.205	90.21	1.894	09:43:26.974	
12 -	28.425	109.4	19.084	127.3	47.509	91.53	1.198	09:44:14.483	
13 -	28.395	110.3	18.955	126.8	47.350	91.83	1.039	09:45:01.833	
14 -	28.104	110.0	21.953	127.0	50.057	86.87	3.746	09:45:51.890	
15 -	28.220	110.5	19.192	126.1	47.412	91.71	1.101	09:46:39.302	
16 -	28.217	108.9	18.948	126.8	47.165	92.19	0.854	09:47:26.467	
17 -	28.264	110.3	18.865	126.6	47.129	92.27	0.818	09:48:13.596	
18 -	27.899	110.7	19.067	127.0	46.966	(3) 92.59	0.655	09:49:00.562	
19 -	27.679	110.7	18.660	126.6	46.339	(2) 93.84	0.028	09:49:46.901	
20 -	27.589	110.0	18.722	124.9	46.311	(1) 93.90		09:50:33.212	

P12		5		Andrew RICHARDSON		Richardson Racing - M12 SJ/Scholar			
LAP	SECTOR 1		SECTOR 2		LAP TIME	MPH	DIFF	TIME OF DAY	
1 -					1:04.972	66.93	17.638	09:35:09.869	
2 -					59.446	73.15	12.112	09:36:09.315	
3 -					3:37.251	20.01	2:49.917	09:39:46.566	
4 -					52.156	83.37	4.822	09:40:38.722	
5 -					52.467	82.88	5.133	09:41:31.189	
6 -					49.948	87.06	2.614	09:42:21.137	
7 -					49.804	87.31	2.470	09:43:10.941	
8 -					49.511	87.83	2.177	09:44:00.452	
9 -					48.634	89.41	1.300	09:44:49.086	
10 -					48.483	89.69	1.149	09:45:37.569	
11 -					48.030	90.53	0.696	09:46:25.599	
12 -					47.599	(3) 91.35	0.265	09:47:13.198	
13 -					47.614	91.33	0.280	09:48:00.812	
14 -					47.693	91.17	0.359	09:48:48.505	
15 -					47.634	91.29	0.300	09:49:36.139	
16 -					47.552	(2) 91.44	0.218	09:50:23.691	
17 -					47.334	(1) 91.87		09:51:11.025	

2013 Dunlop MSA Formula Ford Championship GB

QUALIFYING - ROUND 1 - BEST SPEEDS

POS	SECTOR 1			SECTOR 2			FINISH LINE		
	NO	NAME	MPH	NO	NAME	MPH	NO	NAME	MPH
1	1	Dan CAMMISH	116.3				34	Camren KAMINSKY	132.8
2	34	Camren KAMINSKY	115.7				1	Dan CAMMISH	132.6
3	37	Ben ANDERSON (G)	114.7				37	Ben ANDERSON (G)	132.1
4	25	Nico MARANZANA	114.7				25	Nico MARANZANA	131.0
5	17	George BLUNDELL	114.5				17	George BLUNDELL	130.8
6	23	Scott MALVERN	114.5				74	James ABBOTT	129.8
7	24	Luke WILLIAMS	114.5				24	Luke WILLIAMS	129.5
8	74	James ABBOTT	112.5				23	Scott MALVERN	129.3
9	6	Harrison SCOTT	112.2				6	Harrison SCOTT	127.5
10	7	Neil WINN	110.7				7	Neil WINN	127.3
11									
12									

Weather / Track : Cloudy / Dry

Results can be found at www.tsl-timing.com

Brands Hatch Indy
Circuit Length = 1.2079 miles
Start: 09:28 Flag 09:51 End: 09:52

Printed - 09:53 Saturday, 30 March 2013

2013 Dunlop MSA Formula Ford Championship GB

QUALIFYING - ROUND 1 - BEST SECTORS

SECTOR 1			SECTOR 2			IDEAL / BEST COMPARISON						
POS	NO	NAME	TIME	NO	NAME	TIME	POS	NO	NAME	IDEAL	BEST	DIFF
1	23	MALVERN	26.863	1	CAMMISH	18.131			PERFECT LAP	44.994		
2	1	CAMMISH	26.924	34	KAMINSKY	18.310	1	1	CAMMISH	45.055	45.055	0.000
3	24	WILLIAMS	27.004	23	MALVERN	18.332	2	23	MALVERN	45.195	45.241	0.046
4	6	SCOTT	27.095	25	MARANZANA	18.353	3	34	KAMINSKY	45.438	45.543	0.105
5	34	KAMINSKY	27.128	6	SCOTT	18.367	4	6	SCOTT	45.462	45.571	0.109
6	25	MARANZANA	27.168	37	ANDERSON (G)	18.384	5	24	WILLIAMS	45.488	45.488	0.000
7	17	BLUNDELL	27.334	17	BLUNDELL	18.423	6	25	MARANZANA	45.521	45.556	0.035
8	74	ABBOTT	27.435	24	WILLIAMS	18.484	7	17	BLUNDELL	45.757	45.855	0.098
9	37	ANDERSON (G)	27.471	74	ABBOTT	18.609	8	37	ANDERSON (G)	45.855	45.855	0.000
10	7	WINN	27.589	7	WINN	18.660	9	74	ABBOTT	46.044	46.151	0.106
11							10	7	WINN	46.249	46.311	0.062
12												


Weather / Track : Cloudy / Dry

Results can be found at www.tsl-timing.com

Brands Hatch Indy
 Circuit Length = 1.2079 miles
 Start: 09:28 Flag 09:51 End: 09:52

Printed - 10:25 Saturday, 30 March 2013

2013 Dunlop MSA Formula Ford Championship GB
ROUND 1 - GRID


ROW 6	46.311 7 Neil WINN	47.334 5 Andrew RICHARDSON
ROW 5	45.855 37 Ben ANDERSON (G)	46.151 74 James ABBOTT
ROW 4	45.571 6 Harrison SCOTT	45.855 17 George BLUNDELL
ROW 3	45.556 25 Nico MARANZANA	45.565 9 Lassi HALMINEN
ROW 2	45.488 24 Luke WILLIAMS	45.543 34 Camren KAMINSKY
ROW 1	45.055 1 Dan CAMMISH	45.241 23 Scott MALVERN
Pole		
		

Brands Hatch Indy
 Circuit Length = 1.2079 miles

These results are provisional until the conclusion of any judicial and technical matters.

Clerk Of Course :		Timekeeper :
-------------------	--	--------------

2013 Dunlop MSA Formula Ford Championship GB
ROUND 2 - GRID


ROW 6	46.339 7 Neil WINN	47.552 5 Andrew RICHARDSON
ROW 5	45.956 37 Ben ANDERSON (G)	46.208 74 James ABBOTT
ROW 4	45.836 6 Harrison SCOTT	45.905 17 George BLUNDELL
ROW 3	45.623 9 Lassi HALMINEN	45.646 25 Nico MARANZANA
ROW 2	45.525 24 Luke WILLIAMS	45.552 34 Camren KAMINSKY
ROW 1	45.167 1 Dan CAMMISH	45.294 23 Scott MALVERN
Pole		
		

Brands Hatch Indy
 Circuit Length = 1.2079 miles

These results are provisional until the conclusion of any judicial and technical matters.

Clerk Of Course :		Timekeeper :
-------------------	--	--------------

2013 Dunlop MSA Formula Ford Championship GB
ROUND 3 - GRID

ROW 6	46.966 7 Neil WINN	47.599 5 Andrew RICHARDSON
ROW 5	46.096 17 George BLUNDELL	46.209 74 James ABBOTT
ROW 4	45.845 6 Harrison SCOTT	46.079 37 Ben ANDERSON (G)
ROW 3	45.725 25 Nico MARANZANA	45.733 24 Luke WILLIAMS
ROW 2	45.566 34 Camren KAMINSKY	45.700 9 Lassi HALMINEN
ROW 1	45.296 1 Dan CAMMISH	45.311 23 Scott MALVERN
Pole		
		

Brands Hatch Indy
 Circuit Length = 1.2079 miles

These results are provisional until the conclusion of any judicial and technical matters.

Clerk Of Course :		Timekeeper :
-------------------	--	--------------



2013 Dunlop MSA Formula Ford Championship GB

ROUND 1 - CLASSIFICATION



RACINGLINE

POS	NO	CL	PIC NAME	NAT	ENTRY	LAPS	TIME	GAP	DIFF	MPH	BEST	ON
1	1		1 Dan CAMMISH	GBR	JTR - M13 SJ/Mountune	26	20:16.540			92.93	45.722	4
2	34		2 Camren KAMINSKY	USA	JTR - M13 SJ/Mountune	26	20:17.401	0.861	0.861	92.87	45.756	7
3	17		3 George BLUNDELL	GBR	Enigma Motorsport - M12 SJ/Scholar	26	20:27.857	11.316	10.455	92.08	45.858	6
4	9		4 Lassi HALMINEN	FIN	Falcon MOTORSPORT - M12 SJ/Scholar	26	20:28.809	12.269	0.952	92.01	45.966	7
5	24		5 Luke WILLIAMS	GBR	Jamun Racing - M12 SJ/Scholar	26	20:30.161	13.621	1.352	91.90	45.768	6
6	25	S	1 Nico MARANZANA	ARG	Jamun Racing - M12 SJ/Scholar	26	20:30.889	14.349	0.728	91.85	46.035	6
7	37		6 Ben ANDERSON (G)	GBR	Jamun Racing - M12 SJ/Scholar	26	20:31.583	15.043	0.694	91.80	46.258	13
8	74		7 James ABBOTT	GBR	Radical Motorsport - Sinter LA12/Scholar	26	20:34.344	17.804	2.761	91.59	46.334	6
9	6	S	2 Harrison SCOTT	GBR	Falcon Motorsport - M13 SJ/Scholar	26	20:56.323	39.783	21.979	89.99	46.511	8
10	5		8 Andrew RICHARDSON	GBR	Richardson Racing - M12 SJ/Scholar	26	21:03.743	47.203	7.420	89.46	47.104	13
11	7		9 Neil WINN	GBR	Falcon Motorsport - M13 SJ/Scholar	26	21:05.469	48.929	1.726	89.34	46.905	9

NOT CLASSIFIED

DNF	23		Scott MALVERN	GBR	Jamun Racing - M12 SJ/Scholar	14	10:59.310	12 Laps	12 Laps	92.33	45.840	5
-----	----	--	---------------	-----	-------------------------------	----	-----------	---------	---------	-------	--------	---

FASTEST LAP

1			Dan CAMMISH	GBR	JTR - M13 SJ/Mountune	4	45.722			95.10 mph	153.06 kph	
25	S		Nico MARANZANA	ARG	Jamun Racing - M12 SJ/Scholar	6	46.035			94.46 mph	152.02 kph	

Weather / Track : Cloudy / Dry

These results are provisional until the conclusion of any judicial and technical matters.

Brands Hatch Indy

Circuit Length = 1.2079 miles

Start: 14:44 Flag 15:04 End: 15:05

Clerk Of Course :	Timekeeper :
-------------------	--------------

2013 Dunlop MSA Formula Ford Championship GB

ROUND 1 - SECTOR ANALYSIS

SECTOR 1 = FL to I1, SECTOR 2 = I1 to FL, DIFF = Difference To Personal Best Lap

P1		1 Dan CAMMISH			JTR - M13 SJ/Mountune			
LAP	SECTOR 1		SECTOR 2		LAP TIME	MPH	DIFF	TIME OF DAY
1 -	30.883	113.1	19.077	130.8	52.221	83.27	6.499	14:44:59.142
2 -	28.079	112.0	18.701	131.8	46.780	92.95	1.058	14:45:45.922
3 -	27.577	114.5	18.427	132.1	46.004	94.52	0.282	14:46:31.926
4 -	27.381	114.7	18.341	132.1	45.722 (1)	95.10		14:47:17.648
5 -	27.432	114.1	18.387	131.8	45.819	94.90	0.097	14:48:03.467
6 -	27.413	115.1	18.349	131.8	45.762	95.02	0.040	14:48:49.229
7 -	27.358	114.9	18.364	131.5	45.722 (1)	95.10		14:49:34.951
8 -	27.437	115.1	18.286	132.1	45.723 (3)	95.10	0.001	14:50:20.674
9 -	27.516	114.9	18.495	131.8	46.011	94.51	0.289	14:51:06.685
10 -	27.619	115.1	18.551	131.5	46.170	94.18	0.448	14:51:52.855
11 -	27.793	114.7	18.493	131.3	46.286	93.95	0.564	14:52:39.141
12 -	27.734	114.3	18.489	131.8	46.223	94.07	0.501	14:53:25.364
13 -	27.726	114.7	18.531	131.5	46.257	94.00	0.535	14:54:11.621
14 -	27.951	113.5	18.590	131.8	46.541	93.43	0.819	14:54:58.162
15 -	27.885	112.9	18.716	131.8	46.601	93.31	0.879	14:55:44.763
16 -	27.452	114.9	18.368	131.8	45.820	94.90	0.098	14:56:30.583
17 -	28.515	107.0	18.835	130.3	47.350	91.83	1.628	14:57:17.933
18 -	28.346	113.1	19.108	130.0	47.454	91.63	1.732	14:58:05.387
19 -	28.597	111.4	18.983	130.3	47.580	91.39	1.858	14:58:52.967
20 -	28.639	112.2	18.707	131.3	47.346	91.84	1.624	14:59:40.313
21 -	27.745	113.9	18.574	131.3	46.319	93.88	0.597	15:00:26.632
22 -	28.100	112.9	18.863	131.0	46.963	92.59	1.241	15:01:13.595
23 -	28.524	113.3	18.816	131.5	47.340	91.85	1.618	15:02:00.935
24 -	28.423	113.5	18.837	132.1	47.260	92.01	1.538	15:02:48.195
25 -	28.503	112.0	18.835	131.8	47.338	91.86	1.616	15:03:35.533
26 -	28.922	112.5	19.006	129.5	47.928	90.73	2.206	15:04:23.461

P2		34 Camren KAMINSKY			JTR - M13 SJ/Mountune			
LAP	SECTOR 1		SECTOR 2		LAP TIME	MPH	DIFF	TIME OF DAY
1 -	32.365	108.9	19.464	131.8	56.139	77.46	10.383	14:45:03.060
2 -	28.691	111.2	18.997	132.6	47.688	91.18	1.932	14:45:50.748
3 -	27.978	113.1	18.774	132.3	46.752	93.01	0.996	14:46:37.500
4 -	28.173	114.3	18.739	131.8	46.912	92.69	1.156	14:47:24.412
5 -	27.902	114.3	18.419	132.6	46.321	93.87	0.565	14:48:10.733
6 -	27.455	113.5	18.364	132.8	45.819 (3)	94.90	0.063	14:48:56.552
7 -	27.444	114.1	18.312	132.8	45.756 (1)	95.03		14:49:42.308
8 -	27.771	113.9	18.449	132.8	46.220	94.08	0.464	14:50:28.528
9 -	27.491	114.9	18.276	133.1	45.767 (2)	95.01	0.011	14:51:14.295
10 -	27.736	114.9	18.484	132.6	46.220	94.08	0.464	14:52:00.515
11 -	27.559	114.7	18.523	133.4	46.082	94.36	0.326	14:52:46.597
12 -	27.766	113.3	18.631	133.4	46.397	93.72	0.641	14:53:32.994
13 -	27.622	114.5	18.469	132.6	46.091	94.34	0.335	14:54:19.086
14 -	27.818	109.4	18.762	131.8	46.580	93.35	0.824	14:55:05.666
15 -	27.904	113.1	18.472	131.8	46.376	93.76	0.620	14:55:52.042
16 -	27.681	113.9	18.564	131.3	46.245	94.03	0.489	14:56:38.287
17 -	27.812	114.3	18.497	130.8	46.309	93.90	0.553	14:57:24.596
18 -	27.824	113.7	18.479	131.0	46.303	93.91	0.547	14:58:10.899
19 -	27.842	113.9	18.734	130.8	46.576	93.36	0.820	14:58:57.475
20 -	27.863	113.5	18.646	130.8	46.509	93.50	0.753	14:59:43.984
21 -	27.959	113.5	18.556	131.5	46.515	93.48	0.759	15:00:30.499
22 -	27.718	113.3	18.590	131.5	46.308	93.90	0.552	15:01:16.807
23 -	27.818	113.3	18.638	132.3	46.456	93.60	0.700	15:02:03.263
24 -	27.956	113.3	18.554	131.8	46.510	93.49	0.754	15:02:49.773
25 -	28.314	113.9	18.492	132.6	46.806	92.90	1.050	15:03:36.579
26 -	28.800	113.7	18.943	131.5	47.743	91.08	1.987	15:04:24.322

P3		17 George BLUNDELL			Enigma Motorsport - M12 SJ/Scholar			
LAP	SECTOR 1		SECTOR 2		LAP TIME	MPH	DIFF	TIME OF DAY
1 -	31.333	109.2	19.462	129.8	55.749	78.00	9.891	14:45:02.670
2 -	28.741	107.0	19.063	129.8	47.804	90.96	1.946	14:45:50.474

Weather / Track : Cloudy / Dry

Brands Hatch Indy
Circuit Length = 1.2079 miles
Start: 14:44 Flag 15:04 End: 15:05

2013 Dunlop MSA Formula Ford Championship GB

ROUND 1 - SECTOR ANALYSIS

SECTOR 1 = FL to I1, SECTOR 2 = I1 to FL, DIFF = Difference To Personal Best Lap

3 -	27.986	110.0	18.892	128.8	46.878	92.76	1.020	14:46:37.352
4 -	27.955	113.1	18.539	130.0	46.494	93.52	0.636	14:47:23.846
5 -	27.639	113.7	18.387	130.5	46.026 (2)	94.48	0.168	14:48:09.873
6 -	27.439	113.3	18.419	130.5	45.858 (1)	94.82		14:48:55.731
7 -	27.524	108.5	18.616	130.3	46.140	94.24	0.282	14:49:41.871
8 -	27.521	113.3	18.525	130.8	46.046 (3)	94.44	0.188	14:50:27.917
9 -	27.665	113.3	18.453	131.0	46.118	94.29	0.260	14:51:14.035
10 -	27.716	114.1	18.464	130.5	46.180	94.16	0.322	14:52:00.216
11 -	27.619	113.3	18.503	131.0	46.122	94.28	0.264	14:52:46.338
12 -	27.820	112.7	18.744	131.0	46.564	93.38	0.706	14:53:32.902
13 -	28.678	112.9	18.773	130.0	47.451	91.64	1.593	14:54:20.353
14 -	27.555	113.3	18.648	131.5	46.203	94.11	0.345	14:55:06.556
15 -	28.404	106.5	19.087	130.5	47.491	91.56	1.633	14:55:54.047
16 -	27.720	113.7	18.613	130.5	46.333	93.85	0.475	14:56:40.380
17 -	27.614	114.1	18.724	130.0	46.338	93.84	0.480	14:57:26.718
18 -	27.795	113.7	18.655	130.0	46.450	93.61	0.592	14:58:13.168
19 -	27.703	113.5	18.614	130.8	46.317	93.88	0.459	14:58:59.485
20 -	27.922	113.3	18.659	130.8	46.581	93.35	0.723	14:59:46.066
21 -	27.954	112.9	19.238	126.6	47.192	92.14	1.334	15:00:33.258
22 -	28.366	112.5	19.898	128.0	48.265	90.09	2.407	15:01:21.523
23 -	28.991	108.4	19.749	128.3	48.740	89.21	2.882	15:02:10.264
24 -	28.805	110.3	18.810	129.8	47.615	91.32	1.757	15:02:57.879
25 -	28.834	112.2	19.066	130.3	47.900	90.78	2.042	15:03:45.779
26 -	29.413	109.6	19.585	127.0	48.998	88.75	3.140	15:04:34.777

P4	9	Lassi HALMINEN			Falcon MOTORSPORT - M12 SJ/Scholar			
LAP	SECTOR 1		SECTOR 2		LAP TIME	MPH	DIFF	TIME OF DAY

1 -	31.362	104.6	19.535	127.5	55.215	78.75	9.249	14:45:02.136
2 -	28.996	106.5	18.941	128.5	47.937	90.71	1.971	14:45:50.073
3 -	28.131	109.1	24.090	107.3	52.221	83.27	6.255	14:46:42.294
4 -	29.263	108.2	18.792	128.5	48.055	90.49	2.089	14:47:30.349
5 -	27.838	110.0	18.598	128.5	46.436	93.64	0.470	14:48:16.785
6 -	27.720	110.3	18.671	129.5	46.391	93.73	0.425	14:49:03.176
7 -	27.365	110.7	18.601	128.0	45.966 (1)	94.60		14:49:49.142
8 -	27.448	109.4	18.642	128.3	46.090 (2)	94.35	0.124	14:50:35.232
9 -	27.567	109.1	18.640	128.5	46.207	94.11	0.241	14:51:21.439
10 -	27.787	109.8	18.567	127.0	46.354	93.81	0.388	14:52:07.793
11 -	27.395	108.9	18.736	127.5	46.131 (3)	94.26	0.165	14:52:53.924
12 -	27.503	110.1	18.705	128.3	46.208	94.10	0.242	14:53:40.132
13 -	27.589	108.9	18.763	128.5	46.352	93.81	0.386	14:54:26.484
14 -	27.624	108.9	18.793	128.3	46.417	93.68	0.451	14:55:12.901
15 -	27.677	109.2	18.627	128.0	46.304	93.91	0.338	14:55:59.205
16 -	27.524	110.7	18.712	128.3	46.236	94.05	0.270	14:56:45.441
17 -	27.730	109.6	18.731	128.0	46.461	93.59	0.495	14:57:31.902
18 -	27.722	110.0	18.764	128.8	46.486	93.54	0.520	14:58:18.388
19 -	28.242	110.0	18.695	129.0	46.937	92.64	0.971	14:59:05.325
20 -	28.293	101.3	18.779	127.5	47.072	92.38	1.106	14:59:52.397
21 -	27.720	109.1	18.852	128.0	46.572	93.37	0.606	15:00:38.969
22 -	27.728	109.4	18.741	128.8	46.469	93.58	0.503	15:01:25.438
23 -	28.076	110.1	18.869	129.0	46.945	92.63	0.979	15:02:12.383
24 -	28.381	109.6	18.626	129.3	47.007	92.50	1.041	15:02:59.390
25 -	28.796	109.6	18.896	128.0	47.692	91.18	1.726	15:03:47.082
26 -	29.183	108.2	19.465	127.5	48.648	89.38	2.682	15:04:35.730

P5	24	Luke WILLIAMS			Jamun Racing - M12 SJ/Scholar			
LAP	SECTOR 1		SECTOR 2		LAP TIME	MPH	DIFF	TIME OF DAY

1 -	30.550	109.1	19.082	126.1	52.751	82.43	6.983	14:44:59.672
2 -	28.135	109.8	18.698	126.8	46.833	92.85	1.065	14:45:46.505
3 -	27.761	110.7	18.688	126.6	46.449	93.62	0.681	14:46:32.954
4 -	27.448	110.9	18.556	126.3	46.004 (3)	94.52	0.236	14:47:18.958
5 -	27.311	111.6	18.626	126.6	45.937 (2)	94.66	0.169	14:48:04.895
6 -	27.212	111.6	18.556	126.6	45.768 (1)	95.01		14:48:50.663
7 -	27.235	111.1	18.785	126.6	46.020	94.49	0.252	14:49:36.683

Weather / Track : Cloudy / Dry

Brands Hatch Indy

Circuit Length = 1.2079 miles

Start: 14:44 Flag 15:04 End: 15:05

2013 Dunlop MSA Formula Ford Championship GB

ROUND 1 - SECTOR ANALYSIS

SECTOR 1 = FL to I1, SECTOR 2 = I1 to FL, DIFF = Difference To Personal Best Lap

8 -	27.269	111.1	18.752	126.3	46.021	94.49	0.253	14:50:22.704
9 -	27.456	111.2	18.660	126.3	46.116	94.29	0.348	14:51:08.820
10 -	27.564	110.9	18.677	126.1	46.241	94.04	0.473	14:51:55.061
11 -	27.459	110.5	18.857	126.1	46.316	93.88	0.548	14:52:41.377
12 -	27.619	109.4	19.013	126.6	46.632	93.25	0.864	14:53:28.009
13 -	27.896	110.5	18.880	125.9	46.776	92.96	1.008	14:54:14.785
14 -	27.720	110.3	19.222	125.6	46.942	92.63	1.174	14:55:01.727
15 -	27.787	109.8	19.019	125.9	46.806	92.90	1.038	14:55:48.533
16 -	27.859	110.0	19.404	125.4	47.263	92.00	1.495	14:56:35.796
17 -	28.061	110.1	19.163	124.2	47.224	92.08	1.456	14:57:23.020
18 -	27.912	109.6	19.214	124.9	47.126	92.27	1.358	14:58:10.146
19 -	28.174	109.4	19.404	125.4	47.578	91.39	1.810	14:58:57.724
20 -	28.568	107.7	19.310	125.4	47.878	90.82	2.110	14:59:45.602
21 -	28.112	109.4	19.420	126.3	47.532	91.48	1.764	15:00:33.134
22 -	28.431	108.7	19.867	126.6	48.298	90.03	2.530	15:01:21.432
23 -	28.944	109.8	19.659	125.4	48.603	89.47	2.835	15:02:10.035
24 -	29.275	108.9	19.573	126.6	48.848	89.02	3.080	15:02:58.883
25 -	29.287	107.2	19.575	126.8	48.862	88.99	3.094	15:03:47.745
26 -	29.685	108.5	19.652	125.9	49.337	88.14	3.569	15:04:37.082

P6		25 S		Nico MARANZANA		Jamun Racing - M12 SJ/Scholar		
LAP	SECTOR 1		SECTOR 2		LAP TIME	MPH	DIFF	TIME OF DAY
1 -	32.648	106.6	19.580	129.5	56.763	76.60	10.728	14:45:03.684
2 -	28.649	111.1	18.990	130.0	47.639	91.28	1.604	14:45:51.323
3 -	27.967	110.1	18.877	130.5	46.844	92.83	0.809	14:46:38.167
4 -	27.922	112.2	18.686	129.3	46.608	93.30	0.573	14:47:24.775
5 -	27.986	113.3	18.593	130.3	46.579	93.35	0.544	14:48:11.354
6 -	27.485	113.9	18.550	130.8	46.035 (1)	94.46		14:48:57.389
7 -	27.483	113.5	18.630	130.5	46.113	94.30	0.078	14:49:43.502
8 -	27.481	113.5	18.588	130.5	46.069	94.39	0.034	14:50:29.571
9 -	27.443	113.1	18.615	130.3	46.058 (2)	94.41	0.023	14:51:15.629
10 -	27.535	113.3	18.524	130.0	46.059 (3)	94.41	0.024	14:52:01.688
11 -	27.615	113.3	18.712	129.8	46.327	93.86	0.292	14:52:48.015
12 -	27.589	113.1	18.804	130.8	46.393	93.73	0.358	14:53:34.408
13 -	27.793	113.9	18.688	129.8	46.481	93.55	0.446	14:54:20.889
14 -	27.866	113.1	18.731	130.0	46.597	93.32	0.562	14:55:07.486
15 -	27.964	112.5	18.898	130.8	46.862	92.79	0.827	14:55:54.348
16 -	27.869	113.7	18.827	130.0	46.696	93.12	0.661	14:56:41.045
17 -	27.870	113.3	18.861	129.0	46.731	93.05	0.696	14:57:27.776
18 -	28.083	112.5	19.012	128.8	47.095	92.33	1.060	14:58:14.871
19 -	27.996	112.2	19.041	129.3	47.037	92.45	1.002	14:59:01.908
20 -	28.337	111.2	19.060	128.5	47.397	91.74	1.362	14:59:49.305
21 -	28.547	112.5	19.043	129.5	47.590	91.37	1.555	15:00:36.895
22 -	28.064	112.0	19.056	129.0	47.120	92.28	1.085	15:01:24.015
23 -	28.171	113.3	19.066	130.0	47.237	92.05	1.202	15:02:11.252
24 -	28.492	110.7	19.198	129.8	47.690	91.18	1.655	15:02:58.942
25 -	29.862	107.3	19.802	129.8	49.664	87.55	3.629	15:03:48.607
26 -	29.509	108.7	19.694	129.3	49.203	88.38	3.168	15:04:37.810

P7		37		Ben ANDERSON (G)		Jamun Racing - M12 SJ/Scholar		
LAP	SECTOR 1		SECTOR 2		LAP TIME	MPH	DIFF	TIME OF DAY
1 -	32.295	107.8	19.807	130.5	57.628	75.45	11.370	14:45:04.549
2 -	28.821	111.4	19.177	131.8	47.998	90.59	1.740	14:45:52.547
3 -	28.144	112.5	18.963	132.1	47.107	92.31	0.849	14:46:39.654
4 -	28.014	112.4	18.766	131.5	46.780	92.95	0.522	14:47:26.434
5 -	27.816	112.7	19.031	131.5	46.847	92.82	0.589	14:48:13.281
6 -	28.012	110.0	18.630	131.8	46.642	93.23	0.384	14:48:59.923
7 -	27.718	112.5	18.677	131.5	46.395	93.73	0.137	14:49:46.318
8 -	27.729	112.7	18.659	132.1	46.388	93.74	0.130	14:50:32.706
9 -	28.223	113.9	18.665	131.5	46.888	92.74	0.630	14:51:19.594
10 -	27.617	113.3	18.650	131.5	46.267 (2)	93.98	0.009	14:52:05.861
11 -	27.924	113.1	18.581	132.3	46.505	93.50	0.247	14:52:52.366
12 -	28.120	113.3	18.662	132.1	46.782	92.95	0.524	14:53:39.148

Weather / Track : Cloudy / Dry

Brands Hatch Indy
Circuit Length = 1.2079 miles
Start: 14:44 Flag 15:04 End: 15:05

2013 Dunlop MSA Formula Ford Championship GB

ROUND 1 - SECTOR ANALYSIS

SECTOR 1 = FL to I1, SECTOR 2 = I1 to FL, DIFF = Difference To Personal Best Lap

LAP	SECTOR 1	SECTOR 2	LAP TIME	MPH	DIFF	TIME OF DAY		
13 -	27.544	113.3	18.714	131.5	46.258 (1)	94.00	14:54:25.406	
14 -	27.806	113.3	18.667	131.5	46.473	93.57	0.215	14:55:11.879
15 -	27.840	112.5	18.537	132.1	46.377 (3)	93.76	0.119	14:55:58.256
16 -	27.858	113.1	18.536	131.8	46.394	93.73	0.136	14:56:44.650
17 -	28.024	113.1	18.663	130.8	46.687	93.14	0.429	14:57:31.337
18 -	27.965	112.7	18.719	131.8	46.684	93.14	0.426	14:58:18.021
19 -	28.271	112.4	18.750	130.8	47.021	92.48	0.763	14:59:05.042
20 -	27.812	112.2	18.662	131.3	46.474	93.57	0.216	14:59:51.516
21 -	27.992	113.3	18.801	131.3	46.793	92.93	0.535	15:00:38.309
22 -	27.930	113.5	18.749	132.6	46.679	93.15	0.421	15:01:24.988
23 -	28.749	111.8	19.025	133.4	47.774	91.02	1.516	15:02:12.762
24 -	28.976	108.0	19.337	132.3	48.313	90.00	2.055	15:03:01.075
25 -	29.644	113.3	19.433	132.1	49.077	88.60	2.819	15:03:50.153
26 -	29.061	110.9	19.290	132.3	48.351	89.93	2.093	15:04:38.504

P8		74		James ABBOTT		Radical Motorsport - Sinter LA12/Scholar		
LAP	SECTOR 1		SECTOR 2		LAP TIME	MPH	DIFF	TIME OF DAY
1 -	32.213	106.0	19.713	128.8	57.094	76.16	10.760	14:45:04.015
2 -	28.746	109.8	19.082	129.5	47.828	90.92	1.494	14:45:51.843
3 -	27.932	110.7	18.976	129.5	46.908	92.70	0.574	14:46:38.751
4 -	27.837	111.8	18.837	128.8	46.674	93.16	0.340	14:47:25.425
5 -	27.954	111.8	18.830	129.3	46.784	92.95	0.450	14:48:12.209
6 -	27.589	112.0	18.745	129.5	46.334 (1)	93.85		14:48:58.543
7 -	27.723	110.5	18.826	129.5	46.549	93.41	0.215	14:49:45.092
8 -	27.503	112.4	18.854	128.8	46.357 (2)	93.80	0.023	14:50:31.449
9 -	27.676	111.6	18.878	128.8	46.554	93.40	0.220	14:51:18.003
10 -	27.676	111.2	19.058	128.8	46.734	93.05	0.400	14:52:04.737
11 -	27.698	110.5	18.871	128.8	46.569	93.37	0.235	14:52:51.306
12 -	27.656	111.8	18.911	129.0	46.567	93.38	0.233	14:53:37.873
13 -	27.582	111.6	18.815	129.5	46.397 (3)	93.72	0.063	14:54:24.270
14 -	27.546	111.8	18.989	128.5	46.535	93.44	0.201	14:55:10.806
15 -	27.841	110.3	18.874	129.5	46.715	93.08	0.381	14:55:57.521
16 -	27.650	111.2	18.859	129.3	46.509	93.50	0.175	14:56:44.030
17 -	27.827	112.9	18.922	128.0	46.749	93.02	0.415	14:57:30.779
18 -	27.754	111.6	18.865	128.5	46.619	93.27	0.285	14:58:17.398
19 -	27.722	110.9	18.981	127.8	46.703	93.11	0.369	14:59:04.101
20 -	27.752	111.8	18.844	128.8	46.596	93.32	0.262	14:59:50.697
21 -	27.883	110.9	19.013	128.3	46.896	92.72	0.562	15:00:37.593
22 -	28.105	109.8	19.058	129.8	47.163	92.20	0.829	15:01:24.756
23 -	28.435	111.2	19.039	130.3	47.474	91.59	1.140	15:02:12.231
24 -	29.292	107.0	19.521	130.0	48.813	89.08	2.479	15:03:01.044
25 -	29.641	108.0	20.847	129.0	50.488	86.13	4.154	15:03:51.532
26 -	29.877	105.8	19.856	127.5	49.733	87.43	3.399	15:04:41.265

P9		6 S		Harrison SCOTT		Falcon Motorsport - M13 SJ/Scholar		
LAP	SECTOR 1		SECTOR 2		LAP TIME	MPH	DIFF	TIME OF DAY
1 -	33.755	105.8	20.009	125.9	58.875	73.86	12.364	14:45:05.796
2 -	29.080	107.8	19.402	126.6	48.482	89.69	1.971	14:45:54.278
3 -	28.467	108.9	19.256	126.1	47.723	91.12	1.212	14:46:42.001
4 -	28.349	109.6	18.995	126.6	47.344	91.85	0.833	14:47:29.345
5 -	28.007	109.8	18.838	126.1	46.845 (3)	92.82	0.334	14:48:16.190
6 -	27.999	110.1	18.947	126.8	46.946	92.62	0.435	14:49:03.136
7 -	28.213	110.9	18.824	126.8	47.037	92.45	0.526	14:49:50.173
8 -	27.735	109.8	18.776	126.8	46.511 (1)	93.49		14:50:36.684
9 -	27.839	110.5	18.828	126.6	46.667 (2)	93.18	0.156	14:51:23.351
10 -	28.393	109.1	19.065	126.1	47.458	91.63	0.947	14:52:10.809
11 -	28.296	109.8	18.991	126.1	47.287	91.96	0.776	14:52:58.096
12 -	28.158	109.6	19.067	125.9	47.225	92.08	0.714	14:53:45.321
13 -	28.121	110.3	18.954	125.6	47.075	92.37	0.564	14:54:32.396
14 -	28.032	109.2	19.273	125.2	47.305	91.92	0.794	14:55:19.701
15 -	28.569	108.2	19.330	125.9	47.899	90.78	1.388	14:56:07.600
16 -	28.321	110.0	19.324	125.4	47.645	91.27	1.134	14:56:55.245
17 -	28.171	109.8	19.181	124.5	47.352	91.83	0.841	14:57:42.597

Weather / Track : Cloudy / Dry

Brands Hatch Indy
Circuit Length = 1.2079 miles
Start: 14:44 Flag 15:04 End: 15:05

2013 Dunlop MSA Formula Ford Championship GB

ROUND 1 - SECTOR ANALYSIS

SECTOR 1 = FL to I1, SECTOR 2 = I1 to FL, DIFF = Difference To Personal Best Lap

18 -	28.237	108.9	19.123	124.9	47.360	91.82	0.849	14:58:29.957
19 -	28.131	109.2	19.155	124.7	47.286	91.96	0.775	14:59:17.243
20 -	28.567	108.4	19.260	124.5	47.827	90.92	1.316	15:00:05.070
21 -	28.626	107.2	19.273	124.9	47.899	90.78	1.388	15:00:52.969
22 -	28.395	107.3	19.552	125.2	47.947	90.69	1.436	15:01:40.916
23 -	28.879	107.2	19.707	124.9	48.586	89.50	2.075	15:02:29.502
24 -	29.331	105.8	19.996	125.2	49.327	88.15	2.816	15:03:18.829
25 -	30.690	101.2	20.524	124.7	51.214	84.91	4.703	15:04:10.043
26 -	31.958	94.6	21.243	110.0	53.201	81.73	6.690	15:05:03.244

P10		5		Andrew RICHARDSON		Richardson Racing - M12 SJ/Scholar			
LAP	SECTOR 1		SECTOR 2		LAP TIME	MPH	DIFF	TIME OF DAY	
1 -	33.397	103.2	20.561	121.5	59.764	72.76	12.660	14:45:06.685	
2 -	29.745	105.0	19.879	122.0	49.624	87.63	2.520	14:45:56.309	
3 -	28.793	107.7	19.471	124.2	48.264	90.10	1.160	14:46:44.573	
4 -	28.554	108.7	19.238	124.2	47.792	90.99	0.688	14:47:32.365	
5 -	28.771	107.8	19.363	122.9	48.134	90.34	1.030	14:48:20.499	
6 -	29.300	106.8	19.142	125.2	48.442	89.76	1.338	14:49:08.941	
7 -	28.436	107.3	19.197	124.2	47.633	91.29	0.529	14:49:56.574	
8 -	28.401	107.3	19.193	123.1	47.594	91.36	0.490	14:50:44.168	
9 -	28.292	107.5	19.015	124.0	47.307	91.92	0.203	14:51:31.476	
10 -	28.085	107.7	19.078	124.0	47.163 (3)	92.20	0.059	14:52:18.639	
11 -	28.162	107.0	19.039	124.0	47.201	92.12	0.097	14:53:05.840	
12 -	28.196	108.0	18.963	124.7	47.159 (2)	92.21	0.055	14:53:52.999	
13 -	28.049	107.3	19.055	123.5	47.104 (1)	92.31		14:54:40.103	
14 -	28.112	107.8	19.278	124.0	47.390	91.76	0.286	14:55:27.493	
15 -	28.423	106.8	19.058	124.5	47.481	91.58	0.377	14:56:14.974	
16 -	28.429	107.8	19.173	124.2	47.602	91.35	0.498	14:57:02.576	
17 -	28.528	107.2	19.272	123.1	47.800	90.97	0.696	14:57:50.376	
18 -	28.550	107.3	19.216	123.1	47.766	91.03	0.662	14:58:38.142	
19 -	28.393	108.0	19.403	120.4	47.796	90.98	0.692	14:59:25.938	
20 -	28.432	108.0	19.104	123.1	47.536	91.48	0.432	15:00:13.474	
21 -	28.411	108.0	19.340	123.1	47.751	91.06	0.647	15:01:01.225	
22 -	28.527	107.2	19.250	123.5	47.777	91.01	0.673	15:01:49.002	
23 -	28.862	107.2	19.373	124.0	48.235	90.15	1.131	15:02:37.237	
24 -	29.256	105.8	19.532	123.5	48.788	89.13	1.684	15:03:26.025	
25 -	31.024	103.0	20.628	123.3	51.652	84.19	4.548	15:04:17.677	
26 -	31.809	99.1	21.178	113.7	52.987	82.06	5.883	15:05:10.664	

P11		7		Neil WINN		Falcon Motorsport - M13 SJ/Scholar			
LAP	SECTOR 1		SECTOR 2		LAP TIME	MPH	DIFF	TIME OF DAY	
1 -	33.732	101.2	20.366	127.3	59.984	72.49	13.079	14:45:06.905	
2 -	30.043	107.3	19.573	128.0	49.616	87.64	2.711	14:45:56.521	
3 -	29.105	109.2	19.276	128.0	48.381	89.88	1.476	14:46:44.902	
4 -	28.598	110.0	19.068	128.5	47.666	91.23	0.761	14:47:32.568	
5 -	28.870	110.5	19.258	128.8	48.128	90.35	1.223	14:48:20.696	
6 -	28.481	110.5	19.003	128.0	47.484	91.58	0.579	14:49:08.180	
7 -	28.033	110.3	19.003	127.5	47.036 (2)	92.45	0.131	14:49:55.216	
8 -	28.104	110.0	18.988	127.5	47.092	92.34	0.187	14:50:42.308	
9 -	27.977	110.7	18.928	127.3	46.905 (1)	92.71		14:51:29.213	
10 -	28.290	110.3	19.016	127.0	47.306	91.92	0.401	14:52:16.519	
11 -	28.117	110.0	18.972	127.0	47.089 (3)	92.34	0.184	14:53:03.608	
12 -	28.362	109.8	19.092	127.0	47.454	91.63	0.549	14:53:51.062	
13 -	28.170	109.8	19.007	127.5	47.177	92.17	0.272	14:54:38.239	
14 -	28.208	109.1	19.091	126.1	47.299	91.93	0.394	14:55:25.538	
15 -	28.186	109.2	19.176	126.6	47.362	91.81	0.457	14:56:12.900	
16 -	28.321	110.0	19.107	126.8	47.428	91.68	0.523	14:57:00.328	
17 -	28.355	110.0	19.273	125.2	47.628	91.30	0.723	14:57:47.956	
18 -	28.295	108.9	19.381	125.6	47.676	91.21	0.771	14:58:35.632	
19 -	28.411	109.1	19.296	125.2	47.707	91.15	0.802	14:59:23.339	
20 -	28.301	109.1	19.332	125.4	47.633	91.29	0.728	15:00:10.972	
21 -	28.725	108.5	19.611	126.1	48.336	89.96	1.431	15:00:59.308	
22 -	28.912	108.2	19.401	126.3	48.313	90.00	1.408	15:01:47.621	

Weather / Track : Cloudy / Dry

Brands Hatch Indy

Circuit Length = 1.2079 miles

Start: 14:44 Flag 15:04 End: 15:05

2013 Dunlop MSA Formula Ford Championship GB

ROUND 1 - SECTOR ANALYSIS

SECTOR 1 = FL to I1, SECTOR 2 = I1 to FL, DIFF = Difference To Personal Best Lap

23 -	28.717	108.9	19.656	126.6	48.373	89.89	1.468	15:02:35.994
24 -	28.948	108.7	19.914	126.1	48.862	88.99	1.957	15:03:24.856
25 -	35.265	102.1	20.428	126.1	55.693	78.08	8.788	15:04:20.550
26 -	31.504	104.2	20.336	119.6	51.840	83.88	4.935	15:05:12.390

P12 23		Scott MALVERN			Jamun Racing - M12 SJ/Scholar			
LAP	SECTOR 1		SECTOR 2		LAP TIME	MPH	DIFF	TIME OF DAY
1 -	31.936	107.8	19.600	126.8	54.550	79.71	8.710	14:45:01.471
2 -	28.207	109.6	18.836	127.8	47.043	92.43	1.203	14:45:48.514
3 -	27.559	111.2	18.685	127.3	46.244	94.03	0.404	14:46:34.758
4 -	27.526	111.8	18.597	127.5	46.123	94.28	0.283	14:47:20.881
5 -	27.437	112.0	18.403	128.0	45.840 (1)	94.86		14:48:06.721
6 -	27.345	112.4	18.539	127.8	45.884 (2)	94.77	0.044	14:48:52.605
7 -	27.433	112.7	18.647	127.5	46.080	94.37	0.240	14:49:38.685
8 -	27.264	112.2	18.689	127.5	45.953 (3)	94.63	0.113	14:50:24.638
9 -	27.391	112.0	18.788	127.5	46.179	94.16	0.339	14:51:10.817
10 -	27.744	112.0	18.780	127.3	46.524	93.47	0.684	14:51:57.341
11 -	27.893	111.1	19.014	127.3	46.907	92.70	1.067	14:52:44.248
12 -	28.032	111.2	18.999	127.5	47.031	92.46	1.191	14:53:31.280
13 -	28.202	111.2	19.024	127.0	47.226	92.08	1.386	14:54:18.506
14 -	28.284	110.7	19.441	127.8	47.725	91.11	1.885	14:55:06.231

Weather / Track : Cloudy / Dry

Results can be found at www.tsl-timing.com

Page 6 of 6

Brands Hatch Indy
 Circuit Length = 1.2079 miles
 Start: 14:44 Flag 15:04 End: 15:05

Printed - 15:07 Saturday, 30 March 2013

2013 Dunlop MSA Formula Ford Championship GB

ROUND 1 - BEST SPEEDS

POS	SECTOR 1			SECTOR 2			FINISH LINE		
	NO	NAME	MPH	NO	NAME	MPH	NO	NAME	MPH
1	1	Dan CAMMISH	115.1				34	Camren KAMINSKY	133.4
2	34	Camren KAMINSKY	114.9				37	Ben ANDERSON (G)	133.4
3	17	George BLUNDELL	114.1				1	Dan CAMMISH	132.1
4	37	Ben ANDERSON (G)	113.9				17	George BLUNDELL	131.5
5	25	Nico MARANZANA	113.9				25	Nico MARANZANA	130.8
6	74	James ABBOTT	112.9				74	James ABBOTT	130.3
7	23	Scott MALVERN	112.7				9	Lassi HALMINEN	129.5
8	24	Luke WILLIAMS	111.6				7	Neil WINN	128.8
9	6	Harrison SCOTT	110.9				23	Scott MALVERN	128.0
10	7	Neil WINN	110.7				24	Luke WILLIAMS	126.8
11	9	Lassi HALMINEN	110.7				6	Harrison SCOTT	126.8
12	5	Andrew RICHARDSON	108.7				5	Andrew RICHARDSON	125.2

Weather / Track : Cloudy / Dry

Results can be found at www.tsl-timing.com

Brands Hatch Indy
Circuit Length = 1.2079 miles
Start: 14:44 Flag 15:04 End: 15:05

Printed - 15:06 Saturday, 30 March 2013

2013 Dunlop MSA Formula Ford Championship GB

ROUND 1 - BEST SECTORS

SECTOR 1			SECTOR 2			IDEAL / BEST COMPARISON						
POS	NO	NAME	TIME	NO	NAME	TIME	POS	NO	NAME	IDEAL	BEST	DIFF
1	24	WILLIAMS	27.212	34	KAMINSKY	18.276			PERFECT LAP	45.488		
2	23	MALVERN	27.264	1	CAMMISH	18.286	1	1	CAMMISH	45.644	45.722	0.078
3	1	CAMMISH	27.358	17	BLUNDELL	18.387	2	23	MALVERN	45.667	45.840	0.173
4	9	HALMINEN	27.365	23	MALVERN	18.403	3	34	KAMINSKY	45.720	45.756	0.036
5	17	BLUNDELL	27.439	25	MARANZANA	18.524	4	24	WILLIAMS	45.768	45.768	0.000
6	25	MARANZANA	27.443	37	ANDERSON (G)	18.536	5	17	BLUNDELL	45.826	45.858	0.032
7	34	KAMINSKY	27.444	24	WILLIAMS	18.556	6	9	HALMINEN	45.932	45.966	0.034
8	74	ABBOTT	27.503	9	HALMINEN	18.567	7	25	MARANZANA	45.967	46.035	0.068
9	37	ANDERSON (G)	27.544	74	ABBOTT	18.745	8	37	ANDERSON (G)	46.080	46.258	0.178
10	6	SCOTT	27.735	6	SCOTT	18.776	9	74	ABBOTT	46.248	46.334	0.086
11	7	WINN	27.977	7	WINN	18.928	10	6	SCOTT	46.511	46.511	0.000
12	5	RICHARDSON	28.049	5	RICHARDSON	18.963	11	7	WINN	46.905	46.905	0.000
							12	5	RICHARDSON	47.012	47.104	0.092

Weather / Track : Cloudy / Dry

Results can be found at www.tsl-timing.com

Brands Hatch Indy
 Circuit Length = 1.2079 miles
 Start: 14:44 Flag 15:04 End: 15:05

Printed - 15:05 Saturday, 30 March 2013

2013 Dunlop MSA Formula Ford Championship GB

ROUND 1 - LAP CHART

LAP 1			LAP 2			LAP 3			LAP 4			LAP 5		
NO	BEHIND	LAP TIME	NO	BEHIND	LAP TIME	NO	BEHIND	LAP TIME	NO	BEHIND	LAP TIME	NO	BEHIND	LAP TIME
1		52.221	1		46.780	1		46.004	1		45.722	1		45.819
24	0.530	52.751	24	0.583	46.833	24	1.028	46.449	24	1.310	46.004	24	1.428	45.937
23	2.329	54.550	23	2.592	47.043	23	2.832	46.244	23	3.233	46.123	23	3.254	45.840
9	2.994	55.215	9	4.151	47.937	17	5.426	46.878	17	6.198	46.494	17	6.406	46.026
17	3.528	55.749	17	4.552	47.804	34	5.574	46.752	34	6.764	46.912	34	7.266	46.321
34	3.918	56.139	34	4.826	47.688	25	6.241	46.844	25	7.127	46.608	25	7.887	46.579
25	4.542	56.763	25	5.401	47.639	74	6.825	46.908	74	7.777	46.674	74	8.742	46.784
74	4.873	57.094	74	5.921	47.828	37	7.728	47.107	37	8.786	46.780	37	9.814	46.847
37	5.407	57.628	37	6.625	47.998	6	10.075	47.723	6	11.697	47.344	6	12.723	46.845
6	6.654	58.875	6	8.356	48.482	9	10.368	52.221	9	12.701	48.055	9	13.318	46.436
5	7.543	59.764	5	10.387	49.624	5	12.647	48.264	5	14.717	47.792	5	17.032	48.134
7	7.763	59.984	7	10.599	49.616	7	12.976	48.381	7	14.920	47.666	7	17.229	48.128

Weather / Track : Cloudy / Dry

Results can be found at www.tsl-timing.com

Page 1 of 6

Brands Hatch Indy
 Circuit Length = 1.2079 miles
 Start: 14:44 Flag 15:04 End: 15:05

Printed - 15:06 Saturday, 30 March 2013

2013 Dunlop MSA Formula Ford Championship GB

ROUND 1 - LAP CHART

LAP 6			LAP 7			LAP 8			LAP 9			LAP 10		
NO	BEHIND	LAP TIME	NO	BEHIND	LAP TIME	NO	BEHIND	LAP TIME	NO	BEHIND	LAP TIME	NO	BEHIND	LAP TIME
1		45.762	1		45.722	1		45.723	1		46.011	1		46.170
24	1.434	45.768	24	1.732	46.020	24	2.030	46.021	24	2.135	46.116	24	2.206	46.241
23	3.376	45.884	23	3.734	46.080	23	3.964	45.953	23	4.132	46.179	23	4.486	46.524
17	6.502	45.858	17	6.920	46.140	17	7.243	46.046	17	7.350	46.118	17	7.361	46.180
34	7.323	45.819	34	7.357	45.756	34	7.854	46.220	34	7.610	45.767	34	7.660	46.220
25	8.160	46.035	25	8.551	46.113	25	8.897	46.069	25	8.944	46.058	25	8.833	46.059
74	9.314	46.334	74	10.141	46.549	74	10.775	46.357	74	11.318	46.554	74	11.882	46.734
37	10.694	46.642	37	11.367	46.395	37	12.032	46.388	37	12.909	46.888	37	13.006	46.267
6	13.907	46.946	9	14.191	45.966	9	14.558	46.090	9	14.754	46.207	9	14.938	46.354
9	13.947	46.391	6	15.222	47.037	6	16.010	46.511	6	16.666	46.667	6	17.954	47.458
7	18.951	47.484	7	20.265	47.036	7	21.634	47.092	7	22.528	46.905	7	23.664	47.306
5	19.712	48.442	5	21.623	47.633	5	23.494	47.594	5	24.791	47.307	5	25.784	47.163

Weather / Track : Cloudy / Dry

Results can be found at www.tsl-timing.com

Page 2 of 6

Brands Hatch Indy
Circuit Length = 1.2079 miles
Start: 14:44 Flag 15:04 End: 15:05

Printed - 15:06 Saturday, 30 March 2013

2013 Dunlop MSA Formula Ford Championship GB

ROUND 1 - LAP CHART

LAP 11			LAP 12			LAP 13			LAP 14			LAP 15		
NO	BEHIND	LAP TIME	NO	BEHIND	LAP TIME	NO	BEHIND	LAP TIME	NO	BEHIND	LAP TIME	NO	BEHIND	LAP TIME
1		46.286	1		46.223	1		46.257	1		46.541	1		46.601
24	2.236	46.316	24	2.645	46.632	24	3.164	46.776	24	3.565	46.942	24	3.770	46.806
23	5.107	46.907	23	5.916	47.031	23	6.885	47.226	34	7.504	46.580	34	7.279	46.376
17	7.197	46.122	17	7.538	46.564	34	7.465	46.091	23	8.069	47.725	17	9.284	47.491
34	7.456	46.082	34	7.630	46.397	17	8.732	47.451	17	8.394	46.203	25	9.585	46.862
25	8.874	46.327	25	9.044	46.393	25	9.268	46.481	25	9.324	46.597	74	12.758	46.715
74	12.165	46.569	74	12.509	46.567	74	12.649	46.397	74	12.644	46.535	37	13.493	46.377
37	13.225	46.505	37	13.784	46.782	37	13.785	46.258	37	13.717	46.473	9	14.442	46.304
9	14.783	46.131	9	14.768	46.208	9	14.863	46.352	9	14.739	46.417	6	22.837	47.899
6	18.955	47.287	6	19.957	47.225	6	20.775	47.075	6	21.539	47.305	7	28.137	47.362
7	24.467	47.089	7	25.698	47.454	7	26.618	47.177	7	27.376	47.299	5	30.211	47.481
5	26.699	47.201	5	27.635	47.159	5	28.482	47.104	5	29.331	47.390			

Weather / Track : Cloudy / Dry

Results can be found at www.tsl-timing.com

Page 3 of 6

Brands Hatch Indy
Circuit Length = 1.2079 miles
Start: 14:44 Flag 15:04 End: 15:05

Printed - 15:06 Saturday, 30 March 2013

2013 Dunlop MSA Formula Ford Championship GB

ROUND 1 - LAP CHART

LAP 16			LAP 17			LAP 18			LAP 19			LAP 20		
NO	BEHIND	LAP TIME	NO	BEHIND	LAP TIME	NO	BEHIND	LAP TIME	NO	BEHIND	LAP TIME	NO	BEHIND	LAP TIME
1		45.820	1		47.350	1		47.454	1		47.580	1		47.346
24	5.213	47.263	24	5.087	47.224	24	4.759	47.126	34	4.508	46.576	34	3.671	46.509
34	7.704	46.245	34	6.663	46.309	34	5.512	46.303	24	4.757	47.578	24	5.289	47.878
17	9.797	46.333	17	8.785	46.338	17	7.781	46.450	17	6.518	46.317	17	5.753	46.581
25	10.462	46.696	25	9.843	46.731	25	9.484	47.095	25	8.941	47.037	25	8.992	47.397
74	13.447	46.509	74	12.846	46.749	74	12.011	46.619	74	11.134	46.703	74	10.384	46.596
37	14.067	46.394	37	13.404	46.687	37	12.634	46.684	37	12.075	47.021	37	11.203	46.474
9	14.858	46.236	9	13.969	46.461	9	13.001	46.486	9	12.358	46.937	9	12.084	47.072
6	24.662	47.645	6	24.664	47.352	6	24.570	47.360	6	24.276	47.286	6	24.757	47.827
7	29.745	47.428	7	30.023	47.628	7	30.245	47.676	7	30.372	47.707	7	30.659	47.633
5	31.993	47.602	5	32.443	47.800	5	32.755	47.766	5	32.971	47.796	5	33.161	47.536

Weather / Track : Cloudy / Dry

Results can be found at www.tsl-timing.com

Page 4 of 6

Brands Hatch Indy
Circuit Length = 1.2079 miles
Start: 14:44 Flag 15:04 End: 15:05

Printed - 15:06 Saturday, 30 March 2013

2013 Dunlop MSA Formula Ford Championship GB

ROUND 1 - LAP CHART

LAP 21			LAP 22			LAP 23			LAP 24			LAP 25		
NO	BEHIND	LAP TIME	NO	BEHIND	LAP TIME	NO	BEHIND	LAP TIME	NO	BEHIND	LAP TIME	NO	BEHIND	LAP TIME
1		46.319	1		46.963	1		47.340	1		47.260	1		47.338
34	3.867	46.515	34	3.212	46.308	34	2.328	46.456	34	1.578	46.510	34	1.046	46.806
24	6.502	47.532	24	7.837	48.298	24	9.100	48.603	17	9.684	47.615	17	10.246	47.900
17	6.626	47.192	17	7.928	48.265	17	9.329	48.740	24	10.688	48.848	9	11.549	47.692
25	10.263	47.590	25	10.420	47.120	25	10.317	47.237	25	10.747	47.690	24	12.212	48.862
74	10.961	46.896	74	11.161	47.163	74	11.296	47.474	9	11.195	47.007	25	13.074	49.664
37	11.677	46.793	37	11.393	46.679	9	11.448	46.945	74	12.849	48.813	37	14.620	49.077
9	12.337	46.572	9	11.843	46.469	37	11.827	47.774	37	12.880	48.313	74	15.999	50.488
6	26.337	47.899	6	27.321	47.947	6	28.567	48.586	6	30.634	49.327	6	34.510	51.214
7	32.676	48.336	7	34.026	48.313	7	35.059	48.373	7	36.661	48.862	5	42.144	51.652
5	34.593	47.751	5	35.407	47.777	5	36.302	48.235	5	37.830	48.788	7	45.017	55.693

Weather / Track : Cloudy / Dry

Results can be found at www.tsl-timing.com

Page 5 of 6

Brands Hatch Indy
Circuit Length = 1.2079 miles
Start: 14:44 Flag 15:04 End: 15:05

Printed - 15:06 Saturday, 30 March 2013

2013 Dunlop MSA Formula Ford Championship GB

ROUND 1 - LAP CHART

LAP 26		
NO	BEHIND	LAP TIME
1		47.928
34	0.861	47.743
17	11.316	48.998
9	12.269	48.648
24	13.621	49.337
25	14.349	49.203
37	15.043	48.351
74	17.804	49.733
6	39.783	53.201
5	47.203	52.987
7	48.929	51.840

Weather / Track : Cloudy / Dry

Results can be found at www.tsl-timing.com

Page 6 of 6

Brands Hatch Indy
Circuit Length = 1.2079 miles
Start: 14:44 Flag 15:04 End: 15:05

Printed - 15:06 Saturday, 30 March 2013



2013 Dunlop MSA Formula Ford Championship GB

ROUND 2 - CLASSIFICATION



RACINGLINE

POS	NO	CL	PIC NAME	NAT	ENTRY	LAPS	TIME	GAP	DIFF	MPH	BEST	ON
1	1		1 Dan CMMISH	GBR	JTR - M13 SJ/Mountune	26	20:09.114			93.50	45.959	11
2	23		2 Scott MALVERN	GBR	Jamun Racing - M12 SJ/Scholar	26	20:09.539	0.424	0.424	93.47	45.720	13
3	25	S	1 Nico MARANZANA	ARG	Jamun Racing - M12 SJ/Scholar	26	20:24.446	15.332	14.907	92.33	46.149	21
4	17		3 George BLUNDELL	GBR	Enigma Motorsport - M12 SJ/Scholar	26	20:33.187	24.073	8.741	91.68	46.321	9
5	37		4 Ben ANDERSON (G)	GBR	Jamun Racing - M12 SJ/Scholar	26	20:43.240	34.126	10.053	90.94	46.513	13
6	6	S	2 Harrison SCOTT	GBR	Falcon Motorsport - M13 SJ/Scholar	26	20:50.424	41.310	7.184	90.42	46.868	13
7	74		5 James ABBOTT	GBR	Radical Motorsport - Sinter LA12/Scholar	25	20:10.132	1 Lap	1 Lap	89.83	47.281	10
8	5		6 Andrew RICHARDSON	GBR	Richardson Racing - M12 SJ/Scholar	25	20:22.766	1 Lap	12.634	88.90	46.935	10

NOT CLASSIFIED

DNF	9		Lassi HALMINEN	FIN	Falcon MOTORSPORT - M12 SJ/Scholar	24	18:52.141	2 Laps	1 Lap	92.18	46.220	24
DNF	34		Camren KAMINSKY	USA	JTR - M13 SJ/Mountune	24	18:52.290	2 Laps	0.149	92.17	46.122	24
DNF	7		Neil WINN	GBR	Falcon Motorsport - M13 SJ/Scholar	19	18:03.925	7 Laps	5 Laps	76.22	47.618	11
DNF	24		Luke WILLIAMS	GBR	Jamun Racing - M12 SJ/Scholar	16	12:36.376	10 Laps	3 Laps	91.98	46.370	11

FASTEST LAP

23			Scott MALVERN	GBR	Jamun Racing - M12 SJ/Scholar	13	45.720			95.11 mph	153.07 kph	
25	S		Nico MARANZANA	ARG	Jamun Racing - M12 SJ/Scholar	21	46.149			94.22 mph	151.64 kph	

Weather / Track : Cloudy / Dry

These results are provisional until the conclusion of any judicial and technical matters.

Brands Hatch Indy

Circuit Length = 1.2079 miles

Start: 11:02 Flag 11:22 End: 11:23

Clerk Of Course :	Timekeeper :
-------------------	--------------

2013 Dunlop MSA Formula Ford Championship GB

ROUND 2 - SECTOR ANALYSIS

SECTOR 1 = FL to I1, SECTOR 2 = I1 to FL, DIFF = Difference To Personal Best Lap

P1		1 Dan CAMMISH			JTR - M13 SJ/Mountune			
LAP	SECTOR 1		SECTOR 2		LAP TIME	MPH	DIFF	TIME OF DAY
1 -	31.075	112.9	19.092	130.0	52.135	83.41	6.176	11:03:14.145
2 -	28.264	113.3	18.783	129.0	47.047	92.43	1.088	11:04:01.192
3 -	28.037	114.7	18.752	129.8	46.789	92.94	0.830	11:04:47.981
4 -	27.950	114.5	18.603	131.5	46.553	93.41	0.594	11:05:34.534
5 -	27.820	114.5	18.721	132.1	46.541	93.43	0.582	11:06:21.075
6 -	27.904	113.9	18.718	132.1	46.622	93.27	0.663	11:07:07.697
7 -	28.020	114.5	18.548	131.8	46.568	93.38	0.609	11:07:54.265
8 -	27.580	114.1	18.489	131.8	46.069	94.39	0.110	11:08:40.334
9 -	27.615	114.7	18.484	131.8	46.099	94.33	0.140	11:09:26.433
10 -	27.534	115.1	18.486	132.1	46.020	94.49	0.061	11:10:12.453
11 -	27.477	114.3	18.482	132.1	45.959 (1)	94.61		11:10:58.412
12 -	27.530	114.3	18.503	131.5	46.033	94.46	0.074	11:11:44.445
13 -	27.492	114.3	18.583	131.8	46.075	94.38	0.116	11:12:30.520
14 -	27.613	115.3	18.508	131.3	46.121	94.28	0.162	11:13:16.641
15 -	27.676	115.5	18.631	131.5	46.307	93.90	0.348	11:14:02.948
16 -	27.554	114.7	18.507	131.8	46.061	94.40	0.102	11:14:49.009
17 -	27.609	115.3	18.533	131.5	46.142	94.24	0.183	11:15:35.151
18 -	27.553	115.3	18.549	131.5	46.102	94.32	0.143	11:16:21.253
19 -	27.558	114.9	18.504	131.3	46.062	94.40	0.103	11:17:07.315
20 -	27.659	114.9	18.512	132.1	46.171	94.18	0.212	11:17:53.486
21 -	27.567	115.3	18.573	132.6	46.140	94.24	0.181	11:18:39.626
22 -	27.655	114.9	18.591	132.3	46.246	94.03	0.287	11:19:25.872
23 -	27.649	114.5	18.529	132.1	46.178	94.17	0.219	11:20:12.050
24 -	27.703	114.9	18.525	132.3	46.228	94.06	0.269	11:20:58.278
25 -	27.701	114.5	18.536	132.1	46.237	94.05	0.278	11:21:44.515
26 -	27.921	115.5	18.688	131.0	46.609	93.29	0.650	11:22:31.124

P2		23 Scott MALVERN			Jamun Racing - M12 SJ/Scholar			
LAP	SECTOR 1		SECTOR 2		LAP TIME	MPH	DIFF	TIME OF DAY
1 -	32.215	107.7	19.528	127.0	54.462	79.84	8.742	11:03:16.472
2 -	28.605	110.1	19.127	127.8	47.732	91.10	2.012	11:04:04.204
3 -	28.344	111.6	18.823	129.0	47.167	92.19	1.447	11:04:51.371
4 -	28.037	110.7	18.948	128.8	46.985	92.55	1.265	11:05:38.356
5 -	27.993	111.6	18.754	129.5	46.747	93.02	1.027	11:06:25.103
6 -	27.710	111.1	18.774	129.5	46.484	93.55	0.764	11:07:11.587
7 -	27.716	112.0	18.674	129.0	46.390	93.74	0.670	11:07:57.977
8 -	27.448	112.7	18.574	128.8	46.022	94.48	0.302	11:08:43.999
9 -	27.309	112.5	18.495	128.5	45.804	94.93	0.084	11:09:29.803
10 -	27.279	112.7	18.521	128.8	45.800	94.94	0.080	11:10:15.603
11 -	27.356	112.4	18.443	129.0	45.799	94.94	0.079	11:11:01.402
12 -	27.292	112.2	18.491	129.5	45.783	94.98	0.063	11:11:47.185
13 -	27.281	112.7	18.439	129.3	45.720 (1)	95.11		11:12:32.905
14 -	27.279	113.3	18.525	128.8	45.804	94.93	0.084	11:13:18.709
15 -	27.227	113.9	18.500	129.0	45.727	95.09	0.007	11:14:04.436
16 -	27.346	112.9	18.520	128.8	45.866	94.81	0.146	11:14:50.302
17 -	27.463	112.5	18.633	128.8	46.096	94.33	0.376	11:15:36.398
18 -	27.348	112.9	18.660	128.5	46.008	94.51	0.288	11:16:22.406
19 -	27.344	113.5	18.597	129.0	45.941	94.65	0.221	11:17:08.347
20 -	27.397	113.3	18.624	129.3	46.021	94.49	0.301	11:17:54.368
21 -	27.341	113.9	18.773	129.3	46.114	94.30	0.394	11:18:40.482
22 -	27.264	113.1	18.605	129.8	45.869	94.80	0.149	11:19:26.351
23 -	27.508	113.1	18.726	129.5	46.234	94.05	0.514	11:20:12.585
24 -	27.480	113.3	18.638	129.3	46.118	94.29	0.398	11:20:58.703
25 -	27.683	113.1	18.635	129.3	46.318	93.88	0.598	11:21:45.021
26 -	27.722	113.5	18.805	128.8	46.527	93.46	0.807	11:22:31.548

P3		25 S Nico MARANZANA			Jamun Racing - M12 SJ/Scholar			
LAP	SECTOR 1		SECTOR 2		LAP TIME	MPH	DIFF	TIME OF DAY
1 -	32.976	107.0	19.671	128.0	56.783	76.58	10.634	11:03:18.793
2 -	28.730	111.2	19.456	128.8	48.186	90.24	2.037	11:04:06.979

Weather / Track : Cloudy / Dry

Brands Hatch Indy
Circuit Length = 1.2079 miles
Start: 11:02 Flag 11:22 End: 11:23

2013 Dunlop MSA Formula Ford Championship GB

ROUND 2 - SECTOR ANALYSIS

SECTOR 1 = FL to I1, SECTOR 2 = I1 to FL, DIFF = Difference To Personal Best Lap

3 -	28.651	111.4	19.229	129.8	47.880	90.82	1.731	11:04:54.859
4 -	28.373	112.2	19.030	129.5	47.403	91.73	1.254	11:05:42.262
5 -	28.060	113.1	18.841	130.3	46.901	92.71	0.752	11:06:29.163
6 -	27.840	112.4	18.950	130.3	46.790	92.93	0.641	11:07:15.953
7 -	27.796	112.2	18.759	130.3	46.555	93.40	0.406	11:08:02.508
8 -	27.607	114.1	18.784	130.8	46.391	93.73	0.242	11:08:48.899
9 -	27.644	114.5	18.755	130.3	46.399	93.72	0.250	11:09:35.298
10 -	27.735	113.5	18.760	131.3	46.495	93.52	0.346	11:10:21.793
11 -	27.876	114.1	18.756	130.3	46.632	93.25	0.483	11:11:08.425
12 -	27.665	113.7	18.747	130.3	46.412	93.69	0.263	11:11:54.837
13 -	27.664	112.9	18.810	130.0	46.474	93.57	0.325	11:12:41.311
14 -	27.722	114.5	18.791	129.8	46.513	93.49	0.364	11:13:27.824
15 -	27.558	114.1	18.722	130.0	46.280	(3) 93.96	0.131	11:14:14.104
16 -	27.756	113.3	18.708	130.3	46.464	93.59	0.315	11:15:00.568
17 -	27.572	112.4	18.920	129.0	46.492	93.53	0.343	11:15:47.060
18 -	28.849	113.5	18.821	129.0	47.670	91.22	1.521	11:16:34.730
19 -	27.579	114.3	18.671	129.0	46.250	(2) 94.02	0.101	11:17:20.980
20 -	27.774	113.9	18.829	129.5	46.603	93.31	0.454	11:18:07.584
21 -	27.486	114.5	18.663	130.0	46.149	(1) 94.22		11:18:53.733
22 -	27.623	112.7	18.707	130.0	46.330	93.86	0.181	11:19:40.063
23 -	27.585	113.7	18.811	129.8	46.396	93.72	0.247	11:20:26.459
24 -	27.743	113.7	18.672	129.8	46.415	93.68	0.266	11:21:12.874
25 -	27.678	112.7	18.890	129.8	46.568	93.38	0.419	11:21:59.442
26 -	27.851	112.5	19.163	129.5	47.014	92.49	0.865	11:22:46.456

P4	17	George BLUNDELL			Enigma Motorsport - M12 SJ/Scholar			
----	----	-----------------	--	--	------------------------------------	--	--	--

LAP	SECTOR 1		SECTOR 2		LAP TIME	MPH	DIFF	TIME OF DAY
1 -	32.945	98.6	20.257	128.5	57.813	75.21	11.492	11:03:19.823
2 -	28.984	110.5	19.446	120.6	48.430	89.79	2.109	11:04:08.253
3 -	28.530	112.5	18.948	130.5	47.478	91.59	1.157	11:04:55.731
4 -	28.281	111.8	18.868	132.3	47.149	92.23	0.828	11:05:42.880
5 -	28.235	110.0	18.846	131.8	47.081	92.36	0.760	11:06:29.961
6 -	27.962	113.1	18.751	131.5	46.713	93.09	0.392	11:07:16.674
7 -	27.832	112.0	18.842	131.0	46.674	93.16	0.353	11:08:03.348
8 -	27.770	113.1	18.676	131.0	46.446	93.62	0.125	11:08:49.794
9 -	27.700	113.1	18.621	131.8	46.321	(1) 93.87		11:09:36.115
10 -	27.788	113.1	18.641	131.5	46.429	(3) 93.66	0.108	11:10:22.544
11 -	27.920	114.5	18.708	132.1	46.628	93.26	0.307	11:11:09.172
12 -	27.824	113.3	18.855	130.8	46.679	93.15	0.358	11:11:55.851
13 -	27.855	112.9	18.611	131.3	46.466	93.58	0.145	11:12:42.317
14 -	27.796	114.1	18.619	131.0	46.415	(2) 93.68	0.094	11:13:28.732
15 -	28.082	114.1	18.802	131.0	46.884	92.75	0.563	11:14:15.616
16 -	27.819	113.5	18.703	129.8	46.522	93.47	0.201	11:15:02.138
17 -	28.104	113.5	18.787	130.3	46.891	92.73	0.570	11:15:49.029
18 -	28.138	112.9	18.778	130.8	46.916	92.68	0.595	11:16:35.945
19 -	28.662	113.3	19.038	130.8	47.700	91.16	1.379	11:17:23.645
20 -	28.401	112.9	18.837	131.0	47.238	92.05	0.917	11:18:10.883
21 -	27.938	113.7	18.748	130.5	46.686	93.14	0.365	11:18:57.569
22 -	28.023	113.5	18.871	130.3	46.894	92.73	0.573	11:19:44.463
23 -	28.074	113.7	18.763	130.3	46.837	92.84	0.516	11:20:31.300
24 -	28.185	113.5	18.920	130.0	47.105	92.31	0.784	11:21:18.406
25 -	28.252	112.9	19.210	129.5	47.462	91.62	1.141	11:22:05.868
26 -	29.536	104.2	19.793	121.7	49.329	88.15	3.008	11:22:55.197

P5	37	Ben ANDERSON (G)			Jamun Racing - M12 SJ/Scholar			
----	----	------------------	--	--	-------------------------------	--	--	--

LAP	SECTOR 1		SECTOR 2		LAP TIME	MPH	DIFF	TIME OF DAY
1 -	33.603	104.3	20.650	126.3	59.344	73.27	12.831	11:03:21.354
2 -	29.626	109.8	19.604	130.5	49.230	88.33	2.717	11:04:10.584
3 -	29.673	109.1	19.481	131.0	49.154	88.46	2.641	11:04:59.738
4 -	29.415	110.5	19.085	131.8	48.501	89.66	1.988	11:05:48.239
5 -	29.413	110.0	19.148	130.8	48.561	89.54	2.048	11:06:36.801
6 -	28.323	112.2	18.941	131.3	47.264	92.00	0.751	11:07:24.065
7 -	28.375	111.8	18.978	131.0	47.353	91.83	0.840	11:08:11.418

Weather / Track : Cloudy / Dry

Brands Hatch Indy

Circuit Length = 1.2079 miles

Start: 11:02 Flag 11:22 End: 11:23

2013 Dunlop MSA Formula Ford Championship GB

ROUND 2 - SECTOR ANALYSIS

SECTOR 1 = FL to I1, SECTOR 2 = I1 to FL, DIFF = Difference To Personal Best Lap

8 -	28.147	111.8	18.807	131.3	46.954	92.61	0.441	11:08:58.372
9 -	28.309	113.1	18.749	131.3	47.058	92.40	0.545	11:09:45.430
10 -	28.120	112.9	18.751	131.8	46.871	92.77	0.358	11:10:32.301
11 -	27.957	112.9	18.734	131.3	46.691	(3) 93.13	0.178	11:11:18.992
12 -	28.179	112.4	18.646	131.3	46.825	92.86	0.312	11:12:05.817
13 -	27.788	112.7	18.725	131.3	46.513	(1) 93.49		11:12:52.330
14 -	27.882	113.7	18.807	130.5	46.689	(2) 93.13	0.176	11:13:39.019
15 -	27.933	112.9	18.790	130.8	46.723	93.07	0.210	11:14:25.742
16 -	28.520	112.7	18.927	130.8	47.447	91.65	0.934	11:15:13.189
17 -	28.101	112.7	18.973	130.8	47.074	92.37	0.561	11:16:00.263
18 -	28.172	113.1	18.931	130.5	47.103	92.32	0.590	11:16:47.366
19 -	28.416	112.9	18.868	130.8	47.284	91.96	0.771	11:17:34.650
20 -	28.100	113.3	18.932	131.0	47.032	92.46	0.519	11:18:21.682
21 -	28.148	113.1	18.940	130.5	47.088	92.35	0.575	11:19:08.770
22 -	27.969	112.7	18.828	131.0	46.797	92.92	0.284	11:19:55.567
23 -	27.953	113.1	18.901	130.5	46.854	92.81	0.341	11:20:42.421
24 -	27.869	114.1	19.186	130.8	47.055	92.41	0.542	11:21:29.476
25 -	28.890	112.0	19.196	130.0	48.086	90.43	1.573	11:22:17.562
26 -	28.623	112.2	19.065	130.0	47.688	91.18	1.175	11:23:05.250

P6		6 S		Harrison SCOTT		Falcon Motorsport - M13 SJ/Scholar			
LAP	SECTOR 1		SECTOR 2		LAP TIME	MPH	DIFF	TIME OF DAY	
1 -	33.876	104.8	20.470	123.1	58.935	73.78	12.067	11:03:20.945	
2 -	29.370	107.7	20.046	124.9	49.416	87.99	2.548	11:04:10.361	
3 -	29.632	107.7	19.621	125.4	49.253	88.29	2.385	11:04:59.614	
4 -	29.251	108.2	19.291	125.9	48.542	89.58	1.674	11:05:48.156	
5 -	29.337	108.0	19.408	125.4	48.745	89.21	1.877	11:06:36.901	
6 -	29.054	108.2	19.259	126.6	48.313	90.00	1.445	11:07:25.215	
7 -	28.516	109.2	19.071	126.6	47.587	91.38	0.719	11:08:12.802	
8 -	28.120	109.6	19.024	126.6	47.144	92.24	0.276	11:08:59.946	
9 -	28.115	109.1	19.055	126.6	47.170	92.19	0.302	11:09:47.116	
10 -	28.054	109.4	19.064	126.3	47.118	92.29	0.250	11:10:34.234	
11 -	27.961	109.6	18.992	126.3	46.953	(2) 92.61	0.085	11:11:21.187	
12 -	27.940	109.6	19.014	127.0	46.954	(3) 92.61	0.086	11:12:08.141	
13 -	27.837	109.1	19.031	126.1	46.868	(1) 92.78		11:12:55.009	
14 -	27.948	109.6	19.019	125.2	46.967	92.58	0.099	11:13:41.976	
15 -	28.057	109.1	19.070	125.6	47.127	92.27	0.259	11:14:29.103	
16 -	28.014	109.4	19.082	125.4	47.096	92.33	0.228	11:15:16.199	
17 -	27.975	109.2	19.023	125.6	46.998	92.52	0.130	11:16:03.197	
18 -	27.968	109.6	19.265	124.5	47.233	92.06	0.365	11:16:50.430	
19 -	28.503	109.8	19.263	125.9	47.766	91.03	0.898	11:17:38.196	
20 -	28.219	109.6	19.259	125.4	47.478	91.59	0.610	11:18:25.674	
21 -	28.213	109.8	19.226	125.9	47.439	91.66	0.571	11:19:13.113	
22 -	28.198	109.2	19.219	126.1	47.417	91.70	0.549	11:20:00.530	
23 -	28.033	110.0	19.113	124.9	47.146	92.23	0.278	11:20:47.676	
24 -	28.299	108.7	19.269	125.4	47.568	91.41	0.700	11:21:35.244	
25 -	28.932	109.2	19.446	125.2	48.378	89.88	1.510	11:22:23.622	
26 -	29.174	107.8	19.638	124.7	48.812	89.08	1.944	11:23:12.434	

P7		74		James ABBOTT		Radical Motorsport - Sinter LA12/Scholar			
LAP	SECTOR 1		SECTOR 2		LAP TIME	MPH	DIFF	TIME OF DAY	
1 -	34.027	104.5	20.812	127.0	59.762	72.76	12.481	11:03:21.772	
2 -	29.537	109.2	19.798	128.8	49.335	88.14	2.054	11:04:11.107	
3 -	29.451	107.2	19.624	129.3	49.075	88.61	1.794	11:05:00.182	
4 -	29.275	108.9	19.497	128.8	48.772	89.16	1.491	11:05:48.954	
5 -	28.929	109.4	19.431	129.3	48.360	89.92	1.079	11:06:37.314	
6 -	28.690	106.1	19.281	131.0	47.971	90.65	0.690	11:07:25.285	
7 -	28.582	110.9	19.287	129.3	47.869	90.84	0.588	11:08:13.154	
8 -	28.189	110.3	19.159	129.3	47.348	(3) 91.84	0.067	11:09:00.502	
9 -	28.728	110.9	19.283	129.5	48.011	90.57	0.730	11:09:48.513	
10 -	28.075	111.1	19.206	129.3	47.281	(1) 91.97		11:10:35.794	
11 -	28.281	111.1	19.208	129.0	47.489	91.57	0.208	11:11:23.283	
12 -	28.149	111.2	19.195	128.3	47.344	(2) 91.84	0.063	11:12:10.627	

Weather / Track : Cloudy / Dry

Brands Hatch Indy

Circuit Length = 1.2079 miles

Start: 11:02 Flag 11:22 End: 11:23

2013 Dunlop MSA Formula Ford Championship GB

ROUND 2 - SECTOR ANALYSIS

SECTOR 1 = FL to I1, SECTOR 2 = I1 to FL, DIFF = Difference To Personal Best Lap

13 -	28.141	109.6	19.262	128.0	47.403	91.73	0.122	11:12:58.031
14 -	28.160	111.2	19.261	127.8	47.421	91.70	0.140	11:13:45.452
15 -	28.180	108.7	19.347	128.3	47.527	91.49	0.246	11:14:32.979
16 -	28.324	110.5	19.428	130.0	47.752	91.06	0.471	11:15:20.731
17 -	29.445	106.8	19.636	130.5	49.082	88.59	1.801	11:16:09.813
18 -	29.267	108.9	19.291	128.3	48.558	89.55	1.277	11:16:58.372
19 -	28.279	110.3	19.266	128.5	47.545	91.46	0.264	11:17:45.917
20 -	28.179	110.3	19.185	129.0	47.364	91.81	0.083	11:18:33.281
21 -	28.231	110.5	19.263	128.3	47.494	91.56	0.213	11:19:20.775
22 -	28.166	110.1	19.308	127.3	47.474	91.59	0.193	11:20:08.249
23 -	28.326	109.6	19.343	128.3	47.669	91.22	0.388	11:20:55.918
24 -	28.158	110.9	19.225	128.8	47.383	91.77	0.102	11:21:43.301
25 -	28.536	110.7	20.305	129.3	48.841	89.03	1.560	11:22:32.142

P8	5	Andrew RICHARDSON			Richardson Racing - M12 SJ/Scholar			
LAP	SECTOR 1		SECTOR 2		LAP TIME	MPH	DIFF	TIME OF DAY
1 -	33.598	102.4	20.981	121.1	1:00.158	72.28	13.223	11:03:22.168
2 -	29.823	106.8	19.638	125.9	49.461	87.91	2.526	11:04:11.629
3 -	29.110	102.4	19.752	126.6	48.862	88.99	1.927	11:05:00.491
4 -	29.286	107.8	19.440	126.1	48.726	89.24	1.791	11:05:49.217
5 -	28.851	108.7	19.741	125.9	48.592	89.49	1.657	11:06:37.809
6 -	28.742	107.7	19.111	126.6	47.853	90.87	0.918	11:07:25.662
7 -	28.687	108.4	19.055	127.3	47.742	91.08	0.807	11:08:13.404
8 -	28.367	108.5	18.947	127.5	47.314	91.90	0.379	11:09:00.718
9 -	28.297	108.7	18.972	125.9	47.269	91.99	0.334	11:09:47.987
10 -	27.977	108.9	18.958	126.3	46.935 (1)	92.65		11:10:34.922
11 -	28.191	108.4	18.897	126.3	47.088 (3)	92.35	0.153	11:11:22.010
12 -	28.025	108.5	19.010	126.1	47.035 (2)	92.45	0.100	11:12:09.045
13 -	28.247	108.2	19.130	125.4	47.377	91.78	0.442	11:12:56.422
14 -	28.422	107.8	19.352	125.2	47.774	91.02	0.839	11:13:44.196
15 -	28.670	107.5	19.383	124.9	48.053	90.49	1.118	11:14:32.249
16 -	28.847	107.2	19.514	124.2	48.361	89.91	1.426	11:15:20.610
17 -	29.446	107.5	19.670	124.9	49.116	88.53	2.181	11:16:09.726
18 -	30.109	106.8	19.592	124.7	49.701	87.49	2.766	11:16:59.427
19 -	29.259	107.0	19.671	124.5	48.930	88.87	1.995	11:17:48.357
20 -	28.979	107.3	19.638	124.7	48.617	89.44	1.682	11:18:36.974
21 -	29.239	102.7	20.434	115.9	49.673	87.54	2.738	11:19:26.647
22 -	29.509	106.8	19.899	124.5	49.408	88.01	2.473	11:20:16.055
23 -	29.329	106.5	20.011	124.5	49.340	88.13	2.405	11:21:05.395
24 -	29.619	107.0	19.914	124.2	49.533	87.79	2.598	11:21:54.928
25 -	29.862	106.5	19.986	124.0	49.848	87.23	2.913	11:22:44.776

P9	9	Lassi HALMINEN			Falcon MOTORSPORT - M12 SJ/Scholar			
LAP	SECTOR 1		SECTOR 2		LAP TIME	MPH	DIFF	TIME OF DAY
1 -	33.306	105.6	19.980	126.6	57.350	75.82	11.130	11:03:19.360
2 -	29.114	107.5	19.428	127.5	48.542	89.58	2.322	11:04:07.902
3 -	28.432	109.4	19.045	128.3	47.477	91.59	1.257	11:04:55.379
4 -	28.369	108.9	19.007	128.5	47.376	91.78	1.156	11:05:42.755
5 -	28.164	109.4	18.855	129.0	47.019	92.48	0.799	11:06:29.774
6 -	27.834	110.3	18.834	128.8	46.668	93.18	0.448	11:07:16.442
7 -	27.894	109.8	18.639	129.5	46.533	93.45	0.313	11:08:02.975
8 -	27.720	110.0	18.677	129.5	46.397	93.72	0.177	11:08:49.372
9 -	27.805	110.1	18.737	128.8	46.542	93.43	0.322	11:09:35.914
10 -	27.623	110.5	18.638	129.5	46.261 (2)	94.00	0.041	11:10:22.175
11 -	28.003	110.0	18.681	128.8	46.684	93.14	0.464	11:11:08.859
12 -	27.763	109.4	18.755	128.8	46.518	93.48	0.298	11:11:55.377
13 -	27.704	110.0	18.649	128.8	46.353	93.81	0.133	11:12:41.730
14 -	27.863	111.1	18.636	128.5	46.499	93.52	0.279	11:13:28.229
15 -	27.921	109.6	18.667	128.8	46.588	93.34	0.368	11:14:14.817
16 -	27.625	109.4	18.719	127.8	46.344	93.83	0.124	11:15:01.161
17 -	27.642	109.6	18.854	128.0	46.496	93.52	0.276	11:15:47.657
18 -	28.810	109.8	18.890	127.3	47.700	91.16	1.480	11:16:35.357
19 -	27.848	110.1	18.696	127.5	46.544	93.42	0.324	11:17:21.901

Weather / Track : Cloudy / Dry

Brands Hatch Indy

Circuit Length = 1.2079 miles

Start: 11:02 Flag 11:22 End: 11:23

2013 Dunlop MSA Formula Ford Championship GB

ROUND 2 - SECTOR ANALYSIS

SECTOR 1 = FL to I1, SECTOR 2 = I1 to FL, DIFF = Difference To Personal Best Lap

20 -	27.845	109.8	18.808	127.3	46.653	93.21	0.433	11:18:08.554
21 -	27.673	110.0	18.638	128.0	46.311 (3)	93.90	0.091	11:18:54.865
22 -	27.665	109.8	18.715	127.5	46.380	93.75	0.160	11:19:41.245
23 -	27.921	110.0	18.764	127.3	46.685	93.14	0.465	11:20:27.931
24 -	27.550	110.9	18.670	128.0	46.220 (1)	94.08		11:21:14.151

P10 34		Camren KAMINSKY			JTR - M13 SJ/Mountune			
LAP	SECTOR 1		SECTOR 2		LAP TIME	MPH	DIFF	TIME OF DAY
1 -	32.621	110.0	19.805	129.5	56.021	77.62	9.899	11:03:18.031
2 -	29.176	112.0	19.320	130.5	48.496	89.66	2.374	11:04:06.527
3 -	28.735	112.5	19.120	131.0	47.855	90.87	1.733	11:04:54.382
4 -	28.312	113.1	18.983	131.0	47.295	91.94	1.173	11:05:41.677
5 -	28.197	113.5	18.729	131.8	46.926	92.66	0.804	11:06:28.603
6 -	28.004	113.7	18.832	131.8	46.836	92.84	0.714	11:07:15.439
7 -	27.868	113.5	18.688	131.8	46.556	93.40	0.434	11:08:01.995
8 -	27.751	113.7	18.671	132.1	46.422	93.67	0.300	11:08:48.417
9 -	27.837	114.3	18.614	131.8	46.451	93.61	0.329	11:09:34.868
10 -	27.935	113.7	18.702	132.1	46.637	93.24	0.515	11:10:21.505
11 -	27.850	113.9	18.490	132.3	46.340	93.84	0.218	11:11:07.845
12 -	27.738	113.7	18.566	132.1	46.304	93.91	0.182	11:11:54.149
13 -	27.809	113.9	18.524	131.8	46.333	93.85	0.211	11:12:40.482
14 -	27.935	114.1	18.538	131.5	46.473	93.57	0.351	11:13:26.955
15 -	27.748	114.7	18.534	132.1	46.282	93.95	0.160	11:14:13.237
16 -	27.781	113.5	18.590	131.8	46.371	93.77	0.249	11:14:59.608
17 -	27.836	112.2	19.709	131.0	47.545	91.46	1.423	11:15:47.153
18 -	29.701	113.7	18.673	132.6	48.374	89.89	2.252	11:16:35.528
19 -	28.310	114.3	18.676	132.3	46.986	92.55	0.864	11:17:22.514
20 -	27.670	113.9	18.581	132.3	46.251 (3)	94.02	0.129	11:18:08.765
21 -	27.921	114.1	18.509	132.3	46.430	93.65	0.308	11:18:55.195
22 -	27.791	114.1	18.403	133.1	46.194 (2)	94.13	0.072	11:19:41.389
23 -	28.080	114.5	18.709	132.3	46.789	92.94	0.667	11:20:28.178
24 -	27.668	114.7	18.454	133.4	46.122 (1)	94.28		11:21:14.300

P11 7		Neil WINN			Falcon Motorsport - M13 SJ/Scholar			
LAP	SECTOR 1		SECTOR 2		LAP TIME	MPH	DIFF	TIME OF DAY
1 -	OUTLAP	97.6	20.839	125.9	1:00.253	72.17	12.635	11:03:22.263
2 -	30.423	106.5	19.894	126.1	50.317	86.42	2.699	11:04:12.580
3 -	29.917	106.3	19.806	125.6	49.723	87.45	2.105	11:05:02.303
4 -	29.246	107.8	19.474	126.6	48.720	89.25	1.102	11:05:51.023
5 -	28.852	109.4	19.246	127.0	48.098	90.41	0.480	11:06:39.121
6 -	28.651	108.7	19.074	128.0	47.725	91.11	0.107	11:07:26.846
7 -	28.566	106.0	19.250	127.5	47.816	90.94	0.198	11:08:14.662
8 -	28.413	109.8	19.212	126.3	47.625 (3)	91.30	0.007	11:09:02.287
9 -	28.476	108.9	19.357	126.3	47.833	90.91	0.215	11:09:50.120
10 -	28.472	108.2	19.147	127.3	47.619 (2)	91.32	0.001	11:10:37.739
11 -	28.377	109.2	19.241	127.3	47.618 (1)	91.32		11:11:25.357
12 -	28.535	108.7	IN PIT		1:57.519 P	37.00	1:09.901	11:13:22.876
13 -	OUTLAP	107.3	19.887	125.4	57.477	75.65	9.859	11:14:20.353
14 -	29.289	107.5	19.722	125.2	49.011	88.72	1.393	11:15:09.364
15 -	29.223	107.3	19.568	125.6	48.791	89.12	1.173	11:15:58.155
16 -	30.760	70.1	20.992	87.8	51.752	84.02	4.134	11:16:49.907
17 -	30.476	108.7	19.441	126.3	49.917	87.11	2.299	11:17:39.824
18 -	28.938	108.0	19.391	126.8	48.329	89.97	0.711	11:18:28.153
19 -	30.830	106.3	IN PIT		1:57.782 P	36.92	1:10.164	11:20:25.935

P12 24		Luke WILLIAMS			Jamun Racing - M12 SJ/Scholar			
LAP	SECTOR 1		SECTOR 2		LAP TIME	MPH	DIFF	TIME OF DAY
1 -	31.331	107.0	19.469	123.8	53.682	81.00	7.312	11:03:15.692
2 -	28.449	108.4	19.367	123.8	47.816	90.94	1.446	11:04:03.508
3 -	28.139	109.4	18.972	124.2	47.111	92.30	0.741	11:04:50.619
4 -	28.160	108.5	19.008	124.7	47.168	92.19	0.798	11:05:37.787
5 -	28.041	109.2	18.914	124.9	46.955	92.61	0.585	11:06:24.742

Weather / Track : Cloudy / Dry

Brands Hatch Indy
Circuit Length = 1.2079 miles
Start: 11:02 Flag 11:22 End: 11:23

2013 Dunlop MSA Formula Ford Championship GB

ROUND 2 - SECTOR ANALYSIS

SECTOR 1 = FL to I1, SECTOR 2 = I1 to FL, DIFF = Difference To Personal Best Lap

6 -	27.791	108.7	18.913	124.7	46.704	93.10	0.334	11:07:11.446
7 -	28.434	109.2	18.895	125.4	47.329	91.88	0.959	11:07:58.775
8 -	27.858	109.2	18.960	125.4	46.818	92.88	0.448	11:08:45.593
9 -	27.626	109.8	18.863	125.2	46.489	(3) 93.54	0.119	11:09:32.082
10 -	27.954	109.1	18.846	124.9	46.800	92.91	0.430	11:10:18.882
11 -	27.535	109.8	18.835	125.2	46.370	(1) 93.78		11:11:05.252
12 -	27.813	108.9	19.000	124.5	46.813	92.89	0.443	11:11:52.065
13 -	27.620	109.1	18.830	124.9	46.450	(2) 93.61	0.080	11:12:38.515
14 -	27.627	109.6	18.879	123.8	46.506	93.50	0.136	11:13:25.021
15 -	27.800	109.6	18.820	124.7	46.620	93.27	0.250	11:14:11.641
16 -	27.816	107.8	18.929	123.8	46.745	93.02	0.375	11:14:58.386

2013 Dunlop MSA Formula Ford Championship GB

ROUND 2 - BEST SPEEDS

POS	SECTOR 1			SECTOR 2			FINISH LINE		
	NO	NAME	MPH	NO	NAME	MPH	NO	NAME	MPH
1	1	Dan CAMMISH	115.5				34	Camren KAMINSKY	133.4
2	34	Camren KAMINSKY	114.7				1	Dan CAMMISH	132.6
3	17	George BLUNDELL	114.5				17	George BLUNDELL	132.3
4	25	Nico MARANZANA	114.5				37	Ben ANDERSON (G)	131.8
5	37	Ben ANDERSON (G)	114.1				25	Nico MARANZANA	131.3
6	23	Scott MALVERN	113.9				74	James ABBOTT	131.0
7	74	James ABBOTT	111.2				23	Scott MALVERN	129.8
8	9	Lassi HALMINEN	111.1				9	Lassi HALMINEN	129.5
9	6	Harrison SCOTT	110.0				7	Neil WINN	128.0
10	7	Neil WINN	109.8				5	Andrew RICHARDSON	127.5
11	24	Luke WILLIAMS	109.8				6	Harrison SCOTT	127.0
12	5	Andrew RICHARDSON	108.9				24	Luke WILLIAMS	125.4

Weather / Track : Cloudy / Dry

Results can be found at www.tsl-timing.com

Brands Hatch Indy
Circuit Length = 1.2079 miles
Start: 11:02 Flag 11:22 End: 11:23

Printed - 11:24 Sunday, 31 March 2013

2013 Dunlop MSA Formula Ford Championship GB

ROUND 2 - BEST SECTORS

SECTOR 1			SECTOR 2			IDEAL / BEST COMPARISON						
POS	NO	NAME	TIME	NO	NAME	TIME	POS	NO	NAME	IDEAL	BEST	DIFF
1	23	MALVERN	27.227	34	KAMINSKY	18.403						
2	1	CAMMISH	27.477	23	MALVERN	18.439	1	23	MALVERN	45.666	45.720	0.054
3	25	MARANZANA	27.486	1	CAMMISH	18.482	2	1	CAMMISH	45.959	45.959	0.000
4	24	WILLIAMS	27.535	17	BLUNDELL	18.611	3	34	KAMINSKY	46.071	46.122	0.051
5	9	HALMINEN	27.550	9	HALMINEN	18.636	4	25	MARANZANA	46.149	46.149	0.000
6	34	KAMINSKY	27.668	37	ANDERSON (G)	18.646	5	9	HALMINEN	46.186	46.220	0.034
7	17	BLUNDELL	27.700	25	MARANZANA	18.663	6	17	BLUNDELL	46.311	46.321	0.010
8	37	ANDERSON (G)	27.788	24	WILLIAMS	18.820	7	24	WILLIAMS	46.355	46.370	0.015
9	6	SCOTT	27.837	5	RICHARDSON	18.897	8	37	ANDERSON (G)	46.434	46.513	0.079
10	5	RICHARDSON	27.977	6	SCOTT	18.992	9	6	SCOTT	46.829	46.868	0.039
11	74	ABBOTT	28.075	7	WINN	19.074	10	5	RICHARDSON	46.874	46.935	0.061
12	7	WINN	28.377	74	ABBOTT	19.159	11	74	ABBOTT	47.234	47.281	0.047
							12	7	WINN	47.451	47.618	0.167

Weather / Track : Cloudy / Dry

Results can be found at www.tsl-timing.com

Brands Hatch Indy
 Circuit Length = 1.2079 miles
 Start: 11:02 Flag 11:22 End: 11:23

Printed - 13:23 Sunday, 31 March 2013

2013 Dunlop MSA Formula Ford Championship GB

ROUND 2 - LAP CHART

LAP 1			LAP 2			LAP 3			LAP 4			LAP 5		
NO	BEHIND	LAP TIME	NO	BEHIND	LAP TIME	NO	BEHIND	LAP TIME	NO	BEHIND	LAP TIME	NO	BEHIND	LAP TIME
1		52.135	1		47.047	1		46.789	1		46.553	1		46.541
24	1.547	53.682	24	2.316	47.816	24	2.638	47.111	24	3.253	47.168	24	3.667	46.955
23	2.327	54.462	23	3.012	47.732	23	3.390	47.167	23	3.822	46.985	23	4.028	46.747
34	3.886	56.021	34	5.335	48.496	34	6.401	47.855	34	7.143	47.295	34	7.528	46.926
25	4.648	56.783	25	5.787	48.186	25	6.878	47.880	25	7.728	47.403	25	8.088	46.901
9	5.215	57.350	9	6.710	48.542	9	7.398	47.477	9	8.221	47.376	9	8.699	47.019
17	5.678	57.813	17	7.061	48.430	17	7.750	47.478	17	8.346	47.149	17	8.886	47.081
6	6.800	58.935	6	9.169	49.416	6	11.633	49.253	6	13.622	48.542	37	15.726	48.561
37	7.209	59.344	37	9.392	49.230	37	11.757	49.154	37	13.705	48.501	6	15.826	48.745
74	7.627	59.762	74	9.915	49.335	74	12.201	49.075	74	14.420	48.772	74	16.239	48.360
5	8.023	1:00.158	5	10.437	49.461	5	12.510	48.862	5	14.683	48.726	5	16.734	48.592
7	8.118	1:00.253	7	11.388	50.317	7	14.322	49.723	7	16.489	48.720	7	18.046	48.098

Weather / Track : Cloudy / Dry

Brands Hatch Indy
 Circuit Length = 1.2079 miles
 Start: 11:02 Flag 11:22 End: 11:23

2013 Dunlop MSA Formula Ford Championship GB

ROUND 2 - LAP CHART

LAP 6			LAP 7			LAP 8			LAP 9			LAP 10		
NO	BEHIND	LAP TIME	NO	BEHIND	LAP TIME	NO	BEHIND	LAP TIME	NO	BEHIND	LAP TIME	NO	BEHIND	LAP TIME
1		46.622	1		46.568	1		46.069	1		46.099	1		46.020
24	3.749	46.704	23	3.712	46.390	23	3.665	46.022	23	3.370	45.804	23	3.150	45.800
23	3.890	46.484	24	4.510	47.329	24	5.259	46.818	24	5.649	46.489	24	6.429	46.800
34	7.742	46.836	34	7.730	46.556	34	8.083	46.422	34	8.435	46.451	34	9.052	46.637
25	8.256	46.790	25	8.243	46.555	25	8.565	46.391	25	8.865	46.399	25	9.340	46.495
9	8.745	46.668	9	8.710	46.533	9	9.038	46.397	9	9.481	46.542	9	9.722	46.261
17	8.977	46.713	17	9.083	46.674	17	9.460	46.446	17	9.682	46.321	17	10.091	46.429
37	16.368	47.264	37	17.153	47.353	37	18.038	46.954	37	18.997	47.058	37	19.848	46.871
6	17.518	48.313	6	18.537	47.587	6	19.612	47.144	6	20.683	47.170	6	21.781	47.118
74	17.588	47.971	74	18.889	47.869	74	20.168	47.348	5	21.554	47.269	5	22.469	46.935
5	17.965	47.853	5	19.139	47.742	5	20.384	47.314	74	22.080	48.011	74	23.341	47.281
7	19.149	47.725	7	20.397	47.816	7	21.953	47.625	7	23.687	47.833	7	25.286	47.619

Weather / Track : Cloudy / Dry

2013 Dunlop MSA Formula Ford Championship GB

ROUND 2 - LAP CHART

LAP 11			LAP 12			LAP 13			LAP 14			LAP 15		
NO	BEHIND	LAP TIME	NO	BEHIND	LAP TIME	NO	BEHIND	LAP TIME	NO	BEHIND	LAP TIME	NO	BEHIND	LAP TIME
1		45.959	1		46.033	1		46.075	1		46.121	1		46.307
23	2.990	45.799	23	2.740	45.783	23	2.385	45.720	23	2.068	45.804	23	1.488	45.727
24	6.840	46.370	24	7.620	46.813	24	7.995	46.450	7	2 Laps	1:57.519 P	24	8.693	46.620
34	9.433	46.340	34	9.704	46.304	34	9.962	46.333	24	8.380	46.506	34	10.289	46.282
25	10.013	46.632	25	10.392	46.412	25	10.791	46.474	34	10.314	46.473	25	11.156	46.280
9	10.447	46.684	9	10.932	46.518	9	11.210	46.353	25	11.183	46.513	9	11.869	46.588
17	10.760	46.628	17	11.406	46.679	17	11.797	46.466	9	11.588	46.499	17	12.668	46.884
37	20.580	46.691	37	21.372	46.825	37	21.810	46.513	17	12.091	46.415	7	2 Laps	57.477
6	22.775	46.953	6	23.696	46.954	6	24.489	46.868	37	22.378	46.689	37	22.794	46.723
5	23.598	47.088	5	24.600	47.035	5	25.902	47.377	6	25.335	46.967	6	26.155	47.127
74	24.871	47.489	74	26.182	47.344	74	27.511	47.403	5	27.555	47.774	5	29.301	48.053
7	26.945	47.618							74	28.811	47.421	74	30.031	47.527

Weather / Track : Cloudy / Dry

2013 Dunlop MSA Formula Ford Championship GB

ROUND 2 - LAP CHART

LAP 16			LAP 17			LAP 18			LAP 19			LAP 20		
NO	BEHIND	LAP TIME	NO	BEHIND	LAP TIME	NO	BEHIND	LAP TIME	NO	BEHIND	LAP TIME	NO	BEHIND	LAP TIME
1		46.061	1		46.142	1		46.102	1		46.062	1		46.171
23	1.293	45.866	23	1.247	46.096	23	1.153	46.008	23	1.032	45.941	23	0.882	46.021
24	9.377	46.745	25	11.909	46.492	25	13.477	47.670	25	13.665	46.250	25	14.098	46.603
34	10.599	46.371	34	12.002	47.545	9	14.104	47.700	9	14.586	46.544	9	15.068	46.653
25	11.559	46.464	9	12.506	46.496	34	14.275	48.374	34	15.199	46.986	34	15.279	46.251
9	12.152	46.344	17	13.878	46.891	17	14.692	46.916	17	16.330	47.700	17	17.397	47.238
17	13.129	46.522	7	2 Laps	48.791	37	26.113	47.103	37	27.335	47.284	37	28.196	47.032
7	2 Laps	49.011	37	25.112	47.074	7	2 Laps	51.752	6	30.881	47.766	6	32.188	47.478
37	24.180	47.447	6	28.046	46.998	6	29.177	47.233	7	2 Laps	49.917	7	2 Laps	48.329
6	27.190	47.096	5	34.575	49.116	74	37.119	48.558	74	38.602	47.545	74	39.795	47.364
5	31.601	48.361	74	34.662	49.082	5	38.174	49.701	5	41.042	48.930	5	43.488	48.617
74	31.722	47.752												

Weather / Track : Cloudy / Dry

Results can be found at www.tsl-timing.com

Page 4 of 6

Brands Hatch Indy
 Circuit Length = 1.2079 miles
 Start: 11:02 Flag 11:22 End: 11:23

Printed - 11:25 Sunday, 31 March 2013

2013 Dunlop MSA Formula Ford Championship GB

ROUND 2 - LAP CHART

LAP 21			LAP 22			LAP 23			LAP 24			LAP 25		
NO	BEHIND	LAP TIME	NO	BEHIND	LAP TIME	NO	BEHIND	LAP TIME	NO	BEHIND	LAP TIME	NO	BEHIND	LAP TIME
1		46.140	1		46.246	1		46.178	1		46.228	1		46.237
23	0.856	46.114	23	0.479	45.869	23	0.535	46.234	23	0.425	46.118	23	0.506	46.318
25	14.107	46.149	5	1 Lap	49.673	5	1 Lap	49.408	5	1 Lap	49.340	5	1 Lap	49.533
9	15.239	46.311	25	14.191	46.330	7	4 Laps	1:57.782 P	25	14.596	46.415	25	14.927	46.568
34	15.569	46.430	9	15.373	46.380	25	14.409	46.396	9	15.873	46.220	17	21.353	47.462
17	17.943	46.686	34	15.517	46.194	9	15.881	46.685	34	16.022	46.122	37	33.047	48.086
37	29.144	47.088	17	18.591	46.894	34	16.128	46.789	17	20.128	47.105	6	39.107	48.378
6	33.487	47.439	37	29.695	46.797	17	19.250	46.837	37	31.198	47.055			
74	41.149	47.494	6	34.658	47.417	37	30.371	46.854	6	36.966	47.568			
			74	42.377	47.474	6	35.626	47.146	74	45.023	47.383			
						74	43.868	47.669						

Weather / Track : Cloudy / Dry

Results can be found at www.tsl-timing.com

Page 5 of 6

Brands Hatch Indy
 Circuit Length = 1.2079 miles
 Start: 11:02 Flag 11:22 End: 11:23

Printed - 11:25 Sunday, 31 March 2013

2013 Dunlop MSA Formula Ford Championship GB

ROUND 2 - LAP CHART

LAP 26		
NO	BEHIND	LAP TIME
1		46.609
23	0.424	46.527
74	1 Lap	48.841
5	1 Lap	49.848
25	15.332	47.014
17	24.073	49.329
37	34.126	47.688
6	41.310	48.812

Weather / Track : Cloudy / Dry

Results can be found at www.tsl-timing.com

Page 6 of 6

Brands Hatch Indy
Circuit Length = 1.2079 miles
Start: 11:02 Flag 11:22 End: 11:23

Printed - 11:25 Sunday, 31 March 2013



2013 Dunlop MSA Formula Ford Championship GB

ROUND 3 - CLASSIFICATION



RACINGLINE

POS	NO	CL	PIC NAME	NAT	ENTRY	LAPS	TIME	GAP	DIFF	MPH	BEST	ON
1	1		1 Dan CMMISH	GBR	JTR - M13 SJ/Mountune	26	20:11.008			93.36	45.912	18
2	24		2 Luke WILLIAMS	GBR	Jamun Racing - M12 SJ/Scholar	26	20:13.787	2.779	2.779	93.14	45.957	18
3	34		3 Camren KAMINSKY	USA	JTR - M13 SJ/Mountune	26	20:20.843	9.835	7.056	92.61	46.113	18
4	25	S	1 Nico MARANZANA	ARG	Jamun Racing - M12 SJ/Scholar	26	20:22.573	11.565	1.730	92.48	46.238	18
5	9		4 Lassi HALMINEN	FIN	Falcon Motorsport - M12 SJ/Scholar	26	20:25.394	14.386	2.821	92.26	45.893	9
6	37		5 Ben ANDERSON (G)	GBR	Jamun Racing - M12 SJ/Scholar	26	20:29.720	18.712	4.326	91.94	46.096	21
7	17		6 George BLUNDELL	GBR	Enigma Motorsport - M12 SJ/Scholar	26	20:30.198	19.190	0.478	91.90	46.211	13
8	23		7 Scott MALVERN	GBR	Jamun Racing - M12 SJ/Scholar	26	20:32.847	21.839	2.649	91.70	45.887	25
9	6	S	2 Harrison SCOTT	GBR	Falcon Motorsport - M13 SJ/Scholar	26	20:39.323	28.315	6.476	91.23	46.472	8
10	7		8 Neil WINN	GBR	Falcon Motorsport - M13 SJ/Scholar	26	20:43.743	32.735	4.420	90.90	46.534	16
11	74		9 James ABBOTT	GBR	Radical Motorsport - Sinter LA12/Scholar	26	20:48.332	37.324	4.589	90.57	47.103	12
12	5		10 Andrew RICHARDSON	GBR	Richardson Racing - M12 SJ/Scholar	25	20:29.281	1 Lap	1 Lap	88.43	47.699	25

FASTEST LAP

23			Scott MALVERN	GBR	Jamun Racing - M12 SJ/Scholar	25	45.887		94.76 mph		152.51 kph	
25	S		Nico MARANZANA	ARG	Jamun Racing - M12 SJ/Scholar	18	46.238		94.04 mph		151.35 kph	

Weather / Track : Cloudy / Dry

These results are provisional until the conclusion of any judicial and technical matters.

Brands Hatch Indy

Circuit Length = 1.2079 miles

Start: 17:48 Flag 18:08 End: 18:09

Clerk Of Course :	Timekeeper :
-------------------	--------------

2013 Dunlop MSA Formula Ford Championship GB

ROUND 3 - SECTOR ANALYSIS

SECTOR 1 = FL to I1, SECTOR 2 = I1 to FL, DIFF = Difference To Personal Best Lap

P1		1 Dan CMMISH			JTR - M13 SJ/Mountune			
LAP	SECTOR 1		SECTOR 2		LAP TIME	MPH	DIFF	TIME OF DAY
1 -	31.232	112.0	19.116	130.3	52.358	83.05	6.446	17:49:24.747
2 -	28.322	111.8	18.845	130.3	47.167	92.19	1.255	17:50:11.914
3 -	28.063	114.1	18.775	131.0	46.838	92.84	0.926	17:50:58.752
4 -	27.976	113.7	18.533	131.5	46.509	93.50	0.597	17:51:45.261
5 -	27.807	113.7	18.608	131.8	46.415	93.68	0.503	17:52:31.676
6 -	27.926	113.9	18.513	132.1	46.439	93.64	0.527	17:53:18.115
7 -	27.662	114.3	18.478	131.5	46.140	94.24	0.228	17:54:04.255
8 -	27.560	113.3	18.442	132.1	46.002 (2)	94.53	0.090	17:54:50.257
9 -	27.648	113.9	18.468	132.3	46.116	94.29	0.204	17:55:36.373
10 -	27.624	113.9	18.467	132.1	46.091	94.34	0.179	17:56:22.464
11 -	27.684	114.1	18.611	131.8	46.295	93.93	0.383	17:57:08.759
12 -	27.697	114.9	18.527	132.1	46.224	94.07	0.312	17:57:54.983
13 -	27.606	113.7	18.512	131.8	46.118	94.29	0.206	17:58:41.101
14 -	27.827	114.3	18.545	131.8	46.372	93.77	0.460	17:59:27.473
15 -	27.659	114.3	18.506	132.3	46.165	94.19	0.253	18:00:13.638
16 -	27.606	113.7	18.466	132.1	46.072 (3)	94.38	0.160	18:00:59.710
17 -	27.702	114.1	18.528	132.1	46.230	94.06	0.318	18:01:45.940
18 -	27.468	114.5	18.444	132.1	45.912 (1)	94.71		18:02:31.852
19 -	27.873	114.1	18.586	132.1	46.459	93.60	0.547	18:03:18.311
20 -	27.669	114.7	18.525	132.1	46.194	94.13	0.282	18:04:04.505
21 -	27.788	113.1	18.514	132.1	46.302	93.91	0.390	18:04:50.807
22 -	27.631	114.1	18.560	132.1	46.191	94.14	0.279	18:05:36.998
23 -	27.723	114.3	18.576	131.5	46.299	93.92	0.387	18:06:23.297
24 -	27.768	114.3	18.695	131.5	46.463	93.59	0.551	18:07:09.760
25 -	28.050	114.1	18.676	131.5	46.726	93.06	0.814	18:07:56.486
26 -	28.205	113.1	18.706	127.5	46.911	92.69	0.999	18:08:43.397

P2		24 Luke WILLIAMS			Jamun Racing - M12 SJ/Scholar			
LAP	SECTOR 1		SECTOR 2		LAP TIME	MPH	DIFF	TIME OF DAY
1 -	31.679	108.5	19.366	129.8	55.013	79.04	9.056	17:49:27.402
2 -	29.320	112.2	19.090	130.5	48.410	89.82	2.453	17:50:15.812
3 -	28.769	112.5	18.943	129.8	47.712	91.14	1.755	17:51:03.524
4 -	27.648	112.7	18.638	130.0	46.286	93.95	0.329	17:51:49.810
5 -	27.609	113.3	18.640	130.5	46.249	94.02	0.292	17:52:36.059
6 -	27.434	113.7	18.638	130.3	46.072	94.38	0.115	17:53:22.131
7 -	27.501	113.7	18.569	129.8	46.070	94.39	0.113	17:54:08.201
8 -	27.350	113.5	18.624	130.5	45.974 (3)	94.58	0.017	17:54:54.175
9 -	27.568	113.3	18.664	130.3	46.232	94.06	0.275	17:55:40.407
10 -	27.424	113.7	18.633	130.3	46.057	94.41	0.100	17:56:26.464
11 -	27.272	113.7	18.725	130.5	45.997	94.54	0.040	17:57:12.461
12 -	27.424	113.7	18.626	130.5	46.050	94.43	0.093	17:57:58.511
13 -	27.609	113.5	18.730	130.0	46.339	93.84	0.382	17:58:44.850
14 -	27.531	113.9	18.584	130.5	46.115	94.29	0.158	17:59:30.965
15 -	27.403	113.3	18.688	130.8	46.091	94.34	0.134	18:00:17.056
16 -	27.331	114.1	18.635	130.3	45.966 (2)	94.60	0.009	18:01:03.022
17 -	27.486	113.7	18.574	130.3	46.060	94.41	0.103	18:01:49.082
18 -	27.299	114.5	18.658	130.0	45.957 (1)	94.62		18:02:35.039
19 -	27.488	113.3	18.667	131.0	46.155	94.21	0.198	18:03:21.194
20 -	27.747	114.1	18.801	130.5	46.548	93.42	0.591	18:04:07.742
21 -	27.602	112.0	18.706	131.0	46.308	93.90	0.351	18:04:54.050
22 -	27.607	113.9	18.691	130.0	46.298	93.92	0.341	18:05:40.348
23 -	27.698	114.1	18.941	130.0	46.639	93.23	0.682	18:06:26.987
24 -	27.737	114.1	18.711	130.5	46.448	93.62	0.491	18:07:13.435
25 -	27.520	113.7	18.732	130.3	46.252	94.01	0.295	18:07:59.687
26 -	27.739	113.7	18.750	131.3	46.489	93.54	0.532	18:08:46.176

P3		34 Camren KAMINSKY			JTR - M13 SJ/Mountune			
LAP	SECTOR 1		SECTOR 2		LAP TIME	MPH	DIFF	TIME OF DAY
1 -	32.081	109.6	19.684	130.3	54.683	79.52	8.570	17:49:27.072
2 -	29.185	112.2	19.317	130.3	48.502	89.65	2.389	17:50:15.574

Weather / Track : Cloudy / Dry

Brands Hatch Indy
Circuit Length = 1.2079 miles
Start: 17:48 Flag 18:08 End: 18:09

2013 Dunlop MSA Formula Ford Championship GB

ROUND 3 - SECTOR ANALYSIS

SECTOR 1 = FL to I1, SECTOR 2 = I1 to FL, DIFF = Difference To Personal Best Lap

3 -	29.297	113.3	19.061	131.0	48.358	89.92	2.245	17:51:03.932
4 -	28.263	112.5	18.743	131.5	47.006	92.51	0.893	17:51:50.938
5 -	27.992	113.1	18.480	131.8	46.472	93.57	0.359	17:52:37.410
6 -	27.884	112.9	18.633	132.3	46.517	93.48	0.404	17:53:23.927
7 -	27.904	113.1	18.676	131.3	46.580	93.35	0.467	17:54:10.507
8 -	27.961	113.3	18.719	131.8	46.680	93.15	0.567	17:54:57.187
9 -	27.802	113.7	18.632	131.5	46.434	93.65	0.321	17:55:43.621
10 -	27.803	113.7	18.653	131.5	46.456	93.60	0.343	17:56:30.077
11 -	27.934	113.7	18.656	131.5	46.590	93.33	0.477	17:57:16.667
12 -	27.823	114.1	18.604	132.1	46.427	93.66	0.314	17:58:03.094
13 -	27.775	113.3	18.569	132.3	46.344	93.83	0.231	17:58:49.438
14 -	27.850	113.1	18.636	131.8	46.486	93.54	0.373	17:59:35.924
15 -	28.294	111.6	18.669	131.5	46.963	92.59	0.850	18:00:22.887
16 -	28.139	113.7	18.612	131.5	46.751	93.01	0.638	18:01:09.638
17 -	27.842	113.9	18.578	131.8	46.420	93.67	0.307	18:01:56.058
18 -	27.625	114.1	18.488	131.8	46.113 (1)	94.30		18:02:42.171
19 -	27.694	113.7	18.455	131.8	46.149 (2)	94.22	0.036	18:03:28.320
20 -	27.610	113.7	18.700	131.5	46.310	93.90	0.197	18:04:14.630
21 -	27.859	113.3	18.553	132.6	46.412	93.69	0.299	18:05:01.042
22 -	27.809	114.1	18.554	132.3	46.363	93.79	0.250	18:05:47.405
23 -	28.037	114.3	18.749	130.8	46.786	92.94	0.673	18:06:34.191
24 -	27.874	113.9	18.548	131.8	46.422	93.67	0.309	18:07:20.613
25 -	27.707	113.9	18.562	131.5	46.269 (3)	93.98	0.156	18:08:06.882
26 -	27.850	114.1	18.499	131.5	46.349	93.82	0.236	18:08:53.232

P4	25	S	Nico MARANZANA		Jamun Racing - M12 SJ/Scholar			
LAP	SECTOR 1		SECTOR 2		LAP TIME	MPH	DIFF	TIME OF DAY

1 -	33.480	101.6	19.712	128.3	57.122	76.12	10.884	17:49:29.511
2 -	28.477	110.9	19.226	128.8	47.703	91.15	1.465	17:50:17.214
3 -	28.423	111.8	19.085	128.0	47.508	91.53	1.270	17:51:04.722
4 -	28.030	112.4	18.936	129.5	46.966	92.59	0.728	17:51:51.688
5 -	28.004	111.8	18.864	129.8	46.868	92.78	0.630	17:52:38.556
6 -	27.840	112.7	18.917	130.0	46.757	93.00	0.519	17:53:25.313
7 -	27.896	112.4	18.731	129.8	46.627	93.26	0.389	17:54:11.940
8 -	27.799	111.2	18.725	130.5	46.524	93.47	0.286	17:54:58.464
9 -	27.723	112.5	18.739	130.5	46.462	93.59	0.224	17:55:44.926
10 -	28.037	111.4	18.988	129.8	47.025	92.47	0.787	17:56:31.951
11 -	27.662	112.9	18.724	130.0	46.386	93.74	0.148	17:57:18.337
12 -	27.501	112.5	18.819	130.3	46.320	93.88	0.082	17:58:04.657
13 -	28.175	112.0	18.766	130.3	46.941	92.63	0.703	17:58:51.598
14 -	28.334	111.4	18.677	130.0	47.011	92.50	0.773	17:59:38.609
15 -	27.550	113.1	18.776	130.0	46.326	93.86	0.088	18:00:24.935
16 -	27.601	113.7	18.704	130.0	46.305	93.91	0.067	18:01:11.240
17 -	27.583	113.1	18.721	130.0	46.304 (3)	93.91	0.066	18:01:57.544
18 -	27.562	113.7	18.676	130.3	46.238 (1)	94.04		18:02:43.782
19 -	27.555	112.2	18.719	130.3	46.274 (2)	93.97	0.036	18:03:30.056
20 -	27.556	113.1	18.782	130.5	46.338	93.84	0.100	18:04:16.394
21 -	27.683	113.7	18.708	130.5	46.391	93.73	0.153	18:05:02.785
22 -	27.625	113.7	18.815	130.5	46.440	93.63	0.202	18:05:49.225
23 -	27.598	113.7	18.746	130.3	46.344	93.83	0.106	18:06:35.569
24 -	27.612	112.5	18.781	130.3	46.393	93.73	0.155	18:07:21.962
25 -	27.511	113.9	18.861	130.3	46.372	93.77	0.134	18:08:08.334
26 -	27.806	113.5	18.822	130.3	46.628	93.26	0.390	18:08:54.962

P5	9	Lassi HALMINEN		Falcon Motorsport - M12 SJ/Scholar				
LAP	SECTOR 1		SECTOR 2		LAP TIME	MPH	DIFF	TIME OF DAY

1 -	33.976	95.4	20.429	125.9	58.053	74.90	12.160	17:49:30.442
2 -	29.129	108.7	19.457	127.0	48.586	89.50	2.693	17:50:19.028
3 -	28.438	109.4	19.062	126.1	47.500	91.54	1.607	17:51:06.528
4 -	28.427	109.4	18.990	127.3	47.417	91.70	1.524	17:51:53.945
5 -	28.023	109.2	18.815	127.8	46.838	92.84	0.945	17:52:40.783
6 -	27.598	110.1	18.725	127.5	46.323	93.87	0.430	17:53:27.106
7 -	27.612	110.0	18.702	126.3	46.314	93.89	0.421	17:54:13.420

Weather / Track : Cloudy / Dry

Brands Hatch Indy

Circuit Length = 1.2079 miles

Start: 17:48 Flag 18:08 End: 18:09

2013 Dunlop MSA Formula Ford Championship GB

ROUND 3 - SECTOR ANALYSIS

SECTOR 1 = FL to I1, SECTOR 2 = I1 to FL, DIFF = Difference To Personal Best Lap

8 -	27.427	109.8	18.605	128.5	46.032 (2)	94.46	0.139	17:54:59.452
9 -	27.350	110.7	18.543	128.8	45.893 (1)	94.75		17:55:45.345
10 -	27.805	109.2	19.367	127.8	47.172	92.18	1.279	17:56:32.517
11 -	27.646	110.5	18.655	128.8	46.301	93.92	0.408	17:57:18.818
12 -	27.509	110.5	18.628	128.5	46.137	94.25	0.244	17:58:04.955
13 -	28.085	110.5	18.726	129.8	46.811	92.89	0.918	17:58:51.766
14 -	28.516	108.9	18.650	128.8	47.166	92.19	1.273	17:59:38.932
15 -	27.753	110.5	18.613	128.5	46.366	93.78	0.473	18:00:25.298
16 -	27.782	110.7	18.659	128.0	46.441	93.63	0.548	18:01:11.739
17 -	27.700	110.0	18.834	127.8	46.534	93.45	0.641	18:01:58.273
18 -	27.453	110.0	18.625	128.0	46.078 (3)	94.37	0.185	18:02:44.351
19 -	27.568	108.4	18.622	128.5	46.190	94.14	0.297	18:03:30.541
20 -	27.647	110.5	18.763	127.5	46.410	93.69	0.517	18:04:16.951
21 -	27.866	110.0	18.780	127.8	46.646	93.22	0.753	18:05:03.597
22 -	27.898	110.1	18.869	127.5	46.767	92.98	0.874	18:05:50.364
23 -	27.589	110.1	18.938	127.0	46.527	93.46	0.634	18:06:36.891
24 -	27.823	109.6	18.948	126.8	46.771	92.97	0.878	18:07:23.662
25 -	27.923	109.4	19.083	126.8	47.006	92.51	1.113	18:08:10.668
26 -	27.896	109.8	19.219	126.8	47.115	92.29	1.222	18:08:57.783

P6 37		Ben ANDERSON (G)			Jamun Racing - M12 SJ/Scholar			
LAP	SECTOR 1		SECTOR 2		LAP TIME	MPH	DIFF	TIME OF DAY
1 -	33.171	95.4	20.444	131.3	58.175	74.74	12.079	17:49:30.564
2 -	29.487	108.5	19.581	130.5	49.068	88.62	2.972	17:50:19.632
3 -	28.534	112.2	19.102	130.5	47.636	91.28	1.540	17:51:07.268
4 -	28.760	111.8	19.111	131.3	47.871	90.84	1.775	17:51:55.139
5 -	27.914	111.6	18.823	131.5	46.737	93.04	0.641	17:52:41.876
6 -	27.957	112.2	18.682	131.8	46.639	93.23	0.543	17:53:28.515
7 -	27.781	112.4	18.840	131.0	46.621	93.27	0.525	17:54:15.136
8 -	27.717	112.5	18.755	131.8	46.472	93.57	0.376	17:55:01.608
9 -	28.104	112.5	18.638	131.5	46.742	93.03	0.646	17:55:48.350
10 -	27.965	112.0	18.717	131.5	46.682	93.15	0.586	17:56:35.032
11 -	27.811	113.1	18.666	131.5	46.477	93.56	0.381	17:57:21.509
12 -	27.785	113.1	18.709	131.8	46.494	93.53	0.398	17:58:08.003
13 -	27.695	113.3	18.657	131.5	46.352 (3)	93.81	0.256	17:58:54.355
14 -	27.903	113.5	18.678	131.8	46.581	93.35	0.485	17:59:40.936
15 -	28.116	113.1	18.607	131.3	46.723	93.07	0.627	18:00:27.659
16 -	27.769	113.3	19.345	126.3	47.114	92.29	1.018	18:01:14.774
17 -	27.786	113.5	18.716	131.0	46.502	93.51	0.406	18:02:01.276
18 -	27.575	113.5	18.634	131.5	46.209 (2)	94.10	0.113	18:02:47.485
19 -	27.726	114.1	18.641	131.3	46.367	93.78	0.271	18:03:33.852
20 -	27.913	113.1	18.785	131.0	46.698	93.12	0.602	18:04:20.550
21 -	27.941	112.5	18.155		46.096 (1)	94.33		18:05:06.646
22 -	28.936	112.9	18.779	131.3	47.715	91.13	1.619	18:05:54.361
23 -	27.909	112.9	18.746	131.0	46.655	93.20	0.559	18:06:41.016
24 -	27.939	113.5	19.262	122.0	47.201	92.12	1.105	18:07:28.217
25 -	28.326	112.9	18.795	131.5	47.121	92.28	1.025	18:08:15.339
26 -	27.812	113.3	18.958	131.5	46.770	92.97	0.674	18:09:02.109

P7 17		George BLUNDELL			Enigma Motorsport - M12 SJ/Scholar			
LAP	SECTOR 1		SECTOR 2		LAP TIME	MPH	DIFF	TIME OF DAY
1 -	33.964	100.7	20.063	129.8	58.707	74.07	12.496	17:49:31.096
2 -	29.592	111.8	19.310	130.8	48.902	88.92	2.691	17:50:19.998
3 -	28.448	111.8	19.109	130.5	47.557	91.43	1.346	17:51:07.555
4 -	28.523	112.2	19.247	132.1	47.770	91.03	1.559	17:51:55.325
5 -	27.966	111.6	18.861	131.8	46.827	92.86	0.616	17:52:42.152
6 -	27.854	111.8	18.842	131.8	46.696	93.12	0.485	17:53:28.848
7 -	27.874	113.3	18.682	131.5	46.556	93.40	0.345	17:54:15.404
8 -	27.705	111.8	18.679	132.8	46.384	93.75	0.173	17:55:01.788
9 -	28.213	112.9	18.704	132.1	46.917	92.68	0.706	17:55:48.705
10 -	27.819	113.5	18.808	132.1	46.627	93.26	0.416	17:56:35.332
11 -	27.794	112.7	18.690	131.8	46.484	93.55	0.273	17:57:21.816
12 -	27.952	110.9	18.632	132.1	46.584	93.34	0.373	17:58:08.400

Weather / Track : Cloudy / Dry

Brands Hatch Indy
Circuit Length = 1.2079 miles
Start: 17:48 Flag 18:08 End: 18:09

2013 Dunlop MSA Formula Ford Championship GB

ROUND 3 - SECTOR ANALYSIS

SECTOR 1 = FL to I1, SECTOR 2 = I1 to FL, DIFF = Difference To Personal Best Lap

LAP	SECTOR 1	SECTOR 2	LAP TIME	MPH	DIFF	TIME OF DAY	
13 -	27.648	113.7	18.563	132.8	46.211 (1)	94.10	17:58:54.611
14 -	27.873	112.7	18.790	131.8	46.663	93.19	0.452 17:59:41.274
15 -	28.004	113.3	18.685	131.8	46.689	93.13	0.478 18:00:27.963
16 -	27.680	114.1	19.239	126.3	46.919	92.68	0.708 18:01:14.882
17 -	28.092	114.1	18.618	132.1	46.710	93.09	0.499 18:02:01.593
18 -	27.730	114.5	18.592	132.1	46.322 (2)	93.87	0.111 18:02:47.915
19 -	27.764	114.5	18.583	131.8	46.347 (3)	93.82	0.136 18:03:34.262
20 -	27.885	114.1	18.682	132.1	46.567	93.38	0.356 18:04:20.829
21 -	27.910	113.3	18.713	130.8	46.623	93.27	0.412 18:05:07.452
22 -	28.683	111.1	18.716	131.3	47.399	91.74	1.188 18:05:54.851
23 -	27.741	113.9	18.695	131.8	46.436	93.64	0.225 18:06:41.287
24 -	27.935	113.1	18.991	127.5	46.926	92.66	0.715 18:07:28.213
25 -	29.009	112.7	18.691	131.5	47.700	91.16	1.489 18:08:15.913
26 -	27.933	113.3	18.741	121.3	46.674	93.16	0.463 18:09:02.587

P8 23		Scott MALVERN			Jamun Racing - M12 SJ/Scholar			
LAP	SECTOR 1		SECTOR 2		LAP TIME	MPH	DIFF	TIME OF DAY
1 -	52.941	73.1	20.506	127.0	1:16.392	56.92	30.505	17:49:48.781
2 -	28.292	110.5	19.123	127.5	47.415	91.71	1.528	17:50:36.196
3 -	27.980	111.2	18.855	127.8	46.835	92.84	0.948	17:51:23.031
4 -	27.705	111.1	18.630	128.8	46.335	93.85	0.448	17:52:09.366
5 -	27.599	111.6	18.625	129.0	46.224	94.07	0.337	17:52:55.590
6 -	27.524	111.6	18.629	128.8	46.153	94.22	0.266	17:53:41.743
7 -	27.487	111.1	18.564	129.3	46.051	94.43	0.164	17:54:27.794
8 -	27.548	111.4	18.618	129.5	46.166	94.19	0.279	17:55:13.960
9 -	27.799	112.2	18.485	129.3	46.284	93.95	0.397	17:56:00.244
10 -	27.449	112.0	18.617	129.3	46.066	94.39	0.179	17:56:46.310
11 -	27.307	112.5	18.643	128.8	45.950 (2)	94.63	0.063	17:57:32.260
12 -	27.433	112.4	18.575	129.0	46.008	94.51	0.121	17:58:18.268
13 -	27.435	113.1	18.621	130.0	46.056	94.41	0.169	17:59:04.324
14 -	27.667	112.5	18.533	129.0	46.200	94.12	0.313	17:59:50.524
15 -	27.421	112.2	18.559	129.3	45.980	94.57	0.093	18:00:36.504
16 -	27.390	112.2	18.584	128.5	45.974 (3)	94.58	0.087	18:01:22.479
17 -	27.431	112.2	18.773	128.3	46.204	94.11	0.317	18:02:08.683
18 -	28.164	109.1	19.259	128.3	47.423	91.69	1.536	18:02:56.106
19 -	27.436	112.2	18.612	127.5	46.048	94.43	0.161	18:03:42.154
20 -	27.401	112.2	18.717	127.8	46.118	94.29	0.231	18:04:28.272
21 -	27.521	111.8	18.685	128.0	46.206	94.11	0.319	18:05:14.478
22 -	27.507	111.6	18.730	129.3	46.237	94.05	0.350	18:06:00.715
23 -	27.800	111.8	18.653	128.0	46.453	93.61	0.566	18:06:47.168
24 -	27.535	111.8	18.592	128.3	46.127	94.27	0.240	18:07:33.295
25 -	27.278	112.7	18.609	128.3	45.887 (1)	94.76		18:08:19.182
26 -	27.402	111.8	18.652	128.0	46.054	94.42	0.167	18:09:05.236

P9 6 S		Harrison SCOTT			Falcon Motorsport - M13 SJ/Scholar			
LAP	SECTOR 1		SECTOR 2		LAP TIME	MPH	DIFF	TIME OF DAY
1 -	34.690	97.1	20.567	126.6	59.678	72.86	13.206	17:49:32.067
2 -	29.321	107.2	19.395	126.1	48.716	89.26	2.243	17:50:20.783
3 -	28.625	109.8	19.131	126.3	47.756	91.05	1.283	17:51:08.539
4 -	28.133	110.3	19.195	127.5	47.328	91.88	0.855	17:51:55.867
5 -	27.962	109.8	18.880	127.3	46.842	92.83	0.370	17:52:42.710
6 -	27.724	110.9	18.959	127.5	46.683	93.15	0.210	17:53:29.393
7 -	27.798	111.1	18.830	126.8	46.628	93.26	0.155	17:54:16.021
8 -	27.652	110.1	18.820	127.0	46.472 (1)	93.57		17:55:02.494
9 -	27.851	110.9	18.767	127.8	46.618 (3)	93.28	0.145	17:55:49.112
10 -	27.817	110.9	18.922	127.5	46.739	93.04	0.266	17:56:35.851
11 -	27.825	109.2	18.847	127.5	46.672	93.17	0.199	17:57:22.523
12 -	27.866	109.2	18.812	127.0	46.678	93.16	0.205	17:58:09.201
13 -	27.717	110.1	18.823	127.3	46.540 (2)	93.43	0.067	17:58:55.741
14 -	27.805	110.1	18.840	126.8	46.645	93.22	0.172	17:59:42.386
15 -	27.754	110.0	18.868	127.0	46.622	93.27	0.149	18:00:29.008
16 -	27.922	109.2	18.963	125.9	46.885	92.75	0.412	18:01:15.893
17 -	28.000	109.6	18.912	127.0	46.912	92.69	0.439	18:02:02.805

Weather / Track : Cloudy / Dry

Brands Hatch Indy
Circuit Length = 1.2079 miles
Start: 17:48 Flag 18:08 End: 18:09

2013 Dunlop MSA Formula Ford Championship GB

ROUND 3 - SECTOR ANALYSIS

SECTOR 1 = FL to I1, SECTOR 2 = I1 to FL, DIFF = Difference To Personal Best Lap

18 -	28.463	107.3	19.256	125.9	47.719	91.12	1.246	18:02:50.524
19 -	28.437	108.5	19.205	125.9	47.642	91.27	1.169	18:03:38.166
20 -	28.177	109.8	19.160	125.6	47.337	91.86	0.864	18:04:25.503
21 -	28.221	109.6	19.116	126.1	47.337	91.86	0.864	18:05:12.840
22 -	28.310	109.6	19.348	125.4	47.658	91.24	1.185	18:06:00.498
23 -	29.270	109.4	19.185	125.9	48.455	89.74	1.982	18:06:48.953
24 -	28.120	110.0	19.199	126.1	47.319	91.89	0.846	18:07:36.272
25 -	28.309	108.9	19.329	125.4	47.638	91.28	1.165	18:08:23.910
26 -	28.365	109.1	19.437	123.8	47.802	90.97	1.329	18:09:11.712

P10		7		Neil WINN		Falcon Motorsport - M13 SJ/Scholar			
LAP	SECTOR 1		SECTOR 2		LAP TIME	MPH	DIFF	TIME OF DAY	
1 -	34.277	99.5	20.582	127.8	59.929	72.56	13.395	17:49:32.318	
2 -	29.333	106.5	19.724	127.0	49.057	88.64	2.523	17:50:21.375	
3 -	28.415	109.8	19.155	127.3	47.570	91.41	1.036	17:51:08.945	
4 -	28.307	110.0	19.098	127.8	47.405	91.73	0.871	17:51:56.350	
5 -	28.103	108.7	19.163	126.3	47.266	92.00	0.732	17:52:43.616	
6 -	27.763	110.3	19.304	124.7	47.067	92.39	0.533	17:53:30.683	
7 -	27.931	109.8	19.139	125.6	47.070	92.38	0.536	17:54:17.753	
8 -	28.197	109.6	18.923	126.8	47.120	92.28	0.586	17:55:04.873	
9 -	28.213	108.5	18.932	127.3	47.145	92.23	0.611	17:55:52.018	
10 -	28.314	109.1	18.965	127.0	47.279	91.97	0.745	17:56:39.297	
11 -	28.163	109.8	19.275	126.3	47.438	91.66	0.904	17:57:26.735	
12 -	27.901	109.8	18.870	127.0	46.771 (3)	92.97	0.237	17:58:13.506	
13 -	28.235	109.1	18.906	126.6	47.141	92.24	0.607	17:59:00.647	
14 -	28.075	109.1	18.872	126.3	46.947	92.62	0.413	17:59:47.594	
15 -	27.878	109.8	18.846	126.6	46.724 (2)	93.07	0.190	18:00:34.318	
16 -	27.764	109.4	18.770	126.3	46.534 (1)	93.45		18:01:20.852	
17 -	27.779	109.4	19.537	127.0	47.316	91.90	0.782	18:02:08.168	
18 -	28.596	108.9	19.498	128.5	48.094	90.41	1.560	18:02:56.262	
19 -	28.710	109.1	19.139	126.8	47.849	90.88	1.315	18:03:44.111	
20 -	28.212	109.4	19.027	127.3	47.239	92.05	0.705	18:04:31.350	
21 -	28.397	109.6	18.976	126.3	47.373	91.79	0.839	18:05:18.723	
22 -	28.455	108.9	19.129	126.6	47.584	91.38	1.050	18:06:06.307	
23 -	28.207	108.5	19.189	125.6	47.396	91.75	0.862	18:06:53.703	
24 -	28.467	108.0	19.081	125.6	47.548	91.45	1.014	18:07:41.251	
25 -	28.392	109.2	19.126	125.9	47.518	91.51	0.984	18:08:28.769	
26 -	28.321	108.2	19.042	126.1	47.363	91.81	0.829	18:09:16.132	

P11		74		James ABBOTT		Radical Motorsport - Sinter LA12/Scholar			
LAP	SECTOR 1		SECTOR 2		LAP TIME	MPH	DIFF	TIME OF DAY	
1 -	34.885	97.3	20.978	127.8	1:00.553	71.81	13.450	17:49:32.942	
2 -	29.810	102.1	20.032	127.5	49.842	87.24	2.739	17:50:22.784	
3 -	28.570	109.8	19.509	126.8	48.079	90.44	0.976	17:51:10.863	
4 -	28.330	109.4	19.150	127.0	47.480	91.58	0.377	17:51:58.343	
5 -	28.217	106.8	19.221	127.3	47.438	91.66	0.335	17:52:45.781	
6 -	28.155	111.4	19.141	128.3	47.296	91.94	0.193	17:53:33.077	
7 -	27.999	109.2	19.125	127.8	47.124 (3)	92.28	0.021	17:54:20.201	
8 -	28.347	109.2	19.291	127.8	47.638	91.28	0.535	17:55:07.839	
9 -	28.092	110.0	19.345	127.0	47.437	91.67	0.334	17:55:55.276	
10 -	28.025	109.2	19.088	127.8	47.113 (2)	92.30	0.010	17:56:42.389	
11 -	27.961	109.8	19.249	127.3	47.210	92.11	0.107	17:57:29.599	
12 -	28.028	110.5	19.075	127.3	47.103 (1)	92.32		17:58:16.702	
13 -	27.995	111.1	19.249	127.3	47.244	92.04	0.141	17:59:03.946	
14 -	28.610	109.6	19.179	127.3	47.789	90.99	0.686	17:59:51.735	
15 -	28.061	109.2	19.240	127.3	47.301	91.93	0.198	18:00:39.036	
16 -	28.021	110.5	19.183	127.8	47.204	92.12	0.101	18:01:26.240	
17 -	28.405	108.7	19.288	128.3	47.693	91.17	0.590	18:02:13.933	
18 -	28.247	110.1	19.241	128.3	47.488	91.57	0.385	18:03:01.421	
19 -	28.106	109.8	19.227	128.0	47.333	91.87	0.230	18:03:48.754	
20 -	28.225	110.0	19.210	128.3	47.435	91.67	0.332	18:04:36.189	
21 -	28.184	108.4	19.224	127.8	47.408	91.72	0.305	18:05:23.597	
22 -	28.188	110.3	19.310	127.5	47.498	91.55	0.395	18:06:11.095	

Weather / Track : Cloudy / Dry

Brands Hatch Indy

Circuit Length = 1.2079 miles

Start: 17:48 Flag 18:08 End: 18:09

2013 Dunlop MSA Formula Ford Championship GB

ROUND 3 - SECTOR ANALYSIS

SECTOR 1 = FL to I1, SECTOR 2 = I1 to FL, DIFF = Difference To Personal Best Lap

23 -	28.144	111.1	19.272	127.8	47.416	91.71	0.313	18:06:58.511
24 -	28.139	111.1	19.208	128.5	47.347	91.84	0.244	18:07:45.858
25 -	28.162	109.6	19.289	127.8	47.451	91.64	0.348	18:08:33.309
26 -	28.143	110.3	19.269	127.5	47.412	91.71	0.309	18:09:20.721

P12		5		Andrew RICHARDSON		Richardson Racing - M12 SJ/Scholar			
LAP	SECTOR 1		SECTOR 2		LAP TIME	MPH	DIFF	TIME OF DAY	
1 -	34.217	89.2	20.835	124.9	1:00.367	72.03	12.668	17:49:32.756	
2 -	29.882	106.6	19.837	124.5	49.719	87.46	2.020	17:50:22.475	
3 -	29.822	107.2	19.731	124.7	49.553	87.75	1.854	17:51:12.028	
4 -	29.397	107.7	19.559	125.2	48.956	88.82	1.257	17:52:00.984	
5 -	28.976	107.8	19.285	125.6	48.261	90.10	0.562	17:52:49.245	
6 -	28.801	107.5	19.284	125.9	48.085	90.43	0.386	17:53:37.330	
7 -	28.713	107.3	19.271	125.4	47.984 (3)	90.62	0.285	17:54:25.314	
8 -	28.802	107.7	19.353	125.6	48.155	90.30	0.456	17:55:13.469	
9 -	29.570	106.8	19.341	126.1	48.911	88.90	1.212	17:56:02.380	
10 -	29.219	107.8	19.477	125.2	48.696	89.30	0.997	17:56:51.076	
11 -	29.036	107.3	19.406	125.9	48.442	89.76	0.743	17:57:39.518	
12 -	29.145	107.8	19.470	125.2	48.615	89.44	0.916	17:58:28.133	
13 -	29.248	108.0	19.386	125.4	48.634	89.41	0.935	17:59:16.767	
14 -	28.952	108.4	19.389	125.4	48.341	89.95	0.642	18:00:05.108	
15 -	29.163	107.2	19.519	124.7	48.682	89.32	0.983	18:00:53.790	
16 -	29.110	107.5	19.480	124.5	48.590	89.49	0.891	18:01:42.380	
17 -	29.018	108.2	19.473	124.9	48.491	89.67	0.792	18:02:30.871	
18 -	29.854	108.2	19.681	124.5	49.535	87.78	1.836	18:03:20.406	
19 -	29.497	108.2	19.730	124.9	49.227	88.33	1.528	18:04:09.633	
20 -	28.836	107.7	19.425	125.6	48.261	90.10	0.562	18:04:57.894	
21 -	29.019	107.7	19.358	124.9	48.377	89.88	0.678	18:05:46.271	
22 -	31.418	65.9	20.455	125.4	51.873	83.83	4.174	18:06:38.144	
23 -	28.741	108.7	19.329	125.6	48.070	90.46	0.371	18:07:26.214	
24 -	28.506	108.4	19.251	125.6	47.757 (2)	91.05	0.058	18:08:13.971	
25 -	28.447	108.4	19.252	124.7	47.699 (1)	91.16		18:09:01.670	

2013 Dunlop MSA Formula Ford Championship GB

ROUND 3 - BEST SPEEDS

POS	SECTOR 1			SECTOR 2			FINISH LINE		
	NO	NAME	MPH	NO	NAME	MPH	NO	NAME	MPH
1	1	Dan CAMMISH	114.9				17	George BLUNDELL	132.8
2	17	George BLUNDELL	114.5				34	Camren KAMINSKY	132.6
3	24	Luke WILLIAMS	114.5				1	Dan CAMMISH	132.3
4	34	Camren KAMINSKY	114.3				37	Ben ANDERSON (G)	131.8
5	37	Ben ANDERSON (G)	114.1				24	Luke WILLIAMS	131.3
6	25	Nico MARANZANA	113.9				25	Nico MARANZANA	130.5
7	23	Scott MALVERN	113.1				23	Scott MALVERN	130.0
8	74	James ABBOTT	111.4				9	Lassi HALMINEN	129.8
9	6	Harrison SCOTT	111.1				7	Neil WINN	128.5
10	9	Lassi HALMINEN	110.7				74	James ABBOTT	128.5
11	7	Neil WINN	110.3				6	Harrison SCOTT	127.8
12	5	Andrew RICHARDSON	108.7				5	Andrew RICHARDSON	126.1

Weather / Track : Cloudy / Dry

Results can be found at www.tsl-timing.com

Brands Hatch Indy
Circuit Length = 1.2079 miles
Start: 17:48 Flag 18:08 End: 18:09

Printed - 18:10 Sunday, 31 March 2013

2013 Dunlop MSA Formula Ford Championship GB

ROUND 3 - BEST SECTORS

SECTOR 1			SECTOR 2			IDEAL / BEST COMPARISON						
POS	NO	NAME	TIME	NO	NAME	TIME	POS	NO	NAME	IDEAL	BEST	DIFF
1	24	WILLIAMS	27.272	37	ANDERSON (G)	18.155			PERFECT LAP	45.427		
2	23	MALVERN	27.278	1	CAMMISH	18.442	1	37	ANDERSON (G)	45.730	46.096	0.366
3	9	HALMINEN	27.350	34	KAMINSKY	18.455	2	23	MALVERN	45.763	45.887	0.124
4	1	CAMMISH	27.468	23	MALVERN	18.485	3	24	WILLIAMS	45.841	45.957	0.116
5	25	MARANZANA	27.501	9	HALMINEN	18.543	4	9	HALMINEN	45.893	45.893	0.000
6	37	ANDERSON (G)	27.575	17	BLUNDELL	18.563	5	1	CAMMISH	45.910	45.912	0.002
7	34	KAMINSKY	27.610	24	WILLIAMS	18.569	6	34	KAMINSKY	46.065	46.113	0.048
8	17	BLUNDELL	27.648	25	MARANZANA	18.676	7	25	MARANZANA	46.177	46.238	0.061
9	6	SCOTT	27.652	6	SCOTT	18.767	8	17	BLUNDELL	46.211	46.211	0.000
10	7	WINN	27.763	7	WINN	18.770	9	6	SCOTT	46.419	46.472	0.053
11	74	ABBOTT	27.961	74	ABBOTT	19.075	10	7	WINN	46.533	46.534	0.001
12	5	RICHARDSON	28.447	5	RICHARDSON	19.251	11	74	ABBOTT	47.036	47.103	0.067
							12	5	RICHARDSON	47.698	47.699	0.001

Weather / Track : Cloudy / Dry

Results can be found at www.tsl-timing.com

Brands Hatch Indy
 Circuit Length = 1.2079 miles
 Start: 17:48 Flag 18:08 End: 18:09

Printed - 18:10 Sunday, 31 March 2013

2013 Dunlop MSA Formula Ford Championship GB

ROUND 3 - LAP CHART

LAP 1			LAP 2			LAP 3			LAP 4			LAP 5		
NO	BEHIND	LAP TIME	NO	BEHIND	LAP TIME	NO	BEHIND	LAP TIME	NO	BEHIND	LAP TIME	NO	BEHIND	LAP TIME
1		52.358	1		47.167	1		46.838	1		46.509	1		46.415
34	2.325	54.683	34	3.660	48.502	24	4.772	47.712	24	4.549	46.286	24	4.383	46.249
24	2.655	55.013	24	3.898	48.410	34	5.180	48.358	34	5.677	47.006	34	5.734	46.472
25	4.764	57.122	25	5.300	47.703	25	5.970	47.508	25	6.427	46.966	25	6.880	46.868
9	5.695	58.053	9	7.114	48.586	9	7.776	47.500	9	8.684	47.417	9	9.107	46.838
37	5.817	58.175	37	7.718	49.068	37	8.516	47.636	37	9.878	47.871	37	10.200	46.737
17	6.349	58.707	17	8.084	48.902	17	8.803	47.557	17	10.064	47.770	17	10.476	46.827
6	7.320	59.678	6	8.869	48.716	6	9.787	47.756	6	10.606	47.328	6	11.034	46.842
7	7.571	59.929	7	9.461	49.057	7	10.193	47.570	7	11.089	47.405	7	11.940	47.266
5	8.009	1:00.367	5	10.561	49.719	74	12.111	48.079	74	13.082	47.480	74	14.105	47.438
74	8.195	1:00.553	74	10.870	49.842	5	13.276	49.553	5	15.723	48.956	5	17.569	48.261
23	24.034	1:16.392	23	24.282	47.415	23	24.279	46.835	23	24.105	46.335	23	23.914	46.224

Weather / Track : Cloudy / Dry

Brands Hatch Indy
 Circuit Length = 1.2079 miles
 Start: 17:48 Flag 18:08 End: 18:09

2013 Dunlop MSA Formula Ford Championship GB

ROUND 3 - LAP CHART

LAP 6			LAP 7			LAP 8			LAP 9			LAP 10		
NO	BEHIND	LAP TIME	NO	BEHIND	LAP TIME	NO	BEHIND	LAP TIME	NO	BEHIND	LAP TIME	NO	BEHIND	LAP TIME
1		46.439	1		46.140	1		46.002	1		46.116	1		46.091
24	4.016	46.072	24	3.946	46.070	24	3.918	45.974	24	4.034	46.232	24	4.000	46.057
34	5.812	46.517	34	6.252	46.580	34	6.930	46.680	34	7.248	46.434	34	7.613	46.456
25	7.198	46.757	25	7.685	46.627	25	8.207	46.524	25	8.553	46.462	25	9.487	47.025
9	8.991	46.323	9	9.165	46.314	9	9.195	46.032	9	8.972	45.893	9	10.053	47.172
37	10.400	46.639	37	10.881	46.621	37	11.351	46.472	37	11.977	46.742	37	12.568	46.682
17	10.733	46.696	17	11.149	46.556	17	11.531	46.384	17	12.332	46.917	17	12.868	46.627
6	11.278	46.683	6	11.766	46.628	6	12.237	46.472	6	12.739	46.618	6	13.387	46.739
7	12.568	47.067	7	13.498	47.070	7	14.616	47.120	7	15.645	47.145	7	16.833	47.279
74	14.962	47.296	74	15.946	47.124	74	17.582	47.638	74	18.903	47.437	74	19.925	47.113
5	19.215	48.085	5	21.059	47.984	5	23.212	48.155	23	23.871	46.284	23	23.846	46.066
23	23.628	46.153	23	23.539	46.051	23	23.703	46.166	5	26.007	48.911	5	28.612	48.696

Weather / Track : Cloudy / Dry

Brands Hatch Indy
 Circuit Length = 1.2079 miles
 Start: 17:48 Flag 18:08 End: 18:09

2013 Dunlop MSA Formula Ford Championship GB

ROUND 3 - LAP CHART

LAP 11			LAP 12			LAP 13			LAP 14			LAP 15		
NO	BEHIND	LAP TIME	NO	BEHIND	LAP TIME	NO	BEHIND	LAP TIME	NO	BEHIND	LAP TIME	NO	BEHIND	LAP TIME
1		46.295	1		46.224	1		46.118	1		46.372	1		46.165
24	3.702	45.997	24	3.528	46.050	24	3.749	46.339	24	3.492	46.115	24	3.418	46.091
34	7.908	46.590	34	8.111	46.427	34	8.337	46.344	34	8.451	46.486	34	9.249	46.963
25	9.578	46.386	25	9.674	46.320	25	10.497	46.941	25	11.136	47.011	25	11.297	46.326
9	10.059	46.301	9	9.972	46.137	9	10.665	46.811	9	11.459	47.166	9	11.660	46.366
37	12.750	46.477	37	13.020	46.494	37	13.254	46.352	37	13.463	46.581	37	14.021	46.723
17	13.057	46.484	17	13.417	46.584	17	13.510	46.211	17	13.801	46.663	17	14.325	46.689
6	13.764	46.672	6	14.218	46.678	6	14.640	46.540	6	14.913	46.645	6	15.370	46.622
7	17.976	47.438	7	18.523	46.771	7	19.546	47.141	7	20.121	46.947	7	20.680	46.724
74	20.840	47.210	74	21.719	47.103	74	22.845	47.244	23	23.051	46.200	23	22.866	45.980
23	23.501	45.950	23	23.285	46.008	23	23.223	46.056	74	24.262	47.789	74	25.398	47.301
5	30.759	48.442	5	33.150	48.615	5	35.666	48.634	5	37.635	48.341	5	40.152	48.682

Weather / Track : Cloudy / Dry

Results can be found at www.tsl-timing.com

Page 3 of 6

Brands Hatch Indy
Circuit Length = 1.2079 miles
Start: 17:48 Flag 18:08 End: 18:09

Printed - 18:11 Sunday, 31 March 2013

2013 Dunlop MSA Formula Ford Championship GB

ROUND 3 - LAP CHART

LAP 16			LAP 17			LAP 18			LAP 19			LAP 20		
NO	BEHIND	LAP TIME	NO	BEHIND	LAP TIME	NO	BEHIND	LAP TIME	NO	BEHIND	LAP TIME	NO	BEHIND	LAP TIME
1		46.072	1		46.230	1		45.912	1		46.459	1		46.194
24	3.312	45.966	24	3.142	46.060	24	3.187	45.957	5	1 Lap	49.535	24	3.237	46.548
34	9.928	46.751	34	10.118	46.420	34	10.319	46.113	24	2.883	46.155	5	1 Lap	49.227
25	11.530	46.305	25	11.604	46.304	25	11.930	46.238	34	10.009	46.149	34	10.125	46.310
9	12.029	46.441	9	12.333	46.534	9	12.499	46.078	25	11.745	46.274	25	11.889	46.338
37	15.064	47.114	37	15.336	46.502	37	15.633	46.209	9	12.230	46.190	9	12.446	46.410
17	15.172	46.919	17	15.653	46.710	17	16.063	46.322	37	15.541	46.367	37	16.045	46.698
6	16.183	46.885	6	16.865	46.912	6	18.672	47.719	17	15.951	46.347	17	16.324	46.567
7	21.142	46.534	7	22.228	47.316	23	24.254	47.423	6	19.855	47.642	6	20.998	47.337
23	22.769	45.974	23	22.743	46.204	7	24.410	48.094	23	23.843	46.048	23	23.767	46.118
74	26.530	47.204	74	27.993	47.693	74	29.569	47.488	7	25.800	47.849	7	26.845	47.239
5	42.670	48.590	5	44.931	48.491				74	30.443	47.333	74	31.684	47.435

Weather / Track : Cloudy / Dry

Results can be found at www.tsl-timing.com

Page 4 of 6

Brands Hatch Indy
 Circuit Length = 1.2079 miles
 Start: 17:48 Flag 18:08 End: 18:09

Printed - 18:11 Sunday, 31 March 2013

2013 Dunlop MSA Formula Ford Championship GB

ROUND 3 - LAP CHART

LAP 21			LAP 22			LAP 23			LAP 24			LAP 25		
NO	BEHIND	LAP TIME	NO	BEHIND	LAP TIME	NO	BEHIND	LAP TIME	NO	BEHIND	LAP TIME	NO	BEHIND	LAP TIME
1		46.302	1		46.191	1		46.299	1		46.463	1		46.726
24	3.243	46.308	24	3.350	46.298	24	3.690	46.639	24	3.675	46.448	24	3.201	46.252
5	1 Lap	48.261	5	1 Lap	48.377	34	10.894	46.786	34	10.853	46.422	34	10.396	46.269
34	10.235	46.412	34	10.407	46.363	25	12.272	46.344	25	12.202	46.393	25	11.848	46.372
25	11.978	46.391	25	12.227	46.440	9	13.594	46.527	9	13.902	46.771	9	14.182	47.006
9	12.790	46.646	9	13.366	46.767	5	1 Lap	51.873	5	1 Lap	48.070	5	1 Lap	47.757
37	15.839	46.096	37	17.363	47.715	37	17.719	46.655	17	18.453	46.926	37	18.853	47.121
17	16.645	46.623	17	17.853	47.399	17	17.990	46.436	37	18.457	47.201	17	19.427	47.700
6	22.033	47.337	6	23.500	47.658	23	23.871	46.453	23	23.535	46.127	23	22.696	45.887
23	23.671	46.206	23	23.717	46.237	6	25.656	48.455	6	26.512	47.319	6	27.424	47.638
7	27.916	47.373	7	29.309	47.584	7	30.406	47.396	7	31.491	47.548	7	32.283	47.518
74	32.790	47.408	74	34.097	47.498	74	35.214	47.416	74	36.098	47.347	74	36.823	47.451

Weather / Track : Cloudy / Dry

2013 Dunlop MSA Formula Ford Championship GB
ROUND 3 - LAP CHART

LAP 26		
NO	BEHIND	LAP TIME
1		46.911
24	2.779	46.489
34	9.835	46.349
25	11.565	46.628
9	14.386	47.115
5	1 Lap	47.699
37	18.712	46.770
17	19.190	46.674
23	21.839	46.054
6	28.315	47.802
7	32.735	47.363
74	37.324	47.412

Weather / Track : Cloudy / Dry

Results can be found at www.tsl-timing.com

Page 6 of 6

Brands Hatch Indy
Circuit Length = 1.2079 miles
Start: 17:48 Flag 18:08 End: 18:09

Printed - 18:11 Sunday, 31 March 2013