



2014 DUNLOP MSA FORMULA FORD CHAMPIONSHIP OF GREAT BRITAIN

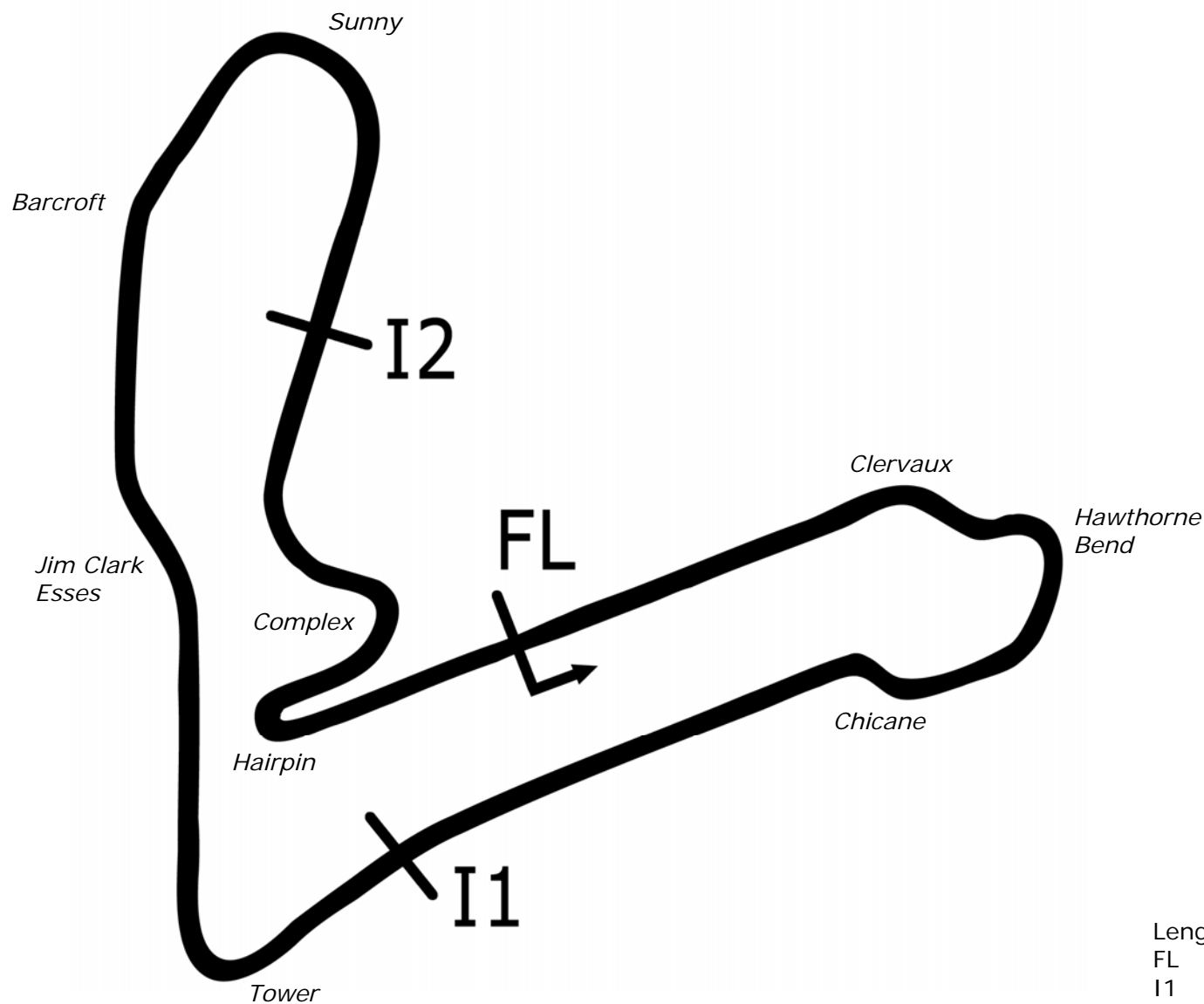
**Rounds 13, 14 & 15
Croft**

28th / 29th June 2014



Results Provided by Timing Solutions Ltd
www.tsl-timing.com

Croft



Length	2.1250 miles	3419.9 m	
FL		54.45541 N	1.55556 W
I1	1088m	54.45396 N	1.55399 W
I2	2562m	54.45536 N	1.56054 W
Pit Entry	3280m	54.44542 N	1.55562 W
Pit Exit	126m after FL	54.45656 N	1.55518 W
Pit Entry–Pit Exit 268m, 16.0s @60kph, 12.0s @80kph			

All results available at www.tsl-timing.com



2014 Dunlop MSA Formula Ford Championship of Great Britain

QUALIFYING - ROUND 13 - CLASSIFICATION

POS	NO	CL	PIC NAME	NAT	ENTRY	TIME	ON	LAPS	GAP	DIFF	MPH
1	6		1 Harrison SCOTT	GBR	Mygale M13 SJ - Swindon - Falcon Motorsport	1:20.863	8	8			94.60
2	18		2 Max MARSHALL	GBR	Mygale M12 SJ - Mountune - JTR	1:21.187	11	11	0.324	0.324	94.22
3	74		3 James ABBOTT	GBR	Mygale M13-SJ - Mountune - Radical Motorsport	1:21.243	12	13	0.380	0.056	94.16
4	26		4 Juan ROSSO	ARG	Mygale M13-SJ - Mountune - Radical Motorsport	1:21.404	12	13	0.541	0.161	93.97
5	11	S	1 Ricky COLLARD	GBR	Mygale M12-SJ - Swindon - Falcon Motorsport	1:21.723	9	9	0.860	0.319	93.61
6	16	S	2 Ashley SUTTON	GBR	Mygale M12-SJ - Scholar - Jamun Racing	1:22.114	11	11	1.251	0.391	93.16
7	2 *		5 Jayde KRUGER	RSA	Mygale M12 SJ - Mountune - JTR	1:22.448	9	10	1.585	0.334	92.78
8	82	S	3 Connor MILLS	GBR	Mygale M12-SJ - Scholar - Meridian	1:22.523	9	9	1.660	0.075	92.70
9	23	S	4 Chris MEALIN	GBR	Mygale M12-SJ - Swindon - Falcon Motorsport	1:22.869	10	10	2.006	0.346	92.31
10	25	S	5 Louise RICHARDSON	GBR	Mygale M12-SJ - Scholar - Richardson Racing	1:23.540	10	10	2.677	0.671	91.57
11	35	S	6 Connor JUPP	GBR	Mygale M12 SJ - Mountune - Meridian	1:27.630	7	7	6.767	4.090	87.29
12	88		6 Greg HOLLOWAY	AUS	Sinter LA12 - Scholar - SWB Motorsport	1:29.820	11	11	8.957	2.190	85.17

* Car 2 - Lap time(s) disallowed - exceeding track limits

Weather / Track : Cloudy / Dry
 These results are provisional until the conclusion of any judicial and technical matters.

Croft
 Circuit Length = 2.1250 miles
 Start: 10:25 Flag 10:45 End: 10:47

Clerk Of Course :	Timekeeper :
-------------------	--------------

Results can be found at www.tsl-timing.com

Printed - 10:48 Saturday, 28 June 2014





2014 Dunlop MSA Formula Ford Championship of Great Britain

QUALIFYING - ROUND 15 - 2ND FASTEST CLASSIFICATION

POS	NO	CL	PIC NAME	NAT	ENTRY	TIME	ON	LAPS	GAP	DIFF	MPH
1	6		1 Harrison SCOTT	GBR	Mygale M13 SJ - Swindon - Falcon Motorsport	1:21.158	7	8			94.26
2	74		2 James ABBOTT	GBR	Mygale M13-SJ - Mountune - Radical Motorsport	1:21.245	13	13	0.087	0.087	94.16
3	26		3 Juan ROSSO	ARG	Mygale M13-SJ - Mountune - Radical Motorsport	1:21.416	13	13	0.258	0.171	93.96
4	18		4 Max MARSHALL	GBR	Mygale M12 SJ - Mountune - JTR	1:22.353	10	11	1.195	0.937	92.89
5	2 *		5 Jayde KRUGER	RSA	Mygale M12 SJ - Mountune - JTR	1:22.682	10	10	1.524	0.329	92.52
6	16	S	1 Ashley SUTTON	GBR	Mygale M12-SJ - Scholar - Jamun Racing	1:22.731	10	11	1.573	0.049	92.46
7	11	S	2 Ricky COLLARD	GBR	Mygale M12-SJ - Swindon - Falcon Motorsport	1:22.879	8	9	1.721	0.148	92.30
8	23	S	3 Chris MEALIN	GBR	Mygale M12-SJ - Swindon - Falcon Motorsport	1:23.276	9	10	2.118	0.397	91.86
9	82	S	4 Connor MILLS	GBR	Mygale M12-SJ - Scholar - Meridian	1:24.977	8	9	3.819	1.701	90.02
10	25	S	5 Louise RICHARDSON	GBR	Mygale M12-SJ - Scholar - Richardson Racing	1:26.270	6	10	5.112	1.293	88.67
11	88		6 Greg HOLLOWAY	AUS	Sinter LA12 - Scholar - SWB Motorsport	1:30.126	10	11	8.968	3.856	84.88
12	35	S	6 Connor JUPP	GBR	Mygale M12 SJ - Mountune - Meridian	1:30.159	6	7	9.001	0.033	84.85

* Car 2 - Lap time(s) disallowed - exceeding track limits

Weather / Track : Cloudy / Dry
 These results are provisional until the conclusion of any judicial and technical matters.

Croft
 Circuit Length = 2.1250 miles
 Start: 10:25 Flag 10:45 End: 10:47

Clerk Of Course :	Timekeeper :
-------------------	--------------

Results can be found at www.tsl-timing.com

Printed - 10:49 Saturday, 28 June 2014



2014 Dunlop MSA Formula Ford Championship of Great Britain

QUALIFYING - ROUND 13 - SECTOR ANALYSIS

SECTOR 1 = FL to I1, SECTOR 2 = I1 to I2, SECTOR 3 = I2 to FL, DIFF = Difference To Personal Best Lap

P1		6		Harrison SCOTT		Mygale M13 SJ - Swindon - Falcon Motorsport					
LAP		SECTOR 1		SECTOR 2		SECTOR 3		LAP TIME	MPH	DIFF	TIME OF DAY
1 -	OUTLAP	90.6		43.961	82.2	26.512	108.0	8:57.653	14.22	7:36.790	10:37:15.621
2 -		28.020	120.6	36.807	108.9	23.125	109.5	1:27.952	86.98	7.089	10:38:43.573
3 -		26.283	124.5	34.374	112.2	22.619	109.1	1:23.276	91.86	2.413	10:40:06.849
4 -		25.602	125.9	34.482	104.6	22.758	109.8	1:22.842	92.34	1.979	10:41:29.691
5 -		25.297	126.1	33.635	111.4	22.545	110.0	1:21.477 (3)	93.89	0.614	10:42:51.168
6 -		25.375	126.1	34.388	111.8	25.096	111.3	1:24.859	90.15	3.996	10:44:16.027
7 -		25.253	125.6	33.537	112.4	22.368	110.0	1:21.158 (2)	94.26	0.295	10:45:37.185
8 -		25.088	126.3	33.168	112.7	22.607	110.0	1:20.863 (1)	94.60		10:46:58.048

P2		18		Max MARSHALL		Mygale M12 SJ - Mountune - JTR					
LAP		SECTOR 1		SECTOR 2		SECTOR 3		LAP TIME	MPH	DIFF	TIME OF DAY
1 -		27.612	122.4	36.916	107.8	24.033	109.1	1:28.561	86.38	7.374	10:29:06.784
2 -		27.010	123.3	35.314	110.0	23.589	109.1	1:25.913	89.04	4.726	10:30:32.697
3 -		26.737	123.5	35.110	110.3	23.424	110.0	1:25.271	89.71	4.084	10:31:57.968
4 -		27.361	120.9	35.185	110.3	24.197	110.9	1:26.743	88.19	5.556	10:33:24.711
5 -		26.517	123.8	34.744	110.3	23.448	109.0	1:24.709 (3)	90.31	3.522	10:34:49.420
6 -		26.590	124.9	35.230	109.6	IN PIT		1:23.988 P	91.08	2.801	10:36:13.408
7 -	OUTLAP	116.3		39.717	107.5	24.388	109.7	4:33.264	27.99	3:12.077	10:40:46.672
8 -		28.417	122.2	36.498	106.3	23.758	110.4	1:28.673	86.27	7.486	10:42:15.345
9 -		26.392	125.9	34.443	108.9	23.917	111.4	1:24.752	90.26	3.565	10:43:40.097
10 -		25.803	126.6	33.735	112.4	22.815	111.1	1:22.353 (2)	92.89	1.166	10:45:02.450
11 -		25.298	126.8	33.097	112.5	22.792	110.5	1:21.187 (1)	94.22		10:46:23.637

P3		74		James ABBOTT		Mygale M13-SJ - Mountune - Radical Motorsport					
LAP		SECTOR 1		SECTOR 2		SECTOR 3		LAP TIME	MPH	DIFF	TIME OF DAY
1 -		34.298	99.1	43.075	83.9	26.146	100.3	1:43.519	73.90	22.276	10:30:00.741
2 -		29.452	118.7	39.183	103.8	23.897	105.6	1:32.532	82.67	11.289	10:31:33.273
3 -		28.302	120.9	37.196	105.8	23.485	108.1	1:28.983	85.97	7.740	10:33:02.256
4 -		27.710	121.7	36.211	109.1	23.166	108.8	1:27.087	87.84	5.844	10:34:29.343
5 -		27.507	122.4	35.261	110.7	22.800	109.1	1:25.568	89.40	4.325	10:35:54.911
6 -		26.910	124.5	34.851	111.1	22.812	109.0	1:24.573	90.45	3.330	10:37:19.484
7 -		26.636	124.0	35.066	111.2	22.788	109.3	1:24.490	90.54	3.247	10:38:43.974
8 -		26.171	125.9	34.498	112.7	22.662	109.7	1:23.331	91.80	2.088	10:40:07.305
9 -		26.186	125.6	33.793	111.2	22.940	109.3	1:22.919	92.25	1.676	10:41:30.224
10 -		25.846	126.6	33.783	111.4	22.500	109.7	1:22.129	93.14	0.886	10:42:52.353
11 -		25.361	126.8	33.820	112.2	22.524	109.5	1:21.705 (3)	93.63	0.462	10:44:14.058
12 -		25.152	127.3	33.530	112.7	22.561	108.5	1:21.243 (1)	94.16		10:45:35.301
13 -		25.245	127.3	33.542	112.4	22.458	109.5	1:21.245 (2)	94.16	0.002	10:46:56.546

P4		26		Juan ROSSO		Mygale M13-SJ - Mountune - Radical Motorsport					
LAP		SECTOR 1		SECTOR 2		SECTOR 3		LAP TIME	MPH	DIFF	TIME OF DAY
1 -		32.202	100.9	43.741	104.5	25.493	108.5	1:41.436	75.41	20.032	10:29:54.856
2 -		29.330	115.1	39.226	107.3	24.549	108.6	1:33.105	82.16	11.701	10:31:27.961
3 -		28.392	122.4	36.626	106.5	23.565	110.4	1:28.583	86.36	7.179	10:32:56.544
4 -		27.715	122.6	36.488	107.3	23.362	109.5	1:27.565	87.36	6.161	10:34:24.109
5 -		27.605	123.3	35.222	110.9	23.145	108.8	1:25.972	88.98	4.568	10:35:50.081
6 -		26.618	125.2	34.872	111.8	22.883	110.2	1:24.373	90.66	2.969	10:37:14.454
7 -		26.598	125.2	34.759	111.2	22.709	109.8	1:24.066	91.00	2.662	10:38:38.520
8 -		26.019	125.4	34.024	112.7	22.829	109.5	1:22.872	92.31	1.468	10:40:01.392
9 -		26.176	124.9	34.377	112.2	22.588	110.2	1:23.141	92.01	1.737	10:41:24.533
10 -		25.660	127.3	33.931	112.2	22.722	110.5	1:22.313	92.93	0.909	10:42:46.846
11 -		25.539	126.8	33.805	111.8	22.583	110.4	1:21.927 (3)	93.37	0.523	10:44:08.773
12 -		25.546	126.3	33.335	113.1	22.523	110.5	1:21.404 (1)	93.97		10:45:30.177
13 -		25.347	126.8	33.440	113.3	22.629	109.8	1:21.416 (2)	93.96	0.012	10:46:51.593

P5		11 S		Ricky COLLARD		Mygale M12-SJ - Swindon - Falcon Motorsport					
LAP		SECTOR 1		SECTOR 2		SECTOR 3		LAP TIME	MPH	DIFF	TIME OF DAY
1 -	OUTLAP	105.8		40.773	67.7	25.612	103.9	6:15.461	20.37	4:53.738	10:34:31.541

Weather / Track : Cloudy / Dry

Croft
Circuit Length = 2.1250 miles
Start: 10:25 Flag 10:45 End: 10:47

2014 Dunlop MSA Formula Ford Championship of Great Britain

QUALIFYING - ROUND 13 - SECTOR ANALYSIS

SECTOR 1 = FL to I1, SECTOR 2 = I1 to I2, SECTOR 3 = I2 to FL, DIFF = Difference To Personal Best Lap

2 -	30.303	98.2	40.103	81.0	25.848	109.3	1:36.254	79.47	14.531	10:36:07.795
3 -	27.837	121.7	39.982	78.9	27.919	109.7	1:35.738	79.90	14.015	10:37:43.533
4 -	26.603	123.5	34.677	110.3	22.936	110.2	1:24.216	90.83	2.493	10:39:07.749
5 -	28.376	111.8	36.566	106.1	23.864	110.4	1:28.806	86.14	7.083	10:40:36.555
6 -	26.102	124.9	33.998	110.7	23.661	110.2	1:23.761 (3)	91.33	2.038	10:42:00.316
7 -	26.338	124.2	35.163	90.8	28.037	110.7	1:29.538	85.43	7.815	10:43:29.854
8 -	25.947	125.2	34.313	110.0	22.619	109.5	1:22.879 (2)	92.30	1.156	10:44:52.733
9 -	25.504	125.6	33.502	111.4	22.717	108.5	1:21.723 (1)	93.61		10:46:14.456

P6		16 S		Ashley SUTTON		Mygale M12-SJ - Scholar - Jamun Racing				
LAP	SECTOR 1		SECTOR 2		SECTOR 3		LAP TIME	MPH	DIFF	TIME OF DAY
1 -	29.341	91.0	41.012	107.7	23.702	108.6	1:34.055	81.33	11.941	10:29:37.877
2 -	26.940	123.1	36.065	108.9	23.276	108.8	1:26.281	88.66	4.167	10:31:04.158
3 -	27.353	122.2	35.271	109.2	23.253	109.0	1:25.877	89.08	3.763	10:32:30.035
4 -	26.742	123.1	35.099	109.2	23.329	107.3	1:25.170 (3)	89.82	3.056	10:33:55.205
5 -	26.791	122.6	35.069	109.8	23.689	106.5	1:25.549	89.42	3.435	10:35:20.754
6 -	26.894	123.5	35.783	108.9	IN PIT		1:23.928 P	91.15	1.814	10:36:44.682
7 -	OUTLAP	86.4	40.996	105.6	24.114	107.3	3:45.943	33.85	2:23.829	10:40:30.625
8 -	27.003	106.6	36.218	109.1	25.197	109.5	1:28.418	86.52	6.304	10:41:59.043
9 -	27.450	122.0	37.575	109.1	24.912	110.0	1:29.937	85.06	7.823	10:43:28.980
10 -	25.790	124.7	34.373	110.5	22.568	109.3	1:22.731 (2)	92.46	0.617	10:44:51.711
11 -	25.776	124.7	33.840	111.1	22.498	109.5	1:22.114 (1)	93.16		10:46:13.825

P7		2		Jayde KRUGER		Mygale M12 SJ - Mountune - JTR				
LAP	SECTOR 1		SECTOR 2		SECTOR 3		LAP TIME	MPH	DIFF	TIME OF DAY
1 -	OUTLAP	119.4	38.546	106.6	23.684	109.3	2:33.360	49.88	1:10.912	10:30:40.573
2 -	27.503	121.1	35.733	109.4	23.288	108.0	1:26.524	88.41	4.076	10:32:07.097
3 -	26.941	122.9	35.654	107.3	23.409	109.1	1:26.004	88.95	3.556	10:33:33.101
4 -	26.463	122.6	34.673	109.2	23.371	109.0	1:24.507 D	90.52	2.059	10:34:57.608
5 -	27.742	120.2	35.794	108.4	IN PIT		1:24.467 P	90.56	2.019	10:36:22.075
6 -	OUTLAP	118.1	38.918	106.0	24.213	108.8	4:43.620	26.97	3:21.172	10:41:05.695
7 -	27.870	121.1	36.040	107.3	23.684	110.7	1:27.594	87.33	5.146	10:42:33.289
8 -	26.644	122.9	34.679	110.3	22.857	110.0	1:24.180 (3)	90.87	1.732	10:43:57.469
9 -	26.017	123.5	33.868	111.8	22.563	110.9	1:22.448 (1)	92.78		10:45:19.917
10 -	25.668	123.8	33.951	110.7	23.063	110.9	1:22.682 (2)	92.52	0.234	10:46:42.599

P8		82 S		Connor MILLS		Mygale M12-SJ - Scholar - Meridian				
LAP	SECTOR 1		SECTOR 2		SECTOR 3		LAP TIME	MPH	DIFF	TIME OF DAY
1 -	28.464	119.1	38.491	105.0	24.020	107.6	1:30.975	84.09	8.452	10:29:36.845
2 -	27.524	120.0	35.875	108.0	23.657	108.0	1:27.056 (3)	87.87	4.533	10:31:03.901
3 -	28.336	121.1	35.862	107.3	24.079	106.5	1:28.277	86.66	5.754	10:32:32.178
4 -	27.255	120.6	36.719	106.8	IN PIT		1:25.945 P	89.01	3.422	10:33:58.123
5 -	OUTLAP	77.7	41.784	107.2	24.701	107.8	4:05.750	31.12	2:43.227	10:38:03.873
6 -	28.345	121.1	35.649	110.9	IN PIT		1:27.237 P	87.69	4.714	10:39:31.110
7 -	OUTLAP	122.0	36.293	104.6	24.173	108.8	3:36.207	35.38	2:13.684	10:43:07.317
8 -	26.525	123.8	34.966	111.8	23.486	108.5	1:24.977 (2)	90.02	2.454	10:44:32.294
9 -	25.817	125.2	33.669	113.7	23.037	107.3	1:22.523 (1)	92.70		10:45:54.817

P9		23 S		Chris MEALIN		Mygale M12-SJ - Swindon - Falcon Motorsport				
LAP	SECTOR 1		SECTOR 2		SECTOR 3		LAP TIME	MPH	DIFF	TIME OF DAY
1 -	29.105	117.5	38.180	104.5	24.846	107.6	1:32.131	83.03	9.262	10:29:31.560
2 -	28.721	119.4	37.022	106.1	IN PIT		1:29.105 P	85.85	6.236	10:31:00.665
3 -	OUTLAP	84.4	46.716	72.6	28.306	107.3	5:11.233	24.57	3:48.364	10:36:11.898
4 -	30.018	119.4	38.728	88.7	26.661	108.6	1:35.407	80.18	12.538	10:37:47.305
5 -	28.305	120.6	37.025	106.8	24.233	108.8	1:29.563	85.41	6.694	10:39:16.868
6 -	27.094	122.6	38.072	49.5	25.323	110.0	1:30.489	84.54	7.620	10:40:47.357
7 -	27.053	122.9	35.967	105.5	23.659	109.7	1:26.679 (3)	88.25	3.810	10:42:14.036
8 -	26.216	123.8	35.431	104.0	25.083	110.4	1:26.730	88.20	3.861	10:43:40.766
9 -	26.104	124.5	34.202	109.4	22.970	109.8	1:23.276 (2)	91.86	0.407	10:45:04.042
10 -	25.851	124.2	34.110	111.1	22.908	110.4	1:22.869 (1)	92.31		10:46:26.911

Weather / Track : Cloudy / Dry

Croft

Circuit Length = 2.1250 miles

Start: 10:25 Flag 10:45 End: 10:47

2014 Dunlop MSA Formula Ford Championship of Great Britain

QUALIFYING - ROUND 13 - SECTOR ANALYSIS

SECTOR 1 = FL to I1, SECTOR 2 = I1 to I2, SECTOR 3 = I2 to FL, DIFF = Difference To Personal Best Lap

P10		25 S		Louise RICHARDSON		Mygale M12-SJ - Scholar - Richardson Racing					
LAP	SECTOR 1		SECTOR 2		SECTOR 3		LAP TIME	MPH	DIFF	TIME OF DAY	
1 -	30.134	110.5	40.957	102.9	25.925	105.6	1:37.016	78.85	13.476	10:29:49.170	
2 -	28.343	120.0	37.536	106.1	25.305	106.6	1:31.184	83.89	7.644	10:31:20.354	
3 -	27.299	121.7	36.550	106.6	24.206	108.1	1:28.055	86.87	4.515	10:32:48.409	
4 -	27.395	120.6	35.724	107.5	24.994	105.3	1:28.113	86.82	4.573	10:34:16.522	
5 -	26.987	122.0	35.525	108.0	24.538	106.3	1:27.050 (3)	87.88	3.510	10:35:43.572	
6 -	26.663	122.9	35.431	108.0	24.176	106.9	1:26.270 (2)	88.67	2.730	10:37:09.842	
7 -	30.248	88.1	45.013	86.1	IN PIT		1:40.198 P	76.34	16.658	10:38:50.040	
8 -	OUTLAP	101.8	45.819	93.8	26.036	107.4	4:10.339	30.55	2:46.799	10:43:00.379	
9 -	27.374	120.9	36.777	106.3	24.720	107.3	1:28.871	86.08	5.331	10:44:29.250	
10 -	25.941	122.6	34.324	110.3	23.275	107.8	1:23.540 (1)	91.57		10:45:52.790	

P11		35 S		Connor JUPP		Mygale M12 SJ - Mountune - Meridian					
LAP	SECTOR 1		SECTOR 2		SECTOR 3		LAP TIME	MPH	DIFF	TIME OF DAY	
1 -	34.181	110.3	45.646	100.3	25.804	109.5	1:45.631	72.42	18.001	10:30:08.738	
2 -	31.449	118.5	42.440	102.7	25.113	110.2	1:39.002	77.27	11.372	10:31:47.740	
3 -	30.258	120.4	40.210	103.7	24.586	110.2	1:35.054	80.48	7.424	10:33:22.794	
4 -	30.178	121.5	39.596	104.8	26.768	109.0	1:36.542	79.24	8.912	10:34:59.336	
5 -	29.520	121.7	38.043	106.0	23.921	110.0	1:31.484 (3)	83.62	3.854	10:36:30.820	
6 -	28.652	122.2	37.920	107.3	23.587	110.9	1:30.159 (2)	84.85	2.529	10:38:00.979	
7 -	28.271	123.3	36.188	109.8	23.171	110.4	1:27.630 (1)	87.29		10:39:28.609	

P12		88		Greg HOLLOWAY		Sinter LA12 - Scholar - SWB Motorsport					
LAP	SECTOR 1		SECTOR 2		SECTOR 3		LAP TIME	MPH	DIFF	TIME OF DAY	
1 -	37.259	73.4	49.820	71.3	30.210	82.6	1:57.289	65.22	27.469	10:30:02.778	
2 -	35.709	81.3	48.320	93.3	26.993	106.5	1:51.022	68.90	21.202	10:31:53.800	
3 -	32.053	107.3	43.452	89.9	26.290	106.6	1:41.795	75.15	11.975	10:33:35.595	
4 -	30.808	115.9	42.301	100.0	25.975	108.3	1:39.084	77.20	9.264	10:35:14.679	
5 -	30.544	117.5	40.889	102.9	25.013	107.8	1:36.446	79.32	6.626	10:36:51.125	
6 -	29.870	118.7	39.903	103.7	24.947	107.6	1:34.720	80.76	4.900	10:38:25.845	
7 -	29.299	118.9	38.398	105.6	24.547	107.3	1:32.244	82.93	2.424	10:39:58.089	
8 -	28.944	116.9	39.703	100.9	24.753	108.0	1:33.400	81.90	3.580	10:41:31.489	
9 -	28.197	119.8	38.086	102.1	24.881	108.1	1:31.164 (3)	83.91	1.344	10:43:02.653	
10 -	28.139	120.0	37.287	104.5	24.700	108.0	1:30.126 (2)	84.88	0.306	10:44:32.779	
11 -	28.428	120.4	37.343	104.3	24.049	108.0	1:29.820 (1)	85.17		10:46:02.599	

2014 Dunlop MSA Formula Ford Championship of Great Britain

QUALIFYING - ROUND 13 - BEST SPEEDS

POS	SECTOR 1			SECTOR 2			FINISH LINE		
	NO	NAME	MPH	NO	NAME	MPH	NO	NAME	MPH
1	26	Juan ROSSO	127.3	82	Connor MILLS	113.7	18	Max MARSHALL	111.4
2	74	James ABBOTT	127.3	26	Juan ROSSO	113.3	6	Harrison SCOTT	111.3
3	18	Max MARSHALL	126.8	6	Harrison SCOTT	112.7	2	Jayde KRUGER	110.9
4	6	Harrison SCOTT	126.3	74	James ABBOTT	112.7	35	Connor JUPP	110.9
5	11	Ricky COLLARD	125.6	18	Max MARSHALL	112.5	11	Ricky COLLARD	110.7
6	82	Connor MILLS	125.2	2	Jayde KRUGER	111.8	26	Juan ROSSO	110.5
7	16	Ashley SUTTON	124.7	11	Ricky COLLARD	111.4	23	Chris MEALIN	110.4
8	23	Chris MEALIN	124.5	16	Ashley SUTTON	111.1	16	Ashley SUTTON	110.0
9	2	Jayde KRUGER	123.8	23	Chris MEALIN	111.1	74	James ABBOTT	109.7
10	35	Connor JUPP	123.8	25	Louise RICHARDSON	110.3	82	Connor MILLS	108.8
11	25	Louise RICHARDSON	122.9	35	Connor JUPP	109.8	88	Greg HOLLOWAY	108.3
12	88	Greg HOLLOWAY	120.4	88	Greg HOLLOWAY	105.6	25	Louise RICHARDSON	108.1

Weather / Track : Cloudy / Dry

Results can be found at www.tsl-timing.com

Croft

Circuit Length = 2.1250 miles

Start: 10:25 Flag 10:45 End: 10:47

Printed - 10:47 Saturday, 28 June 2014

2014 Dunlop MSA Formula Ford Championship of Great Britain

QUALIFYING - ROUND 13 - BEST SECTORS

SECTOR 1			SECTOR 2			SECTOR 3			IDEAL / BEST COMPARISON						
POS	NO	NAME	TIME	NO	NAME	TIME	NO	NAME	TIME	POS	NO	NAME	IDEAL	BEST	DIFF
1	6	SCOTT	25.088	18	MARSHALL	33.097	6	SCOTT	22.368				PERFECT LAP	1:20.553	
2	74	ABBOTT	25.152	6	SCOTT	33.168	74	ABBOTT	22.458	1	6	SCOTT	1:20.624	1:20.863	0.239
3	18	MARSHALL	25.298	26	ROSSO	33.335	16	SUTTON	22.498	2	74	ABBOTT	1:21.140	1:21.243	0.103
4	26	ROSSO	25.347	11	COLLARD	33.502	26	ROSSO	22.523	3	18	MARSHALL	1:21.187	1:21.187	0.000
5	11	COLLARD	25.504	74	ABBOTT	33.530	2	KRUGER	22.563	4	26	ROSSO	1:21.205	1:21.404	0.199
6	2	KRUGER	25.668	82	MILLS	33.669	11	COLLARD	22.619	5	11	COLLARD	1:21.625	1:21.723	0.098
7	16	SUTTON	25.776	16	SUTTON	33.840	18	MARSHALL	22.792	6	2	KRUGER	1:22.099	1:22.448	0.349
8	82	MILLS	25.817	2	KRUGER	33.868	23	MEALIN	22.908	7	16	SUTTON	1:22.114	1:22.114	0.000
9	23	MEALIN	25.851	23	MEALIN	34.110	82	MILLS	23.037	8	82	MILLS	1:22.523	1:22.523	0.000
10	25	RICHARDSON	25.941	25	RICHARDSON	34.324	35	JUPP	23.171	9	23	MEALIN	1:22.869	1:22.869	0.000
11	35	JUPP	27.401	35	JUPP	36.188	25	RICHARDSON	23.275	10	25	RICHARDSON	1:23.540	1:23.540	0.000
12	88	HOLLOWAY	28.139	88	HOLLOWAY	37.287	88	HOLLOWAY	24.049	11	35	JUPP	1:26.760	1:27.630	0.870
										12	88	HOLLOWAY	1:29.475	1:29.820	0.345

Weather / Track : Cloudy / Dry

Results can be found at www.tsl-timing.com

Croft
 Circuit Length = 2.1250 miles
 Start: 10:25 Flag 10:45 End: 10:47

Printed - 10:47 Saturday, 28 June 2014



2014 Dunlop MSA Formula Ford Championship of Great Britain

ROUND 13 - GRID

ROW 6	11	1:27.630 35 Connor JUPP	12	1:29.820 88 Greg HOLLOWAY
ROW 5	9	1:22.869 23 Chris MEALIN	10	1:23.540 25 Louise RICHARDSON
ROW 4	7	1:22.448 2 Jayde KRUGER	8	1:22.523 82 Connor MILLS
ROW 3	5	1:21.723 11 Ricky COLLARD	6	1:22.114 16 Ashley SUTTON
ROW 2	3	1:21.243 74 James ABBOTT	4	1:21.404 26 Juan ROSSO
ROW 1	1	1:20.863 6 Harrison SCOTT Pole	2	1:21.187 18 Max MARSHALL

Croft
Circuit Length = 2.1250 miles

These results are provisional until the conclusion of any judicial and technical matters.

Clerk Of Course :		Timekeeper :
-------------------	--	--------------

Results can be found at www.tsl-timing.com

Printed - 10:51 Saturday, 28 June 2014





2014 Dunlop MSA Formula Ford Championship of Great Britain

ROUND 15 - GRID

ROW 6	11	1:30.126	88 Greg HOLLOWAY	12	1:30.159	35 Connor JUPP	
ROW 5	9	1:24.977	82 Connor MILLS	10	1:26.270	25 Louise RICHARDSON	
ROW 4	7	1:22.879	11 Ricky COLLARD	8	1:23.276	23 Chris MEALIN	
ROW 3	5	1:22.682	2 Jayde KRUGER	6	1:22.731	16 Ashley SUTTON	
ROW 2	3	1:21.416	26 Juan ROSSO	4	1:22.353	18 Max MARSHALL	
ROW 1	1	1:21.158	6 Harrison SCOTT	2	1:21.245	74 James ABBOTT	
Pole							

Croft
Circuit Length = 2.1250 miles

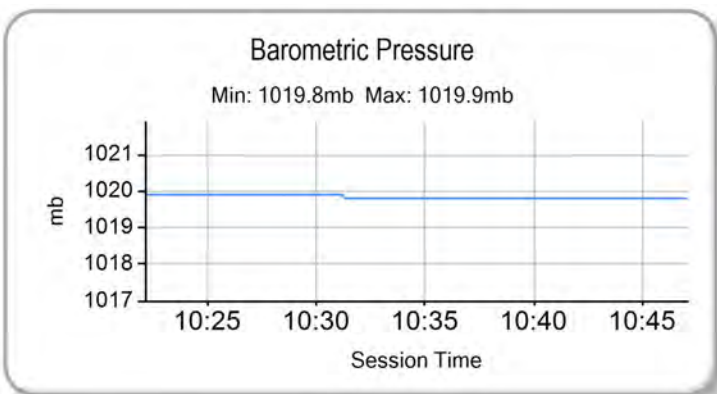
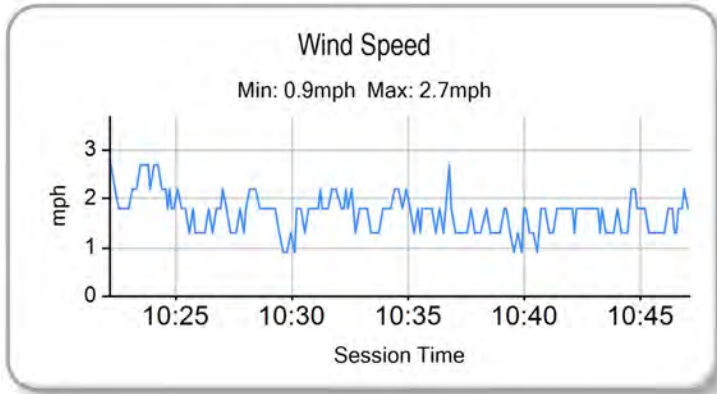
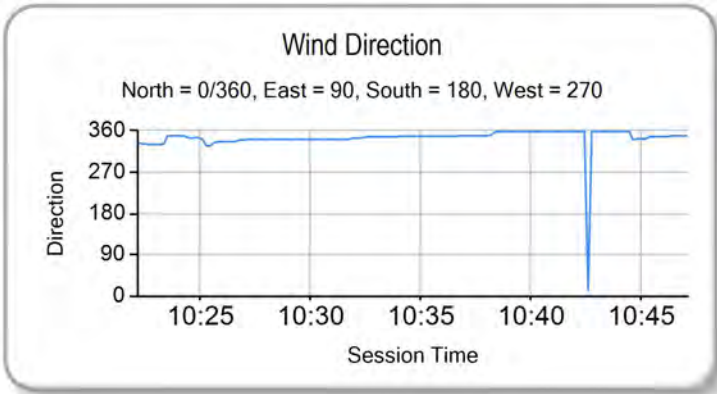
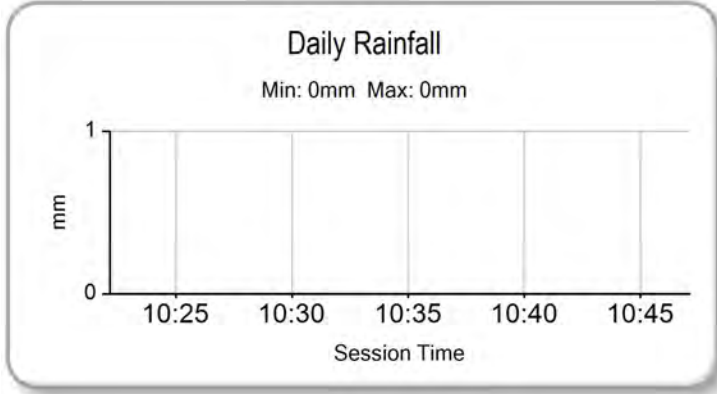
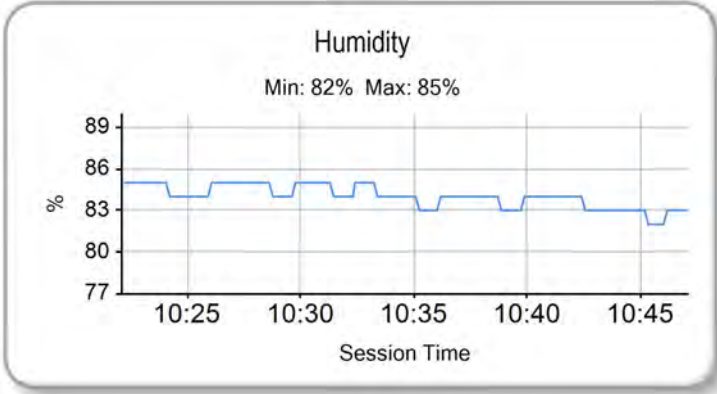
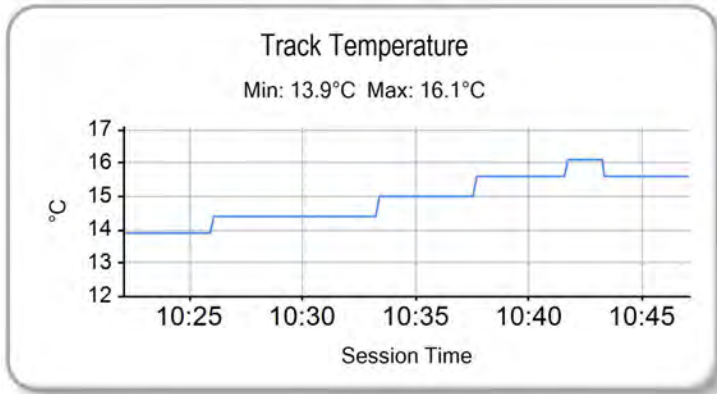
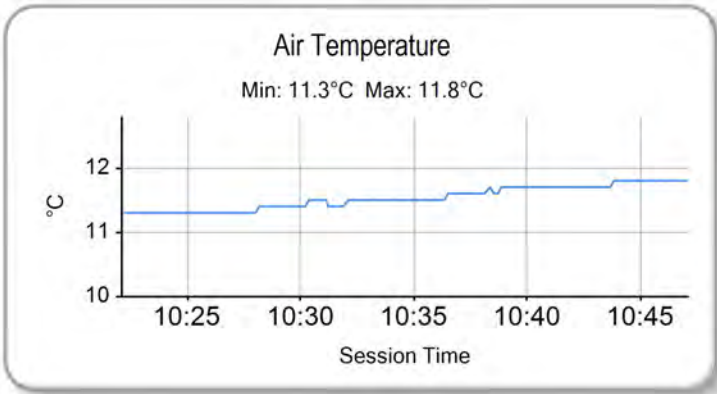
These results are provisional until the conclusion of any judicial and technical matters.

Clerk Of Course :		Timekeeper :
-------------------	--	--------------

Results can be found at www.tsl-timing.com

Printed - 10:52 Saturday, 28 June 2014

2014 Dunlop MSA Formula Ford Championship of Great Britain
QUALIFYING - ROUND 13 - WEATHER CONDITIONS



Weather / Track : Cloudy / Dry

Croft
 Circuit Length = 2.1250 miles
 Start: 10:25 Flag 10:45 End: 10:47

Results can be found at www.tsl-timing.com

Printed - 10:48 Saturday, 28 June 2014



2014 Dunlop MSA Formula Ford Championship of Great Britain

ROUND 13 - CLASSIFICATION

POS	NO	CL	PIC NAME	NAT	ENTRY	LAPS	TIME	GAP	DIFF	MPH	BEST	ON
1	6		1 Harrison SCOTT	GBR	Mygale M13 SJ - Swindon - Falcon Motorsport	14	22:17.190			80.09	1:20.119	8
2	16	S	1 Ashley SUTTON	GBR	Mygale M12-SJ - Scholar - Jamun Racing	14	22:17.623	0.433	0.433	80.06	1:19.891	8
3	26		2 Juan ROSSO	ARG	Mygale M13-SJ - Mountune - Radical Motorsport	14	22:18.343	1.153	0.720	80.02	1:20.054	2
4	74		3 James ABBOTT	GBR	Mygale M13-SJ - Mountune - Radical Motorsport	14	22:18.822	1.632	0.479	79.99	1:20.248	9
5	18		4 Max MARSHALL	GBR	Mygale M12 SJ - Mountune - JTR	14	22:20.060	2.870	1.238	79.92	1:20.064	8
6	2		5 Jayde KRUGER	RSA	Mygale M12 SJ - Mountune - JTR	14	22:21.718	4.528	1.658	79.82	1:19.754	8
7	23	S	2 Chris MEALIN	GBR	Mygale M12-SJ - Swindon - Falcon Motorsport	14	22:22.595	5.405	0.877	79.77	1:21.740	3
8	25	S	3 Louise RICHARDSON	GBR	Mygale M12-SJ - Scholar - Richardson Racing	14	22:24.732	7.542	2.137	79.64	1:21.694	9
9	88		6 Greg HOLLOWAY	AUS	Sinter LA12 - Scholar - SWB Motorsport	14	22:25.459	8.269	0.727	79.60	1:24.505	7

NOT CLASSIFIED

DNF	11	S	Ricky COLLARD	GBR	Mygale M12-SJ - Swindon - Falcon Motorsport	9	12:28.885	5 Laps	5 Laps	91.93	1:21.353	2
DNF	82	S	Connor MILLS	GBR	Mygale M12-SJ - Mountune - Meridian	9	12:29.313	5 Laps	0.428	91.88	1:21.198	3
DNF	35	S	Connor JUPP	GBR	Mygale M12 SJ - Mountune - Meridian	9	12:29.443	5 Laps	0.130	91.86	1:21.065	3

FASTEST LAP

	2		Jayde KRUGER	RSA	Mygale M12 SJ - Mountune - JTR	8	1:19.754			95.92 mph	154.37 kph	
	16	S	Ashley SUTTON	GBR	Mygale M12-SJ - Scholar - Jamun Racing	8	1:19.891			95.75 mph	154.10 kph	

Weather / Track : Bright / Dry

These results are provisional until the conclusion of any judicial and technical matters.

Croft

Circuit Length = 2.1250 miles

Start: 14:21 Flag 14:43 End: 14:44

Clerk Of Course :

Timekeeper :

Results can be found at www.tsl-timing.com

Printed - 14:46 Saturday, 28 June 2014

2014 Dunlop MSA Formula Ford Championship of Great Britain

ROUND 13 - SECTOR ANALYSIS

SECTOR 1 = FL to I1, SECTOR 2 = I1 to I2, SECTOR 3 = I2 to FL, DIFF = Difference To Personal Best Lap

P1		6		Harrison SCOTT		Mygale M13 SJ - Swindon - Falcon Motorsport					
LAP	SECTOR 1		SECTOR 2		SECTOR 3		LAP TIME	MPH	DIFF	TIME OF DAY	
1 -		124.7	32.937	112.2	22.452	109.7	1:24.581	90.44	4.462	14:22:54.900	
2 -	24.848	126.1	33.012	112.2	22.343	109.3	1:20.203 (2)	95.38	0.084	14:24:15.103	
3 -	24.947	126.1	32.921	111.6	22.562	109.7	1:20.430	95.11	0.311	14:25:35.533	
4 -	25.400	125.2	33.458	110.3	22.700	109.3	1:21.558	93.79	1.439	14:26:57.091	
5 -	25.200	125.2	33.958	110.7	22.631	109.5	1:21.789	93.53	1.670	14:28:18.880	
6 -	24.917	126.3	33.317	112.0	22.710	109.7	1:20.944	94.51	0.825	14:29:39.824	
7 -	24.911	126.1	33.167	111.8	22.588	109.5	1:20.666	94.83	0.547	14:31:00.490	
8 -	24.674	126.6	32.843	112.2	22.602	109.3	1:20.119 (1)	95.48		14:32:20.609	
9 -	24.692	125.9	32.833	112.0	22.754	109.3	1:20.279 (3)	95.29	0.160	14:33:40.888	
10 -	24.751	126.1	33.038	110.9	23.009	109.5	1:20.798	94.68	0.679	14:35:01.686	
11 -	25.212	125.9	34.272	110.3	22.839	107.6	1:22.323	92.92	2.204	14:36:24.009	
12 -	30.833	85.1	52.573	47.6	44.442	46.5	2:07.848	59.83	47.729	14:38:31.857	
13 -	56.267	42.1	1:15.745	46.3	41.213	51.2	2:53.225	44.16	1:33.106	14:41:25.082	
14 -	53.057	56.8	59.229	68.6	30.141	108.5	2:22.427	53.71	1:02.308	14:43:47.509	

P2		16 S		Ashley SUTTON		Mygale M12-SJ - Scholar - Jamun Racing					
LAP	SECTOR 1		SECTOR 2		SECTOR 3		LAP TIME	MPH	DIFF	TIME OF DAY	
1 -		123.1	33.041	111.2	22.660	109.1	1:26.614	88.32	6.723	14:22:56.933	
2 -	24.625	126.6	32.617	111.8	22.650	109.0	1:19.892 (2)	95.75	0.001	14:24:16.825	
3 -	25.103	123.1	32.650	111.4	22.744	109.0	1:20.497	95.03	0.606	14:25:37.322	
4 -	25.368	122.2	33.465	110.7	22.748	109.5	1:21.581	93.77	1.690	14:26:58.903	
5 -	25.249	125.9	33.226	111.1	22.726	109.5	1:21.201	94.21	1.310	14:28:20.104	
6 -	24.698	125.6	33.560	111.8	22.903	108.5	1:21.161	94.25	1.270	14:29:41.265	
7 -	24.463	125.6	32.991	113.1	22.560	108.1	1:20.014	95.60	0.123	14:31:01.279	
8 -	24.538	127.0	32.580	111.8	22.773	109.1	1:19.891 (1)	95.75		14:32:21.170	
9 -	24.450	126.8	32.758	111.8	22.769	110.4	1:19.977 (3)	95.65	0.086	14:33:41.147	
10 -	24.740	126.1	32.964	111.8	22.975	110.4	1:20.679	94.82	0.788	14:35:01.826	
11 -	25.416	125.6	34.300	110.3	22.821	109.5	1:22.537	92.68	2.646	14:36:24.363	
12 -	31.021	86.4	52.883	41.1	44.929	46.5	2:08.833	59.37	48.942	14:38:33.196	
13 -	56.090	37.3	1:14.981	47.8	42.555	49.9	2:53.626	44.06	1:33.735	14:41:26.822	
14 -	52.873	52.6	59.109	57.2	29.138	108.6	2:21.120	54.20	1:01.229	14:43:47.942	

P3		26		Juan ROSSO		Mygale M13-SJ - Mountune - Radical Motorsport					
LAP	SECTOR 1		SECTOR 2		SECTOR 3		LAP TIME	MPH	DIFF	TIME OF DAY	
1 -		127.5	32.780	109.8	22.711	110.0	1:25.960	88.99	5.906	14:22:56.279	
2 -	24.806	127.3	32.661	113.3	22.587	109.8	1:20.054 (1)	95.56		14:24:16.333	
3 -	25.151	126.3	32.802	112.2	22.583	109.7	1:20.536	94.98	0.482	14:25:36.869	
4 -	25.340	126.3	33.002	111.8	23.078	110.2	1:21.420	93.95	1.366	14:26:58.289	
5 -	25.281	127.0	33.194	112.7	22.801	110.2	1:21.276	94.12	1.222	14:28:19.565	
6 -	24.858	128.8	34.262	112.4	22.871	110.5	1:21.991	93.30	1.937	14:29:41.556	
7 -	24.847	128.3	33.088	113.1	22.642	110.0	1:20.577	94.94	0.523	14:31:02.133	
8 -	24.517	129.3	32.932	99.2	23.062	109.3	1:20.511	95.01	0.457	14:32:22.644	
9 -	24.721	128.0	32.718	112.7	22.857	110.0	1:20.296 (3)	95.27	0.242	14:33:42.940	
10 -	24.544	128.5	32.769	111.2	22.797	110.2	1:20.110 (2)	95.49	0.056	14:35:03.050	
11 -	24.952	127.5	34.162	109.4	23.251	95.0	1:22.365	92.88	2.311	14:36:25.415	
12 -	31.361	82.8	52.326	41.4	44.910	43.8	2:08.597	59.48	48.543	14:38:34.012	
13 -	55.908	41.6	1:15.228	46.9	42.163	50.3	2:53.299	44.14	1:33.245	14:41:27.311	
14 -	53.527	53.5	58.529	57.8	29.295	107.8	2:21.351	54.12	1:01.297	14:43:48.662	

P4		74		James ABBOTT		Mygale M13-SJ - Mountune - Radical Motorsport					
LAP	SECTOR 1		SECTOR 2		SECTOR 3		LAP TIME	MPH	DIFF	TIME OF DAY	
1 -		123.1	33.401	109.8	23.039	109.5	1:26.840	88.09	6.592	14:22:57.159	
2 -	25.032	126.3	32.860	111.6	22.524	109.0	1:20.416	95.13	0.168	14:24:17.575	
3 -	25.207	125.2	32.824	108.7	22.584	109.3	1:20.615	94.89	0.367	14:25:38.190	
4 -	25.268	125.6	33.235	110.9	22.828	109.3	1:21.331	94.06	1.083	14:26:59.521	
5 -	25.354	125.9	33.346	112.2	23.007	109.7	1:21.707	93.62	1.459	14:28:21.228	
6 -	24.952	125.9	33.378	112.7	22.917	109.7	1:21.247	94.15	0.999	14:29:42.475	
7 -	24.760	127.3	32.970	111.6	22.711	109.1	1:20.441	95.10	0.193	14:31:02.916	
8 -	24.662	127.5	32.779	111.8	22.820	109.3	1:20.261 (2)	95.31	0.013	14:32:23.177	

Croft

Circuit Length = 2.1250 miles

Start: 14:21 Flag 14:43 End: 14:44

Weather / Track : Bright / Dry

2014 Dunlop MSA Formula Ford Championship of Great Britain

ROUND 13 - SECTOR ANALYSIS

SECTOR 1 = FL to I1, SECTOR 2 = I1 to I2, SECTOR 3 = I2 to FL, DIFF = Difference To Personal Best Lap

9 -	24.777	127.3	32.621	112.4	22.850	109.5	1:20.248 (1)	95.33			14:33:43.425
10 -	24.730	128.3	32.741	111.8	22.888	110.4	1:20.359 (3)	95.19	0.111		14:35:03.784
11 -	24.701	129.0	34.045	110.3	23.457	101.4	1:22.203	93.06	1.955		14:36:25.987
12 -	31.772	89.8	51.993	40.8	44.758	53.4	2:08.523	59.52	48.275		14:38:34.510
13 -	55.979	44.7	1:15.402	49.0	42.085	48.4	2:53.466	44.10	1:33.218		14:41:27.976
14 -	53.379	54.6	58.420	57.3	29.366	107.6	2:21.165	54.19	1:00.917		14:43:49.141

P5		18		Max MARSHALL		Mygale M12 SJ - Mountune - JTR					
LAP	SECTOR 1		SECTOR 2		SECTOR 3		LAP TIME	MPH	DIFF	TIME OF DAY	
1 -		123.1	32.894	112.2	22.689	109.7	1:25.298	89.68	5.234	14:22:55.617	
2 -	24.949	125.9	32.640	112.9	22.598	109.8	1:20.187 (3)	95.40	0.123	14:24:15.804	
3 -	24.999	126.1	32.921	112.5	22.623	110.4	1:20.543	94.98	0.479	14:25:36.347	
4 -	25.600	122.0	33.933	111.8	23.005	110.5	1:22.538	92.68	2.474	14:26:58.885	
5 -	25.178	124.2	33.944	111.4	22.805	110.2	1:21.927	93.37	1.863	14:28:20.812	
6 -	24.896	125.9	36.159	111.6	22.732	110.2	1:23.787	91.30	3.723	14:29:44.599	
7 -	24.810	126.3	32.812	113.3	22.488	110.0	1:20.110 (2)	95.49	0.046	14:31:04.709	
8 -	24.664	126.8	32.706	112.2	22.694	110.2	1:20.064 (1)	95.54		14:32:24.773	
9 -	24.750	126.6	32.788	110.7	22.751	110.4	1:20.289	95.28	0.225	14:33:45.062	
10 -	24.725	126.1	32.936	111.8	22.837	110.5	1:20.498	95.03	0.434	14:35:05.560	
11 -	24.774	126.6	34.681	112.7	22.974	110.0	1:22.429	92.80	2.365	14:36:27.989	
12 -	31.208	95.4	51.630	40.8	44.835	48.6	2:07.673	59.91	47.609	14:38:35.662	
13 -	56.309	40.4	1:14.937	48.7	41.846	43.1	2:53.092	44.19	1:33.028	14:41:28.754	
14 -	54.299	51.7	57.541	56.2	29.785	109.0	2:21.625	54.01	1:01.561	14:43:50.379	

P6		2		Jayde KRUGER		Mygale M12 SJ - Mountune - JTR					
LAP	SECTOR 1		SECTOR 2		SECTOR 3		LAP TIME	MPH	DIFF	TIME OF DAY	
1 -		125.6	33.520	111.8	23.326	110.4	1:28.214	86.72	8.460	14:22:58.533	
2 -	25.098	126.1	33.340	111.6	23.106	109.3	1:21.544	93.81	1.790	14:24:20.077	
3 -	25.044	125.4	33.933	108.9	22.580	110.5	1:21.557	93.80	1.803	14:25:41.634	
4 -	26.309	122.9	34.090	109.4	22.894	110.0	1:23.293	91.84	3.539	14:27:04.927	
5 -	25.235	122.9	33.374	110.5	22.637	110.0	1:21.246	94.15	1.492	14:28:26.173	
6 -	25.045	125.4	34.887	111.1	22.631	110.2	1:22.563	92.65	2.809	14:29:48.736	
7 -	24.719	126.1	32.863	112.9	22.621	109.8	1:20.203	95.38	0.449	14:31:08.939	
8 -	24.613	126.3	32.588	111.8	22.553	110.0	1:19.754 (1)	95.92		14:32:28.693	
9 -	24.672	125.2	32.586	111.8	22.607	109.1	1:19.865 (2)	95.78	0.111	14:33:48.558	
10 -	24.726	125.2	32.485	110.7	22.740	110.0	1:19.951 (3)	95.68	0.197	14:35:08.509	
11 -	25.726	124.2	38.904	107.3	23.610	109.7	1:28.240	86.69	8.486	14:36:36.749	
12 -	26.171	122.9	49.154	39.7	44.363	46.9	1:59.688	63.91	39.934	14:38:36.437	
13 -	56.500	34.6	1:15.044	46.5	42.004	41.7	2:53.548	44.08	1:33.794	14:41:29.985	
14 -	54.246	50.4	58.180	57.6	29.626	106.0	2:22.052	53.85	1:02.298	14:43:52.037	

P7		23 S		Chris MEALIN		Mygale M12-SJ - Swindon - Falcon Motorsport					
LAP	SECTOR 1		SECTOR 2		SECTOR 3		LAP TIME	MPH	DIFF	TIME OF DAY	
1 -		110.5	33.741	108.5	23.124	109.1	1:30.268	84.74	8.528	14:23:00.587	
2 -	25.638	121.7	33.536	109.1	22.944	107.6	1:22.118 (2)	93.15	0.378	14:24:22.705	
3 -	25.530	124.0	33.275	111.2	22.935	108.8	1:21.740 (1)	93.59		14:25:44.445	
4 -	25.516	124.7	33.764	109.1	23.624	108.0	1:22.904	92.27	1.164	14:27:07.349	
5 -	25.591	124.2	33.641	110.0	23.232	108.0	1:22.464 (3)	92.76	0.724	14:28:29.813	
6 -	25.212	124.2	34.184	110.0	23.567	107.8	1:22.963	92.21	1.223	14:29:52.776	
7 -	25.353	124.7	33.804	111.1	23.345	106.8	1:22.502	92.72	0.762	14:31:15.278	
8 -	25.354	124.5	33.838	110.1	23.295	107.8	1:22.487	92.74	0.747	14:32:37.765	
9 -	25.758	123.3	33.776	109.6	23.444	108.3	1:22.978	92.19	1.238	14:34:00.743	
10 -	25.579	124.2	36.473	107.5	23.801	107.3	1:25.853	89.10	4.113	14:35:26.596	
11 -	55.531	41.6	1:22.675	44.5	39.003	103.1	2:57.209	43.16	1:35.469	14:38:23.805	
12 -	29.282	85.1	42.068	104.5	25.010	100.3	1:36.360	79.39	14.620	14:40:00.165	
13 -	29.983	99.2	43.512	93.4	26.594	84.1	1:40.089	76.43	18.349	14:41:40.254	
14 -	45.339	48.1	58.877	49.7	28.444	93.5	2:12.660	57.66	50.920	14:43:52.914	

P8		25 S		Louise RICHARDSON		Mygale M12-SJ - Scholar - Richardson Racing					
LAP	SECTOR 1		SECTOR 2		SECTOR 3		LAP TIME	MPH	DIFF	TIME OF DAY	
1 -		124.5	33.484	109.2	23.396	108.6	1:28.548	86.39	6.854	14:22:58.867	

Weather / Track : Bright / Dry

Croft

Circuit Length = 2.1250 miles

Start: 14:21 Flag 14:43 End: 14:44

2014 Dunlop MSA Formula Ford Championship of Great Britain

ROUND 13 - SECTOR ANALYSIS

SECTOR 1 = FL to I1, SECTOR 2 = I1 to I2, SECTOR 3 = I2 to FL, DIFF = Difference To Personal Best Lap

2 -	34.608	97.9	34.136	111.4	23.164	108.6	1:31.908	83.23	10.214	14:24:30.775
3 -	25.671	122.9	33.735	109.8	23.881	108.1	1:23.287	91.85	1.593	14:25:54.062
4 -	25.621	123.1	33.539	110.0	23.653	107.8	1:22.813	92.37	1.119	14:27:16.875
5 -	25.120	123.8	33.247	110.3	23.677	108.0	1:22.044	(2) 93.24	0.350	14:28:38.919
6 -	25.430	120.2	33.689	109.1	23.488	108.0	1:22.607	92.60	0.913	14:30:01.526
7 -	25.188	123.5	33.376	110.5	23.690	107.3	1:22.254	(3) 93.00	0.560	14:31:23.780
8 -	25.552	124.2	33.344	110.7	24.075	106.9	1:22.971	92.20	1.277	14:32:46.751
9 -	25.180	124.0	33.155	110.3	23.359	107.8	1:21.694	(1) 93.64		14:34:08.445
10 -	25.025	124.7	36.073	109.6	23.910	107.8	1:25.008	89.99	3.314	14:35:33.453
11 -	49.375	39.0	1:22.817	40.6	38.607	106.3	2:50.799	44.79	1:29.105	14:38:24.252
12 -	29.472	79.8	41.775	106.1	24.961	104.2	1:36.208	79.51	14.514	14:40:00.460
13 -	30.013	101.5	43.482	90.5	26.710	87.3	1:40.205	76.34	18.511	14:41:40.665
14 -	45.765	50.3	58.480	50.0	30.141	79.9	2:14.386	56.92	52.692	14:43:55.051

P9 88		Greg HOLLOWAY		Sinter LA12 - Scholar - SWB Motorsport							
LAP	SECTOR 1		SECTOR 2		SECTOR 3		LAP TIME	MPH	DIFF	TIME OF DAY	
1 -		116.7	35.421	107.3	24.384	107.4	1:34.119	81.28	9.614	14:23:04.438	
2 -		27.224	119.4	35.073	107.7	23.597	106.6	1:25.894	89.06	1.389	14:24:30.332
3 -		27.299	119.6	35.066	107.8	23.707	106.8	1:26.072	88.88	1.567	14:25:56.404
4 -		26.784	120.4	35.029	108.0	23.656	107.6	1:25.469	89.50	0.964	14:27:21.873
5 -		26.554	120.4	35.503	107.7	23.831	105.2	1:25.888	89.07	1.383	14:28:47.761
6 -		26.595	121.3	35.000	108.0	23.669	107.3	1:25.264	(3) 89.72	0.759	14:30:13.025
7 -		26.217	121.7	34.708	109.2	23.580	107.4	1:24.505	(1) 90.52		14:31:37.530
8 -		26.621	120.2	36.169	107.2	23.858	107.3	1:26.648	88.28	2.143	14:33:04.178
9 -		26.553	120.9	34.977	108.2	23.556	107.6	1:25.086	(2) 89.91	0.581	14:34:29.264
10 -		26.369	116.7	38.955	105.3	24.139	101.0	1:29.463	85.51	4.958	14:35:58.727
11 -		29.845	82.6	1:17.770	44.2	40.172	98.0	2:27.787	51.76	1:03.282	14:38:26.514
12 -		28.834	96.1	42.385	104.8	24.711	105.2	1:35.930	79.74	11.425	14:40:02.444
13 -		28.610	97.8	43.292	89.5	26.918	86.2	1:38.820	77.41	14.315	14:41:41.264
14 -		45.967	51.1	58.266	61.0	30.281	75.3	2:14.514	56.87	50.009	14:43:55.778

P10 11 S		Ricky COLLARD		Mygale M12-SJ - Swindon - Falcon Motorsport							
LAP	SECTOR 1		SECTOR 2		SECTOR 3		LAP TIME	MPH	DIFF	TIME OF DAY	
1 -		124.0	33.544	98.1	23.145	108.5	1:27.802	87.12	6.449	14:22:58.121	
2 -		25.109	124.9	33.459	110.3	22.785	107.4	1:21.353	(1) 94.03		14:24:19.474
3 -		25.325	122.9	33.747	109.4	22.777	108.1	1:21.849	(2) 93.46	0.496	14:25:41.323
4 -		26.531	123.1	34.353	108.4	23.230	108.6	1:24.114	90.94	2.761	14:27:05.437
5 -		25.923	123.1	33.766	110.5	22.976	108.6	1:22.665	92.54	1.312	14:28:28.102
6 -		25.203	123.8	34.844	109.8	22.895	108.5	1:22.942	92.23	1.589	14:29:51.044
7 -		25.916	123.5	33.578	111.2	22.678	107.4	1:22.172	(3) 93.09	0.819	14:31:13.216
8 -		25.649	124.5	34.162	110.3	23.236	107.6	1:23.047	92.11	1.694	14:32:36.263
9 -		26.078	123.8	33.810	109.8	23.053	106.9	1:22.941	92.23	1.588	14:33:59.204

P11 82 S		Connor MILLS		Mygale M12-SJ - Mountune - Meridian							
LAP	SECTOR 1		SECTOR 2		SECTOR 3		LAP TIME	MPH	DIFF	TIME OF DAY	
1 -		123.1	33.496	113.5	23.378	109.8	1:28.979	85.97	7.781	14:22:59.298	
2 -		26.290	117.3	33.056	111.6	22.819	108.5	1:22.165	(2) 93.10	0.967	14:24:21.463
3 -		25.227	124.0	33.060	112.0	22.911	109.1	1:21.198	(1) 94.21		14:25:42.661
4 -		25.567	125.2	34.112	110.9	23.638	109.1	1:23.317	91.81	2.119	14:27:05.978
5 -		25.751	123.5	34.122	110.9	23.206	108.3	1:23.079	92.08	1.881	14:28:29.057
6 -		25.055	124.7	34.619	112.0	23.165	109.3	1:22.839	92.34	1.641	14:29:51.896
7 -		25.603	125.4	33.795	109.6	23.101	108.5	1:22.499	(3) 92.72	1.301	14:31:14.395
8 -		24.962	126.1	34.229	111.2	23.394	107.6	1:22.585	92.63	1.387	14:32:36.980
9 -		25.604	125.2	33.752	110.5	23.296	108.8	1:22.652	92.55	1.454	14:33:59.632

P12 35 S		Connor JUPP		Mygale M12 SJ - Mountune - Meridian							
LAP	SECTOR 1		SECTOR 2		SECTOR 3		LAP TIME	MPH	DIFF	TIME OF DAY	
1 -		125.9	33.612	112.0	23.094	112.5	1:29.223	85.74	8.158	14:22:59.542	
2 -		26.651	117.9	33.154	113.1	22.733	111.3	1:22.538	92.68	1.473	14:24:22.080
3 -		25.036	127.8	33.348	113.5	22.681	111.6	1:21.065	(1) 94.36		14:25:43.145
4 -		25.792	126.6	34.317	111.2	23.210	110.4	1:23.319	91.81	2.254	14:27:06.464

Weather / Track : Bright / Dry

Croft

Circuit Length = 2.1250 miles

Start: 14:21 Flag 14:43 End: 14:44

2014 Dunlop MSA Formula Ford Championship of Great Britain

ROUND 13 - SECTOR ANALYSIS

SECTOR 1 = FL to I1, SECTOR 2 = I1 to I2, SECTOR 3 = I2 to FL, DIFF = Difference To Personal Best Lap

5 -	25.360	128.0	33.839	112.4	22.861	111.3	1:22.060 (2)	93.22	0.995	14:28:28.524
6 -	25.040	127.5	34.977	112.5	22.839	111.8	1:22.856	92.33	1.791	14:29:51.380
7 -	25.824	127.3	33.810	113.5	22.559	111.1	1:22.193 (3)	93.07	1.128	14:31:13.573
8 -	25.337	129.5	34.409	113.3	23.113	111.6	1:22.859	92.32	1.794	14:32:36.432
9 -	26.552	125.9	33.554	112.4	23.224	112.5	1:23.330	91.80	2.265	14:33:59.762

2014 Dunlop MSA Formula Ford Championship of Great Britain

ROUND 13 - BEST SPEEDS

POS	SECTOR 1			SECTOR 2			FINISH LINE		
	NO	NAME	MPH	NO	NAME	MPH	NO	NAME	MPH
1	35	Connor JUPP	129.5	82	Connor MILLS	113.5	35	Connor JUPP	112.5
2	26	Juan ROSSO	129.3	35	Connor JUPP	113.5	2	Jayde KRUGER	110.5
3	74	James ABBOTT	129.0	18	Max MARSHALL	113.3	18	Max MARSHALL	110.5
4	16	Ashley SUTTON	127.0	26	Juan ROSSO	113.3	26	Juan ROSSO	110.5
5	18	Max MARSHALL	126.8	16	Ashley SUTTON	113.1	16	Ashley SUTTON	110.4
6	6	Harrison SCOTT	126.6	2	Jayde KRUGER	112.9	74	James ABBOTT	110.4
7	2	Jayde KRUGER	126.3	74	James ABBOTT	112.7	82	Connor MILLS	109.8
8	82	Connor MILLS	126.1	6	Harrison SCOTT	112.2	6	Harrison SCOTT	109.7
9	11	Ricky COLLARD	124.9	25	Louise RICHARDSON	111.4	23	Chris MEALIN	109.1
10	23	Chris MEALIN	124.7	11	Ricky COLLARD	111.2	11	Ricky COLLARD	108.6
11	25	Louise RICHARDSON	124.7	23	Chris MEALIN	111.2	25	Louise RICHARDSON	108.6
12	88	Greg HOLLOWAY	121.7	88	Greg HOLLOWAY	109.2	88	Greg HOLLOWAY	107.6

Weather / Track : Bright / Dry

Results can be found at www.tsl-timing.com

Croft
Circuit Length = 2.1250 miles
Start: 14:21 Flag 14:43 End: 14:44

Printed - 14:44 Saturday, 28 June 2014

2014 Dunlop MSA Formula Ford Championship of Great Britain

ROUND 13 - BEST SECTORS

SECTOR 1			SECTOR 2			SECTOR 3			IDEAL / BEST COMPARISON						
POS	NO	NAME	TIME	NO	NAME	TIME	NO	NAME	TIME	POS	NO	NAME	IDEAL	BEST	DIFF
1	16	SUTTON	24.450	2	KRUGER	32.485	6	SCOTT	22.343				PERFECT LAP	1:19.278	
2	26	ROSSO	24.517	16	SUTTON	32.580	18	MARSHALL	22.488	1	16	SUTTON	1:19.590	1:19.891	0.301
3	2	KRUGER	24.613	74	ABBOTT	32.621	74	ABBOTT	22.524	2	2	KRUGER	1:19.651	1:19.754	0.103
4	74	ABBOTT	24.662	18	MARSHALL	32.640	2	KRUGER	22.553	3	26	ROSSO	1:19.761	1:20.054	0.293
5	18	MARSHALL	24.664	26	ROSSO	32.661	35	JUPP	22.559	4	18	MARSHALL	1:19.792	1:20.064	0.272
6	6	SCOTT	24.674	6	SCOTT	32.833	16	SUTTON	22.560	5	74	ABBOTT	1:19.807	1:20.248	0.441
7	82	MILLS	24.962	82	MILLS	33.056	26	ROSSO	22.583	6	6	SCOTT	1:19.850	1:20.119	0.269
8	25	RICHARDSON	25.025	35	JUPP	33.154	11	COLLARD	22.678	7	35	JUPP	1:20.749	1:21.065	0.316
9	35	JUPP	25.036	25	RICHARDSON	33.155	82	MILLS	22.819	8	82	MILLS	1:20.837	1:21.198	0.361
10	11	COLLARD	25.109	23	MEALIN	33.275	23	MEALIN	22.935	9	11	COLLARD	1:21.246	1:21.353	0.107
11	23	MEALIN	25.212	11	COLLARD	33.459	25	RICHARDSON	23.164	10	25	RICHARDSON	1:21.344	1:21.694	0.350
12	88	HOLLOWAY	26.217	88	HOLLOWAY	34.708	88	HOLLOWAY	23.556	11	23	MEALIN	1:21.422	1:21.740	0.318
										12	88	HOLLOWAY	1:24.481	1:24.505	0.024

Weather / Track : Bright / Dry

Results can be found at www.tsl-timing.com

Croft
 Circuit Length = 2.1250 miles
 Start: 14:21 Flag 14:43 End: 14:44

Printed - 14:44 Saturday, 28 June 2014

2014 Dunlop MSA Formula Ford Championship of Great Britain

ROUND 13 - LAP CHART

LAP 1			LAP 2			LAP 3			LAP 4			LAP 5		
NO	BEHIND	LAP TIME	NO	BEHIND	LAP TIME	NO	BEHIND	LAP TIME	NO	BEHIND	LAP TIME	NO	BEHIND	LAP TIME
6		1:24.581	6		1:20.203	6		1:20.430	6		1:21.558	6		1:21.789
18	0.717	1:25.298	18	0.701	1:20.187	18	0.814	1:20.543	26	1.198	1:21.420	26	0.685	1:21.276
26	1.379	1:25.960	26	1.230	1:20.054	26	1.336	1:20.536	18	1.794	1:22.538	16	1.224	1:21.201
16	2.033	1:26.614	16	1.722	1:19.892	16	1.789	1:20.497	16	1.812	1:21.581	18	1.932	1:21.927
74	2.259	1:26.840	74	2.472	1:20.416	74	2.657	1:20.615	74	2.430	1:21.331	74	2.348	1:21.707
11	3.221	1:27.802	11	4.371	1:21.353	11	5.790	1:21.849	2	7.836	1:23.293	2	7.293	1:21.246
2	3.633	1:28.214	2	4.974	1:21.544	2	6.101	1:21.557	11	8.346	1:24.114	11	9.222	1:22.665
25	3.967	1:28.548	82	6.360	1:22.165	82	7.128	1:21.198	82	8.887	1:23.317	35	9.644	1:22.060
82	4.398	1:28.979	35	6.977	1:22.538	35	7.612	1:21.065	35	9.373	1:23.319	82	10.177	1:23.079
35	4.642	1:29.223	23	7.602	1:22.118	23	8.912	1:21.740	23	10.258	1:22.904	23	10.933	1:22.464
23	5.687	1:30.268	88	15.229	1:25.894	25	18.529	1:23.287	25	19.784	1:22.813	25	20.039	1:22.044
88	9.538	1:34.119	25	15.672	1:31.908	88	20.871	1:26.072	88	24.782	1:25.469	88	28.881	1:25.888

Weather / Track : Bright / Dry

Croft
 Circuit Length = 2.1250 miles
 Start: 14:21 Flag 14:43 End: 14:44

2014 Dunlop MSA Formula Ford Championship of Great Britain

ROUND 13 - LAP CHART

LAP 6			LAP 7			LAP 8			LAP 9			LAP 10		
NO	BEHIND	LAP TIME	NO	BEHIND	LAP TIME	NO	BEHIND	LAP TIME	NO	BEHIND	LAP TIME	NO	BEHIND	LAP TIME
6		1:20.944	6		1:20.666	6		1:20.119	6		1:20.279	6		1:20.798
16	1.441	1:21.161	16	0.789	1:20.014	16	0.561	1:19.891	16	0.259	1:19.977	16	0.140	1:20.679
26	1.732	1:21.991	26	1.643	1:20.577	26	2.035	1:20.511	26	2.052	1:20.296	26	1.364	1:20.110
74	2.651	1:21.247	74	2.426	1:20.441	74	2.568	1:20.261	74	2.537	1:20.248	74	2.098	1:20.359
18	4.775	1:23.787	18	4.219	1:20.110	18	4.164	1:20.064	18	4.174	1:20.289	18	3.874	1:20.498
2	8.912	1:22.563	2	8.449	1:20.203	2	8.084	1:19.754	2	7.670	1:19.865	2	6.823	1:19.951
11	11.220	1:22.942	11	12.726	1:22.172	11	15.654	1:23.047	11	18.316	1:22.941	23	24.910	1:25.853
35	11.556	1:22.856	35	13.083	1:22.193	35	15.823	1:22.859	82	18.744	1:22.652	25	31.767	1:25.008
82	12.072	1:22.839	82	13.905	1:22.499	82	16.371	1:22.585	35	18.874	1:23.330	88	57.041	1:29.463
23	12.952	1:22.963	23	14.788	1:22.502	23	17.156	1:22.487	23	19.855	1:22.978			
25	21.702	1:22.607	25	23.290	1:22.254	25	26.142	1:22.971	25	27.557	1:21.694			
88	33.201	1:25.264	88	37.040	1:24.505	88	43.569	1:26.648	88	48.376	1:25.086			

Weather / Track : Bright / Dry

Croft

Circuit Length = 2.1250 miles

Start: 14:21 Flag 14:43 End: 14:44

2014 Dunlop MSA Formula Ford Championship of Great Britain

ROUND 13 - LAP CHART

LAP 11			LAP 12			LAP 13			LAP 14		
NO	BEHIND	LAP TIME	NO	BEHIND	LAP TIME	NO	BEHIND	LAP TIME	NO	BEHIND	LAP TIME
6		1:22.323	6		2:07.848	6		2:53.225	6		2:22.427
16	0.354	1:22.537	16	1.339	2:08.833	16	1.740	2:53.626	16	0.433	2:21.120
26	1.406	1:22.365	26	2.155	2:08.597	26	2.229	2:53.299	26	1.153	2:21.351
74	1.978	1:22.203	74	2.653	2:08.523	74	2.894	2:53.466	74	1.632	2:21.165
18	3.980	1:22.429	18	3.805	2:07.673	18	3.672	2:53.092	18	2.870	2:21.625
2	12.740	1:28.240	2	4.580	1:59.688	2	4.903	2:53.548	2	4.528	2:22.052
23	1:59.796	2:57.209	23	1:28.308	1:36.360	23	15.172	1:40.089	23	5.405	2:12.660
25	2:00.243	2:50.799	25	1:28.603	1:36.208	25	15.583	1:40.205	25	7.542	2:14.386
88	2:02.505	2:27.787	88	1:30.587	1:35.930	88	16.182	1:38.820	88	8.269	2:14.514

Weather / Track : Bright / Dry

Results can be found at www.tsl-timing.com

Page 3 of 3

Croft
Circuit Length = 2.1250 miles
Start: 14:21 Flag 14:43 End: 14:44

Printed - 14:45 Saturday, 28 June 2014

2014 Dunlop MSA Formula Ford Championship of Great Britain

ROUND 13 - POSITION CHART

No	Name	Lap														
		Pos	1	2	3	4	5	6	7	8	9	10	11	12	13	14
6	SCOTT	1	6	6	6	6	6	6	6	6	6	6	6	6	6	6
18	MARSHALL	2	18	18	18	26	26	16	16	16	16	16	16	16	16	16
74	ABBOTT	3	26	26	26	18	16	26	26	26	26	26	26	26	26	26
26	ROSSO	4	16	16	16	16	18	74	74	74	74	74	74	74	74	74
11	COLLARD	5	74	74	74	74	74	18	18	18	18	18	18	18	18	18
16	SUTTON	6	11	11	11	2	2	2	2	2	2	2	2	2	2	2
2	KRUGER	7	2	2	2	11	11	11	11	11	11	23	23	23	23	23
82	MILLS	8	25	82	82	82	35	35	35	35	82	25	25	25	25	25
23	MEALIN	9	82	35	35	35	82	82	82	82	35	88	88	88	88	88
25	RICHARDSON	10	35	23	23	23	23	23	23	23	23					
35	JUPP	11	23	88	25	25	25	25	25	25	25					
88	HOLLOWAY	12	88	25	88	88	88	88	88	88	88					

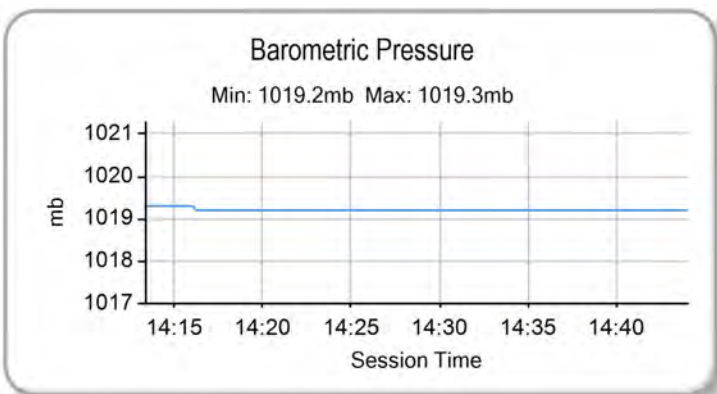
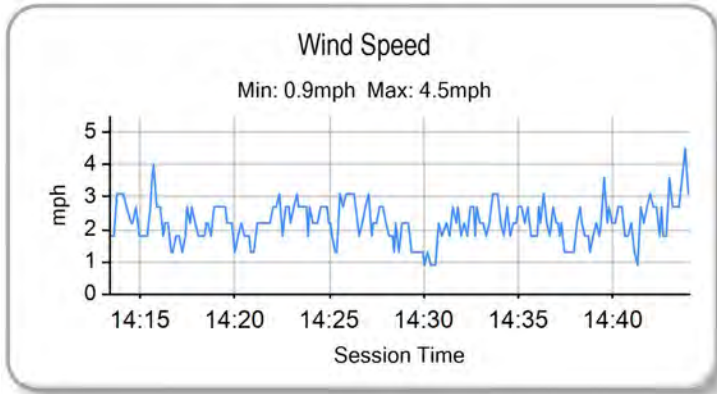
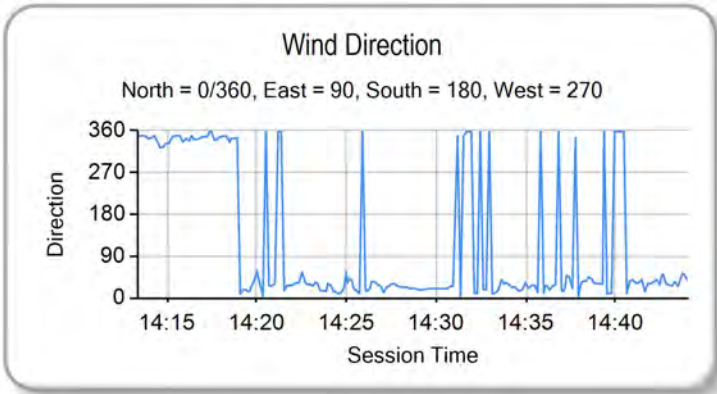
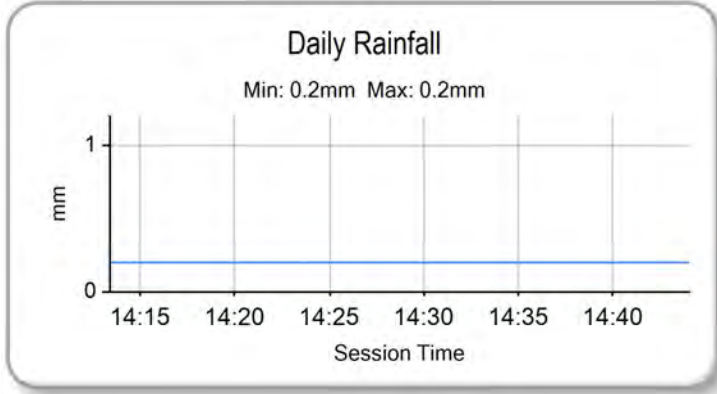
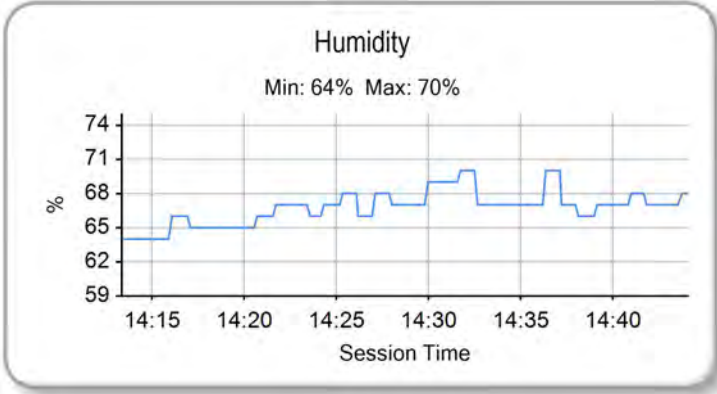
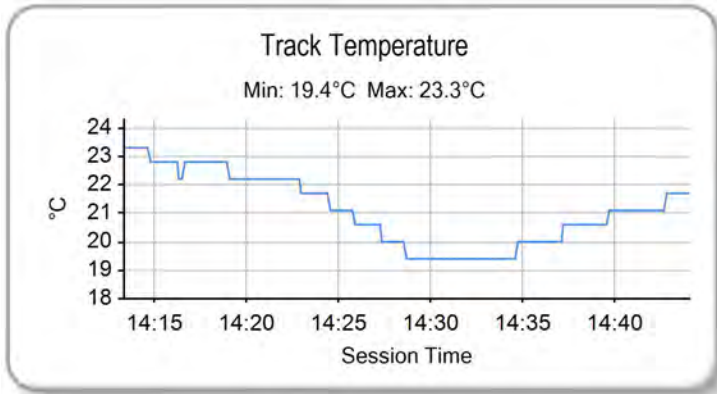
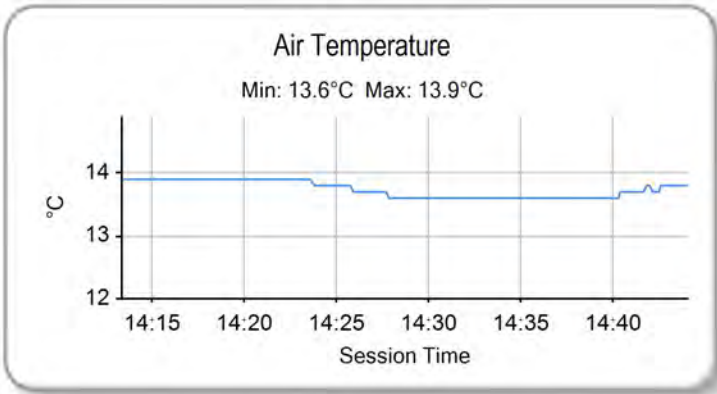
Weather / Track : Bright / Dry

Results can be found at www.tsl-timing.com

Croft
 Circuit Length = 2.1250 miles
 Start: 14:21 Flag 14:43 End: 14:44

Printed - 14:45 Saturday, 28 June 2014

2014 Dunlop MSA Formula Ford Championship of Great Britain
ROUND 13 - WEATHER CONDITIONS



Weather / Track : Bright / Dry

Results can be found at www.tsl-timing.com

Croft
 Circuit Length = 2.1250 miles
 Start: 14:21 Flag 14:43 End: 14:44

Printed - 14:45 Saturday, 28 June 2014




2014 Dunlop MSA Formula Ford Championship of Great Britain

ROUND 14 - GRID

ROW 6	11	82 Connor MILLS	12	35 Connor JUPP
ROW 5	9	88 Greg HOLLOWAY	10	11 Ricky COLLARD
ROW 4	7	23 Chris MEALIN	8	25 Louise RICHARDSON
ROW 3	5	18 Max MARSHALL	6	2 Jayde KRUGER
ROW 2	3	16 Ashley SUTTON	4	6 Harrison SCOTT
ROW 1	1	74 James ABBOTT	2	26 Juan ROSSO

Pole



Croft
Circuit Length = 2.1250 miles

These results are provisional until the conclusion of any judicial and technical matters.

Clerk Of Course :		Timekeeper :
-------------------	--	--------------

Results can be found at www.tsl-timing.com

Printed - 14:47 Saturday, 28 June 2014





2014 Dunlop MSA Formula Ford Championship of Great Britain

ROUND 14 - CLASSIFICATION

POS	NO	CL	PIC NAME	NAT	ENTRY	LAPS	TIME	GAP	DIFF	MPH	BEST	ON
1	16	S	1 Ashley SUTTON	GBR	Mygale M12-SJ - Scholar - Jamun Racing	13	17:32.916			94.45	1:20.018	7
2	74		1 James ABBOTT	GBR	Mygale M13-SJ - Mountune - Radical Motorsport	13	17:35.219	2.303	2.303	94.24	1:20.394	5
3	6		2 Harrison SCOTT	GBR	Mygale M13-SJ - Swindon - Falcon Motorsport	13	17:37.826	4.910	2.607	94.01	1:20.481	3
4	26		3 Juan ROSSO	ARG	Mygale M13-SJ - Mountune - Radical Motorsport	13	17:40.247	7.331	2.421	93.80	1:20.697	5
5	2		4 Jayde KRUGER	RSA	Mygale M12-SJ - Mountune - JTR	13	17:40.434	7.518	0.187	93.78	1:20.254	4
6	18		5 Max MARSHALL	GBR	Mygale M12-SJ - Mountune - JTR	13	17:41.624	8.708	1.190	93.67	1:20.418	8
7	23	S	2 Chris MEALIN	GBR	Mygale M12-SJ - Swindon - Falcon Motorsport	13	17:54.750	21.834	13.126	92.53	1:21.658	3
8	25	S	3 Louise RICHARDSON	GBR	Mygale M12-SJ - Scholar - Richardson Racing	13	17:55.201	22.285	0.451	92.49	1:21.509	4
9	11	S	4 Ricky COLLARD	GBR	Mygale M12-SJ - Swindon - Falcon Motorsport	13	18:05.751	32.835	10.550	91.59	1:21.430	5
10	88		6 Greg HOLLOWAY	AUS	Sinter LA12 - Scholar - SWB Motorsport	13	18:40.956	1:08.040	35.205	88.72	1:25.068	4

NOT CLASSIFIED

DNF	82	S	Connor MILLS	GBR	Mygale M12-SJ - Scholar - Meridian	2	7:00.703	11 Laps	11 Laps	36.36	4:54.265	1
-----	----	---	--------------	-----	------------------------------------	---	----------	---------	---------	-------	----------	---

FASTEST LAP

16	S	Ashley SUTTON	GBR	Mygale M12-SJ - Scholar - Jamun Racing	7	1:20.018	95.60 mph	153.86 kph
2	Jayde KRUGER	RSA	Mygale M12-SJ - Mountune - JTR	4	1:20.254	95.32 mph	153.40 kph	

Weather / Track : Bright / Dry

These results are provisional until the conclusion of any judicial and technical matters.

Croft

Circuit Length = 2.1250 miles

Start: 17:40 Flag 17:57 End: 17:58

Clerk Of Course :

Timekeeper :

Results can be found at www.tsl-timing.com

Printed - 18:00 Saturday, 28 June 2014

2014 Dunlop MSA Formula Ford Championship of Great Britain

ROUND 14 - SECTOR ANALYSIS

SECTOR 1 = FL to I1, SECTOR 2 = I1 to I2, SECTOR 3 = I2 to FL, DIFF = Difference To Personal Best Lap

P1		16 S		Ashley SUTTON		Mygale M12-SJ - Scholar - Jamun Racing				
LAP	SECTOR 1	SECTOR 2	SECTOR 3	LAP TIME	MPH	DIFF	TIME OF DAY			
1 -		125.9	33.396	111.6	22.942	111.4	1:26.487	88.45	6.469	17:41:27.336
2 -	25.020	125.4	33.340	110.5	23.061	109.7	1:21.421	93.95	1.403	17:42:48.757
3 -	24.877	125.9	32.777	112.0	22.842	110.4	1:20.496	95.03	0.478	17:44:09.253
4 -	24.632	126.8	33.442	111.6	22.811	109.5	1:20.885	94.57	0.867	17:45:30.138
5 -	24.662	125.9	32.922	110.9	22.892	109.1	1:20.476	95.06	0.458	17:46:50.614
6 -	24.498	126.8	33.278	110.9	22.719	108.5	1:20.495	95.03	0.477	17:48:11.109
7 -	24.673	125.4	32.558	111.8	22.787	108.3	1:20.018 (1)	95.60		17:49:31.127
8 -	24.470	126.8	32.941	112.2	22.917	109.7	1:20.328	95.23	0.310	17:50:51.455
9 -	24.659	128.8	33.438	111.6	22.913	108.0	1:21.010	94.43	0.992	17:52:12.465
10 -	24.571	126.1	32.780	106.3	22.862	108.5	1:20.213 (3)	95.37	0.195	17:53:32.678
11 -	24.663	125.2	32.735	111.2	22.856	109.3	1:20.254	95.32	0.236	17:54:52.932
12 -	24.674	125.6	32.763	112.0	22.740	109.1	1:20.177 (2)	95.41	0.159	17:56:13.109
13 -	24.683	125.4	32.846	111.8	23.127	103.7	1:20.656	94.84	0.638	17:57:33.765

P2		74		James ABBOTT		Mygale M13-SJ - Mountune - Radical Motorsport				
LAP	SECTOR 1	SECTOR 2	SECTOR 3	LAP TIME	MPH	DIFF	TIME OF DAY			
1 -		123.3	33.283	110.0	23.252	109.0	1:26.071	88.88	5.677	17:41:26.920
2 -	25.000	125.2	33.127	111.1	22.603	109.7	1:20.730	94.76	0.336	17:42:47.650
3 -	24.828	126.6	32.894	112.2	23.093	109.3	1:20.815	94.66	0.421	17:44:08.465
4 -	24.869	126.3	32.928	111.8	22.915	109.0	1:20.712	94.78	0.318	17:45:29.177
5 -	24.828	126.8	32.797	112.0	22.769	109.5	1:20.394 (1)	95.15		17:46:49.571
6 -	24.728	126.8	32.915	111.4	22.880	109.7	1:20.523 (3)	95.00	0.129	17:48:10.094
7 -	24.708	127.3	32.912	111.2	22.835	109.7	1:20.455 (2)	95.08	0.061	17:49:30.549
8 -	24.747	127.3	33.025	110.3	22.938	110.4	1:20.710	94.78	0.316	17:50:51.259
9 -	24.765	127.8	34.269	109.2	23.136	109.0	1:22.170	93.10	1.776	17:52:13.429
10 -	25.014	127.8	33.099	111.8	22.872	109.3	1:20.985	94.46	0.591	17:53:34.414
11 -	24.778	127.0	32.853	111.2	22.906	109.7	1:20.537	94.98	0.143	17:54:54.951
12 -	24.720	127.5	32.841	111.1	22.979	109.3	1:20.540	94.98	0.146	17:56:15.491
13 -	24.764	127.8	32.810	111.8	23.003	110.2	1:20.577	94.94	0.183	17:57:36.068

P3		6		Harrison SCOTT		Mygale M13 SJ - Swindon - Falcon Motorsport				
LAP	SECTOR 1	SECTOR 2	SECTOR 3	LAP TIME	MPH	DIFF	TIME OF DAY			
1 -		123.1	32.979	111.6	23.273	110.7	1:26.317	88.62	5.836	17:41:27.166
2 -	25.091	125.9	33.234	111.6	23.056	109.1	1:21.381	94.00	0.900	17:42:48.547
3 -	24.832	126.3	32.758	111.4	22.891	109.5	1:20.481 (1)	95.05		17:44:09.028
4 -	24.779	126.1	33.252	111.6	22.764	109.5	1:20.795	94.68	0.314	17:45:29.823
5 -	24.726	125.6	32.947	111.6	22.836	109.7	1:20.509 (2)	95.02	0.028	17:46:50.332
6 -	24.634	126.1	33.186	111.2	23.288	108.3	1:21.108	94.31	0.627	17:48:11.440
7 -	24.912	125.6	32.997	110.7	22.863	109.1	1:20.772 (3)	94.71	0.291	17:49:32.212
8 -	24.852	125.6	32.984	110.7	23.051	109.0	1:20.887	94.57	0.406	17:50:53.099
9 -	24.888	125.6	33.212	110.1	22.888	108.6	1:20.988	94.45	0.507	17:52:14.087
10 -	24.812	126.1	33.168	110.7	22.893	109.1	1:20.873	94.59	0.392	17:53:34.960
11 -	24.791	125.9	33.048	110.9	22.970	109.0	1:20.809	94.66	0.328	17:54:55.769
12 -	24.845	125.6	33.146	110.7	23.233	108.6	1:21.224	94.18	0.743	17:56:16.993
13 -	25.162	125.4	33.207	110.1	23.313	108.0	1:21.682	93.65	1.201	17:57:38.675

P4		26		Juan ROSSO		Mygale M13-SJ - Mountune - Radical Motorsport				
LAP	SECTOR 1	SECTOR 2	SECTOR 3	LAP TIME	MPH	DIFF	TIME OF DAY			
1 -		126.1	34.408	110.9	22.870	110.5	1:27.805	87.12	7.108	17:41:28.654
2 -	25.004	127.0	33.196	110.0	22.760	110.7	1:20.960	94.49	0.263	17:42:49.614
3 -	24.988	128.3	33.168	110.7	22.802	110.4	1:20.958	94.49	0.261	17:44:10.572
4 -	24.675	128.8	33.017	111.4	23.157	109.7	1:20.849 (3)	94.62	0.152	17:45:31.421
5 -	24.797	128.0	32.910	107.5	22.990	109.8	1:20.697 (1)	94.80		17:46:52.118
6 -	24.709	127.8	33.064	111.2	23.076	109.7	1:20.849 (3)	94.62	0.152	17:48:12.967
7 -	24.783	128.5	32.978	109.4	23.145	110.0	1:20.906	94.55	0.209	17:49:33.873
8 -	24.665	128.5	32.876	111.2	23.199	110.2	1:20.740 (2)	94.74	0.043	17:50:54.613
9 -	24.792	128.8	33.087	110.5	23.246	109.7	1:21.125	94.30	0.428	17:52:15.738
10 -	24.816	128.0	33.059	108.4	23.247	109.1	1:21.122	94.30	0.425	17:53:36.860
11 -	24.884	128.5	33.160	109.8	23.194	109.8	1:21.238	94.16	0.541	17:54:58.098

Weather / Track : Bright / Dry

Croft
Circuit Length = 2.1250 miles
Start: 17:40 Flag 17:57 End: 17:58

2014 Dunlop MSA Formula Ford Championship of Great Britain

ROUND 14 - SECTOR ANALYSIS

SECTOR 1 = FL to I1, SECTOR 2 = I1 to I2, SECTOR 3 = I2 to FL, DIFF = Difference To Personal Best Lap

12 -	24.795	128.0	33.070	111.2	23.362	109.5	1:21.227	94.18	0.530	17:56:19.325
13 -	25.272	128.0	33.353	111.1	23.146	109.0	1:21.771	93.55	1.074	17:57:41.096

P5		2		Jayde KRUGER		Mygale M12 SJ - Mountune - JTR				
LAP	SECTOR 1		SECTOR 2		SECTOR 3		LAP TIME	MPH	DIFF	TIME OF DAY
1 -		126.3	34.113	111.2	23.611	111.3	1:28.846	86.10	8.592	17:41:29.695
2 -	25.348	127.5	33.428	111.6	22.772	110.5	1:21.548	93.81	1.294	17:42:51.243
3 -	24.670	126.8	32.930	109.4	22.669	110.4	1:20.269 (2)	95.30	0.015	17:44:11.512
4 -	24.856	126.1	32.593	111.4	22.805	110.5	1:20.254 (1)	95.32		17:45:31.766
5 -	24.984	124.9	32.951	111.1	22.937	109.5	1:20.872	94.59	0.618	17:46:52.638
6 -	24.841	125.9	32.689	110.1	23.048	110.2	1:20.578 (3)	94.94	0.324	17:48:13.216
7 -	24.938	126.3	32.895	110.1	23.132	109.5	1:20.965	94.48	0.711	17:49:34.181
8 -	24.910	125.6	32.983	110.1	22.896	109.7	1:20.789	94.69	0.535	17:50:54.970
9 -	24.854	126.8	32.900	111.2	23.262	109.8	1:21.016	94.42	0.762	17:52:15.986
10 -	24.888	126.8	32.952	110.1	23.190	108.5	1:21.030	94.41	0.776	17:53:37.016
11 -	25.206	125.2	33.306	110.1	22.891	109.8	1:21.403	93.97	1.149	17:54:58.419
12 -	24.933	125.4	32.946	110.5	23.068	108.6	1:20.947	94.50	0.693	17:56:19.366
13 -	25.742	125.4	33.216	110.5	22.959	108.8	1:21.917	93.38	1.663	17:57:41.283

P6		18		Max MARSHALL		Mygale M12 SJ - Mountune - JTR				
LAP	SECTOR 1		SECTOR 2		SECTOR 3		LAP TIME	MPH	DIFF	TIME OF DAY
1 -		126.1	33.633	112.7	22.775	111.3	1:27.215	87.71	6.797	17:41:28.064
2 -	24.875	127.0	33.121	111.6	23.169	110.5	1:21.165	94.25	0.747	17:42:49.229
3 -	25.171	126.1	34.721	107.3	23.008	110.9	1:22.900	92.28	2.482	17:44:12.129
4 -	25.051	126.8	33.121	110.1	22.854	110.7	1:21.026	94.41	0.608	17:45:33.155
5 -	24.773	126.3	32.918	110.9	22.773	110.9	1:20.464 (2)	95.07	0.046	17:46:53.619
6 -	24.668	127.0	32.931	112.4	22.981	109.8	1:20.580 (3)	94.93	0.162	17:48:14.199
7 -	24.817	126.8	33.057	110.9	23.274	110.4	1:21.148	94.27	0.730	17:49:35.347
8 -	24.696	126.8	32.800	112.0	22.922	110.2	1:20.418 (1)	95.12		17:50:55.765
9 -	24.883	125.9	33.124	112.0	22.919	110.0	1:20.926	94.53	0.508	17:52:16.691
10 -	24.747	125.4	33.100	111.1	23.109	109.7	1:20.956	94.49	0.538	17:53:37.647
11 -	24.846	125.6	33.546	110.5	23.198	108.5	1:21.590	93.76	1.172	17:54:59.237
12 -	24.894	125.2	33.136	107.2	23.043	109.7	1:21.073	94.36	0.655	17:56:20.310
13 -	24.936	126.8	34.172	109.1	23.055	108.6	1:22.163	93.10	1.745	17:57:42.473

P7		23 S		Chris MEALIN		Mygale M12-SJ - Swindon - Falcon Motorsport				
LAP	SECTOR 1		SECTOR 2		SECTOR 3		LAP TIME	MPH	DIFF	TIME OF DAY
1 -		123.8	34.012	111.2	23.062	109.0	1:28.626	86.31	6.968	17:41:29.475
2 -	25.396	125.2	34.120	110.1	23.126	109.7	1:22.642	92.56	0.984	17:42:52.117
3 -	25.096	124.5	33.675	110.0	22.887	109.0	1:21.658 (1)	93.68		17:44:13.775
4 -	25.206	124.5	33.555	110.7	23.067	109.0	1:21.828 (3)	93.48	0.170	17:45:35.603
5 -	25.158	123.8	33.477	110.5	23.106	108.0	1:21.741 (2)	93.58	0.083	17:46:57.344
6 -	25.486	123.8	33.519	109.2	23.037	108.5	1:22.042	93.24	0.384	17:48:19.386
7 -	25.250	124.2	33.490	110.1	23.129	108.3	1:21.869	93.44	0.211	17:49:41.255
8 -	25.320	123.3	33.520	109.4	23.105	108.5	1:21.945	93.35	0.287	17:51:03.200
9 -	25.365	123.3	33.524	110.5	23.324	106.9	1:22.213	93.05	0.555	17:52:25.413
10 -	25.404	123.1	34.028	108.2	23.291	108.1	1:22.723	92.47	1.065	17:53:48.136
11 -	25.277	123.5	33.678	108.7	23.386	107.8	1:22.341	92.90	0.683	17:55:10.477
12 -	25.484	123.8	33.604	108.2	23.412	108.1	1:22.500	92.72	0.842	17:56:32.977
13 -	25.535	123.1	33.569	109.1	23.518	106.9	1:22.622	92.59	0.964	17:57:55.599

P8		25 S		Louise RICHARDSON		Mygale M12-SJ - Scholar - Richardson Racing				
LAP	SECTOR 1		SECTOR 2		SECTOR 3		LAP TIME	MPH	DIFF	TIME OF DAY
1 -		120.0	33.884	108.4	23.380	109.1	1:30.634	84.40	9.125	17:41:31.483
2 -	25.259	123.8	33.458	109.8	23.324	108.6	1:22.041	93.24	0.532	17:42:53.524
3 -	25.512	120.6	33.368	109.8	23.267	108.5	1:22.147	93.12	0.638	17:44:15.671
4 -	25.101	123.8	33.163	110.0	23.245	108.3	1:21.509 (1)	93.85		17:45:37.180
5 -	25.201	123.8	33.182	110.7	23.468	108.1	1:21.851	93.46	0.342	17:46:59.031
6 -	25.187	124.7	33.296	109.8	24.066	107.6	1:22.549	92.67	1.040	17:48:21.580
7 -	25.192	124.2	33.263	110.1	23.405	108.3	1:21.860	93.45	0.351	17:49:43.440
8 -	25.515	124.0	33.269	111.6	23.458	108.0	1:22.242	93.01	0.733	17:51:05.682

Weather / Track : Bright / Dry

Croft

Circuit Length = 2.1250 miles

Start: 17:40 Flag 17:57 End: 17:58

2014 Dunlop MSA Formula Ford Championship of Great Britain

ROUND 14 - SECTOR ANALYSIS

SECTOR 1 = FL to I1, SECTOR 2 = I1 to I2, SECTOR 3 = I2 to FL, DIFF = Difference To Personal Best Lap

9 -	25.068	124.7	33.211	110.5	23.423	107.6	1:21.702 (2)	93.63	0.193	17:52:27.384
10 -	25.106	124.2	33.370	110.5	23.240	108.6	1:21.716 (3)	93.61	0.207	17:53:49.100
11 -	25.190	124.5	33.267	110.9	23.784	108.8	1:22.241	93.02	0.732	17:55:11.341
12 -	25.224	125.2	33.594	110.0	23.525	107.8	1:22.343	92.90	0.834	17:56:33.684
13 -	25.411	124.0	33.574	109.4	23.381	108.8	1:22.366	92.87	0.857	17:57:56.050

P9		11 S		Ricky COLLARD		Mygale M12-SJ - Swindon - Falcon Motorsport				
LAP	SECTOR 1		SECTOR 2		SECTOR 3		LAP TIME	MPH	DIFF	TIME OF DAY
1 -		121.1	34.844	108.0	23.199	109.5	1:36.742	79.07	15.312	17:41:37.591
2 -	25.286	124.5	35.544	109.8	25.272	107.4	1:26.102	88.84	4.672	17:43:03.693
3 -	25.516	123.8	33.593	108.2	23.444	107.6	1:22.553	92.66	1.123	17:44:26.246
4 -	25.478	123.1	33.365	109.2	22.948	108.8	1:21.791 (3)	93.53	0.361	17:45:48.037
5 -	25.091	123.8	33.393	109.8	22.946	108.3	1:21.430 (1)	93.94		17:47:09.467
6 -	25.297	123.5	33.408	109.1	23.061	108.3	1:21.766 (2)	93.56	0.336	17:48:31.233
7 -	25.664	121.7	33.844	110.1	23.098	108.3	1:22.606	92.60	1.176	17:49:53.839
8 -	25.384	123.5	33.582	109.4	23.099	106.9	1:22.065	93.21	0.635	17:51:15.904
9 -	25.487	123.3	33.609	108.7	23.118	107.6	1:22.214	93.05	0.784	17:52:38.118
10 -	25.398	122.6	33.565	108.7	23.159	108.0	1:22.122	93.15	0.692	17:54:00.240
11 -	25.418	122.0	33.686	108.7	23.265	107.8	1:22.369	92.87	0.939	17:55:22.609
12 -	25.379	123.3	33.476	108.2	23.209	108.1	1:22.064	93.22	0.634	17:56:44.673
13 -	25.276	123.3	33.391	108.4	23.260	107.4	1:21.927	93.37	0.497	17:58:06.600

P10		88		Greg HOLLOWAY		Sinter LA12 - Scholar - SWB Motorsport				
LAP	SECTOR 1		SECTOR 2		SECTOR 3		LAP TIME	MPH	DIFF	TIME OF DAY
1 -		112.9	36.246	106.5	23.777	107.4	1:33.582	81.74	8.514	17:41:34.431
2 -	26.464	119.1	35.592	103.7	24.019	106.0	1:26.075	88.87	1.007	17:43:00.506
3 -	26.629	119.6	35.345	106.8	24.011	108.3	1:25.985	88.97	0.917	17:44:26.491
4 -	26.543	121.1	34.783	108.5	23.742	107.3	1:25.068 (1)	89.92		17:45:51.559
5 -	26.372	120.9	35.063	107.5	23.810	107.8	1:25.245 (2)	89.74	0.177	17:47:16.804
6 -	26.637	122.4	35.184	107.7	23.971	108.1	1:25.792	89.17	0.724	17:48:42.596
7 -	26.596	121.7	34.966	107.3	23.724	107.4	1:25.286	89.69	0.218	17:50:07.882
8 -	26.711	122.2	34.943	107.2	23.927	106.3	1:25.581	89.39	0.513	17:51:33.463
9 -	26.755	119.8	35.184	108.0	23.656	107.8	1:25.595	89.37	0.527	17:52:59.058
10 -	27.081	120.0	35.346	107.8	23.815	107.4	1:26.242	88.70	1.174	17:54:25.300
11 -	26.634	121.1	35.218	108.2	23.833	107.1	1:25.685	89.28	0.617	17:55:50.985
12 -	26.433	121.7	35.084	106.5	23.744	108.0	1:25.261 (3)	89.72	0.193	17:57:16.246
13 -	26.693	121.5	35.150	107.8	23.716	107.4	1:25.559	89.41	0.491	17:58:41.805

P11		82 S		Connor MILLS		Mygale M12-SJ - Scholar - Meridian				
LAP	SECTOR 1		SECTOR 2		SECTOR 3		LAP TIME	MPH	DIFF	TIME OF DAY
1 -		119.1	36.267	107.5	23.780	108.3	4:54.265 (1)	25.99		17:44:55.114
2 -	25.751	122.4	33.713	111.4	IN PIT		2:06.438 P	60.50		17:47:01.552

2014 Dunlop MSA Formula Ford Championship of Great Britain

ROUND 14 - BEST SPEEDS

POS	SECTOR 1			SECTOR 2			FINISH LINE		
	NO	NAME	MPH	NO	NAME	MPH	NO	NAME	MPH
1	16	Ashley SUTTON	128.8	18	Max MARSHALL	112.7	16	Ashley SUTTON	111.4
2	26	Juan ROSSO	128.8	16	Ashley SUTTON	112.2	2	Jayde KRUGER	111.3
3	74	James ABBOTT	127.8	74	James ABBOTT	112.2	18	Max MARSHALL	111.3
4	2	Jayde KRUGER	127.5	2	Jayde KRUGER	111.6	6	Harrison SCOTT	110.7
5	18	Max MARSHALL	127.0	6	Harrison SCOTT	111.6	26	Juan ROSSO	110.7
6	6	Harrison SCOTT	126.3	25	Louise RICHARDSON	111.6	74	James ABBOTT	110.4
7	23	Chris MEALIN	125.2	26	Juan ROSSO	111.4	23	Chris MEALIN	109.7
8	25	Louise RICHARDSON	125.2	82	Connor MILLS	111.4	11	Ricky COLLARD	109.5
9	11	Ricky COLLARD	124.5	23	Chris MEALIN	111.2	25	Louise RICHARDSON	109.1
10	82	Connor MILLS	122.4	11	Ricky COLLARD	110.1	82	Connor MILLS	108.3
11	88	Greg HOLLOWAY	122.4	88	Greg HOLLOWAY	108.5	88	Greg HOLLOWAY	108.3

Weather / Track : Bright / Dry

Results can be found at www.tsl-timing.com

Croft
Circuit Length = 2.1250 miles
Start: 17:40 Flag 17:57 End: 17:58

Printed - 17:59 Saturday, 28 June 2014

2014 Dunlop MSA Formula Ford Championship of Great Britain

ROUND 14 - BEST SECTORS

SECTOR 1			SECTOR 2			SECTOR 3			IDEAL / BEST COMPARISON						
POS	NO	NAME	TIME	NO	NAME	TIME	NO	NAME	TIME	POS	NO	NAME	IDEAL	BEST	DIFF
1	16	SUTTON	24.470	16	SUTTON	32.558	74	ABBOTT	22.603				PERFECT LAP	1:19.631	
2	6	SCOTT	24.634	2	KRUGER	32.593	2	KRUGER	22.669	1	16	SUTTON	1:19.747	1:20.018	0.271
3	26	ROSSO	24.665	6	SCOTT	32.758	16	SUTTON	22.719	2	2	KRUGER	1:19.932	1:20.254	0.322
4	18	MARSHALL	24.668	74	ABBOTT	32.797	26	ROSSO	22.760	3	74	ABBOTT	1:20.108	1:20.394	0.286
5	2	KRUGER	24.670	18	MARSHALL	32.800	6	SCOTT	22.764	4	6	SCOTT	1:20.156	1:20.481	0.325
6	74	ABBOTT	24.708	26	ROSSO	32.876	18	MARSHALL	22.773	5	18	MARSHALL	1:20.241	1:20.418	0.177
7	25	RICHARDSON	25.068	25	RICHARDSON	33.163	23	MEALIN	22.887	6	26	ROSSO	1:20.301	1:20.697	0.396
8	11	COLLARD	25.091	11	COLLARD	33.365	11	COLLARD	22.946	7	11	COLLARD	1:21.402	1:21.430	0.028
9	23	MEALIN	25.096	23	MEALIN	33.477	25	RICHARDSON	23.240	8	23	MEALIN	1:21.460	1:21.658	0.198
10	82	MILLS	25.751	82	MILLS	33.713	88	HOLLOWAY	23.656	9	25	RICHARDSON	1:21.471	1:21.509	0.038
11	88	HOLLOWAY	26.372	88	HOLLOWAY	34.783	82	MILLS	23.780	10	82	MILLS	1:23.244	4:54.265	3:31.021
										11	88	HOLLOWAY	1:24.811	1:25.068	0.257

Weather / Track : Bright / Dry

Results can be found at www.tsl-timing.com

Croft
 Circuit Length = 2.1250 miles
 Start: 17:40 Flag 17:57 End: 17:58

Printed - 17:59 Saturday, 28 June 2014

2014 Dunlop MSA Formula Ford Championship of Great Britain

ROUND 14 - LAP CHART

LAP 1			LAP 2			LAP 3			LAP 4			LAP 5		
NO	BEHIND	LAP TIME	NO	BEHIND	LAP TIME	NO	BEHIND	LAP TIME	NO	BEHIND	LAP TIME	NO	BEHIND	LAP TIME
74		1:26.071	74		1:20.730	74		1:20.815	74		1:20.712	74		1:20.394
6	0.246	1:26.317	6	0.897	1:21.381	6	0.563	1:20.481	6	0.646	1:20.795	6	0.761	1:20.509
16	0.416	1:26.487	16	1.107	1:21.421	16	0.788	1:20.496	16	0.961	1:20.885	16	1.043	1:20.476
18	1.144	1:27.215	18	1.579	1:21.165	26	2.107	1:20.958	26	2.244	1:20.849	26	2.547	1:20.697
26	1.734	1:27.805	26	1.964	1:20.960	2	3.047	1:20.269	2	2.589	1:20.254	2	3.067	1:20.872
23	2.555	1:28.626	2	3.593	1:21.548	18	3.664	1:22.900	18	3.978	1:21.026	18	4.048	1:20.464
2	2.775	1:28.846	23	4.467	1:22.642	23	5.310	1:21.658	23	6.426	1:21.828	23	7.773	1:21.741
25	4.563	1:30.634	25	5.874	1:22.041	25	7.206	1:22.147	25	8.003	1:21.509	25	9.460	1:21.851
88	7.511	1:33.582	88	12.856	1:26.075	11	17.781	1:22.553	11	18.860	1:21.791	82	3 Laps	2:06.438 P
11	10.671	1:36.742	11	16.043	1:26.102	88	18.026	1:25.985	88	22.382	1:25.068	11	19.896	1:21.430
						82	2 Laps	4:54.265				88	27.233	1:25.245

Weather / Track : Bright / Dry

Results can be found at www.tsl-timing.com

Page 1 of 3

Croft
 Circuit Length = 2.1250 miles
 Start: 17:40 Flag 17:57 End: 17:58

Printed - 17:59 Saturday, 28 June 2014

2014 Dunlop MSA Formula Ford Championship of Great Britain

ROUND 14 - LAP CHART

LAP 6			LAP 7			LAP 8			LAP 9			LAP 10		
NO	BEHIND	LAP TIME	NO	BEHIND	LAP TIME	NO	BEHIND	LAP TIME	NO	BEHIND	LAP TIME	NO	BEHIND	LAP TIME
74		1:20.523	74		1:20.455	74		1:20.710	16		1:21.010	16		1:20.213
16	1.015	1:20.495	16	0.578	1:20.018	16	0.196	1:20.328	74	0.964	1:22.170	74	1.736	1:20.985
6	1.346	1:21.108	6	1.663	1:20.772	6	1.840	1:20.887	6	1.622	1:20.988	6	2.282	1:20.873
26	2.873	1:20.849	26	3.324	1:20.906	26	3.354	1:20.740	26	3.273	1:21.125	26	4.182	1:21.122
2	3.122	1:20.578	2	3.632	1:20.965	2	3.711	1:20.789	2	3.521	1:21.016	2	4.338	1:21.030
18	4.105	1:20.580	18	4.798	1:21.148	18	4.506	1:20.418	18	4.226	1:20.926	18	4.969	1:20.956
23	9.292	1:22.042	23	10.706	1:21.869	23	11.941	1:21.945	23	12.948	1:22.213	23	15.458	1:22.723
25	11.486	1:22.549	25	12.891	1:21.860	25	14.423	1:22.242	25	14.919	1:21.702	25	16.422	1:21.716
11	21.139	1:21.766	11	23.290	1:22.606	11	24.645	1:22.065	11	25.653	1:22.214	11	27.562	1:22.122
88	32.502	1:25.792	88	37.333	1:25.286	88	42.204	1:25.581	88	46.593	1:25.595	88	52.622	1:26.242

Weather / Track : Bright / Dry

Results can be found at www.tsl-timing.com

Page 2 of 3

Croft
 Circuit Length = 2.1250 miles
 Start: 17:40 Flag 17:57 End: 17:58

Printed - 17:59 Saturday, 28 June 2014

2014 Dunlop MSA Formula Ford Championship of Great Britain

ROUND 14 - LAP CHART

LAP 11			LAP 12			LAP 13		
NO	BEHIND	LAP TIME	NO	BEHIND	LAP TIME	NO	BEHIND	LAP TIME
16		1:20.254	16		1:20.177	16		1:20.656
74	2.019	1:20.537	74	2.382	1:20.540	74	2.303	1:20.577
6	2.837	1:20.809	6	3.884	1:21.224	6	4.910	1:21.682
26	5.166	1:21.238	26	6.216	1:21.227	26	7.331	1:21.771
2	5.487	1:21.403	2	6.257	1:20.947	2	7.518	1:21.917
18	6.305	1:21.590	18	7.201	1:21.073	18	8.708	1:22.163
23	17.545	1:22.341	23	19.868	1:22.500	23	21.834	1:22.622
25	18.409	1:22.241	25	20.575	1:22.343	25	22.285	1:22.366
11	29.677	1:22.369	11	31.564	1:22.064	11	32.835	1:21.927
88	58.053	1:25.685	88	1:03.137	1:25.261	88	1:08.040	1:25.559

Weather / Track : Bright / Dry

Results can be found at www.tsl-timing.com

Page 3 of 3

Croft
Circuit Length = 2.1250 miles
Start: 17:40 Flag 17:57 End: 17:58

Printed - 17:59 Saturday, 28 June 2014

2014 Dunlop MSA Formula Ford Championship of Great Britain

ROUND 14 - POSITION CHART

No	Name	Lap														
		Pos	1	2	3	4	5	6	7	8	9	10	11	12	13	
74	ABBOTT	1	74	74	74	74	74	74	74	74	74	16	16	16	16	16
26	ROSSO	2	6	6	6	6	6	6	16	16	16	74	74	74	74	74
16	SUTTON	3	16	16	16	16	16	6	6	6	6	6	6	6	6	6
6	SCOTT	4	18	18	26	26	26	26	26	26	26	26	26	26	26	26
18	MARSHALL	5	26	26	2	2	2	2	2	2	2	2	2	2	2	2
2	KRUGER	6	23	2	18	18	18	18	18	18	18	18	18	18	18	18
23	MEALIN	7	2	23	23	23	23	23	23	23	23	23	23	23	23	23
25	RICHARDSON	8	25	25	25	25	25	25	25	25	25	25	25	25	25	25
88	HOLLOWAY	9	88	88	11	11	11	11	11	11	11	11	11	11	11	11
11	COLLARD	10	11	11	88	88	88	88	88	88	88	88	88	88	88	88
82	MILLS	11	82	82												

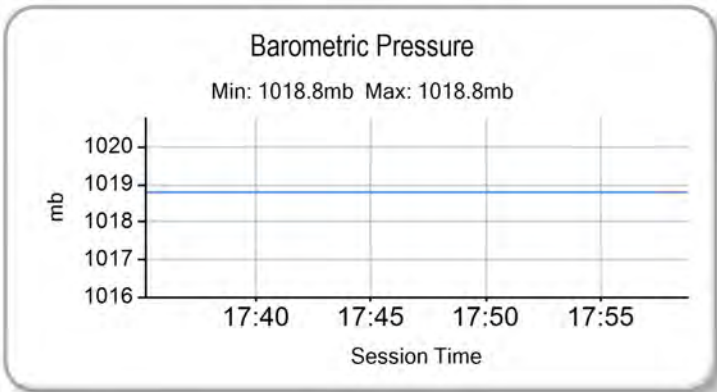
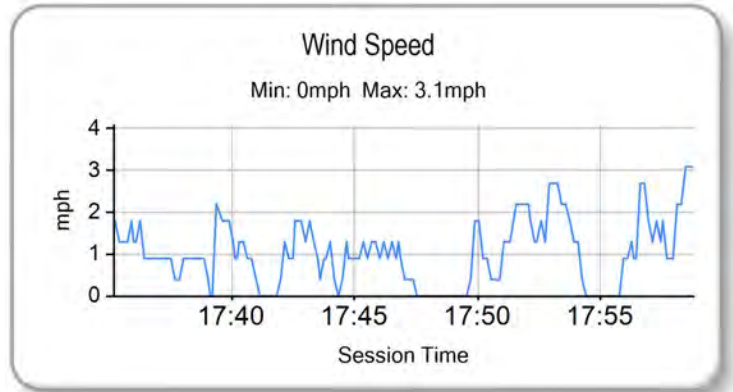
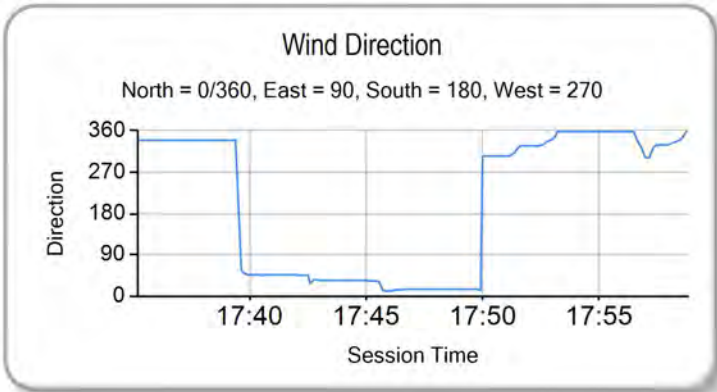
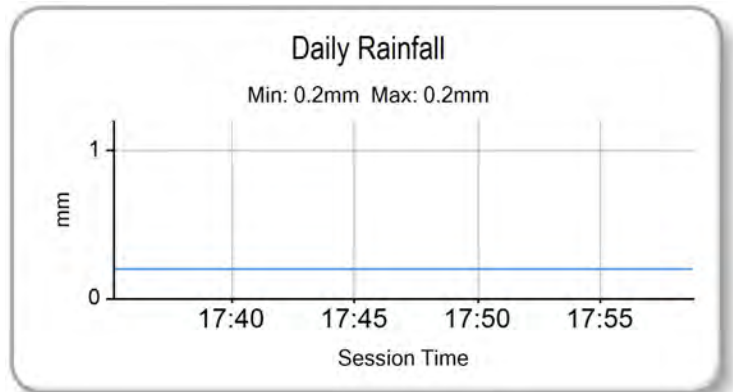
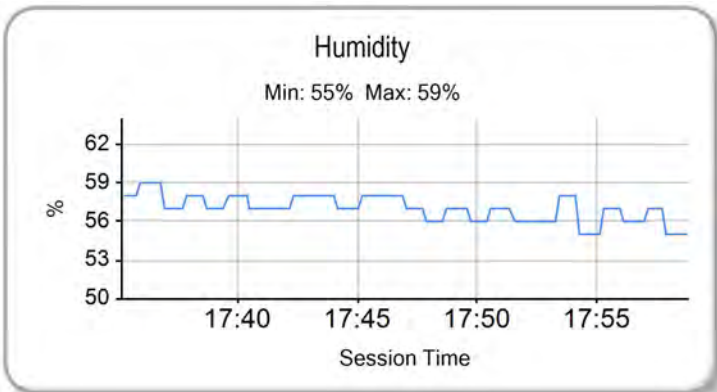
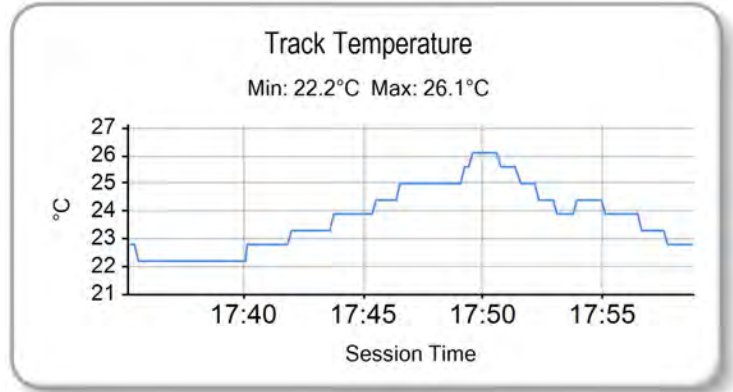
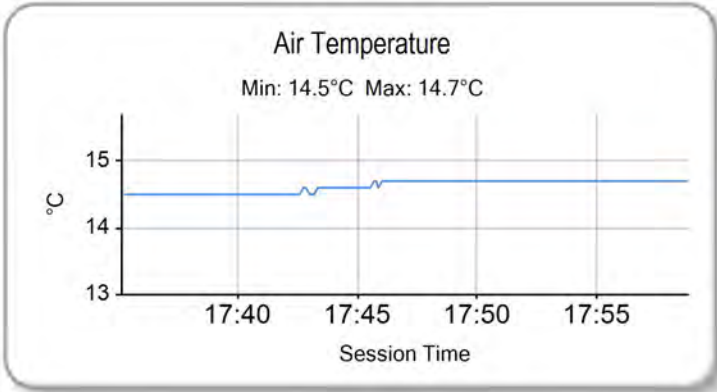
Weather / Track : Bright / Dry

Results can be found at www.tsl-timing.com

Croft
 Circuit Length = 2.1250 miles
 Start: 17:40 Flag 17:57 End: 17:58

Printed - 17:59 Saturday, 28 June 2014

2014 Dunlop MSA Formula Ford Championship of Great Britain
ROUND 14 - WEATHER CONDITIONS



Weather / Track : Bright / Dry

Results can be found at www.tsl-timing.com

Croft
 Circuit Length = 2.1250 miles
 Start: 17:40 Flag 17:57 End: 17:58

Printed - 18:00 Saturday, 28 June 2014



2014 Dunlop MSA Formula Ford Championship of Great Britain

ROUND 15 - CLASSIFICATION

POS	NO	CL	PIC NAME	NAT	ENTRY	LAPS	TIME	GAP	DIFF	MPH	BEST	ON
1	74		1 James ABBOTT	GBR	Mygale M13-SJ - Mountune - Radical Motorsport	15	20:20.190			94.04	1:20.595	3
2	16	S	1 Ashley SUTTON	GBR	Mygale M12-SJ - Scholar - Jamun Racing	15	20:20.300	0.110	0.110	94.03	1:20.486	5
3	6		2 Harrison SCOTT	GBR	Mygale M13 SJ - Swindon - Falcon Motorsport	15	20:23.221	3.031	2.921	93.81	1:20.655	3
4	26		3 Juan ROSSO	ARG	Mygale M13-SJ - Mountune - Radical Motorsport	15	20:25.632	5.442	2.411	93.62	1:20.920	2
5	2 *		4 Jayde KRUGER	RSA	Mygale M12 SJ - Mountune - JTR	15	20:30.892	10.702	5.260	93.22	1:20.475	4
6	18		5 Max MARSHALL	GBR	Mygale M12 SJ - Mountune - JTR	15	20:36.442	16.252	5.550	92.80	1:21.632	12
7	82	S	2 Connor MILLS	GBR	Mygale M12-SJ - Scholar - Meridian	15	20:36.811	16.621	0.369	92.78	1:21.409	4
8	11	S	3 Ricky COLLARD	GBR	Mygale M12-SJ - Swindon - Falcon Motorsport	15	20:47.009	26.819	10.198	92.02	1:21.976	15
9	23	S	4 Chris MEALIN	GBR	Mygale M12-SJ - Swindon - Falcon Motorsport	15	20:58.704	38.514	11.695	91.16	1:22.205	2
10	35	S	5 Connor JUPP	GBR	Mygale M12 SJ - Mountune - Meridian	15	21:16.829	56.639	18.125	89.87	1:20.656	7
11	88		6 Greg HOLLOWAY	AUS	Sinter LA12 - Scholar - SWB Motorsport	15	21:39.733	1:19.543	22.904	88.28	1:25.678	3
12	25	S	6 Louise RICHARDSON	GBR	Mygale M12-SJ - Scholar - Richardson Racing	14	19:35.632	1 Lap	1 Lap	91.10	1:21.700	2

FASTEST LAP

2	Jayde KRUGER	RSA	Mygale M12 SJ - Mountune - JTR	4	1:20.475	95.06 mph	152.98 kph
16	Ashley SUTTON	GBR	Mygale M12-SJ - Scholar - Jamun Racing	5	1:20.486	95.04 mph	152.96 kph

* Car 2 - 5 second time penalty - exceeding track limits

Weather / Track : Bright / Dry

These results are provisional until the conclusion of any judicial and technical matters.

Croft

Circuit Length = 2.1250 miles

Start: 15:53 Flag 16:13 End: 16:15

Clerk Of Course :

Timekeeper :

Results can be found at www.tsl-timing.com

Printed - 16:16 Sunday, 29 June 2014

2014 Dunlop MSA Formula Ford Championship of Great Britain

ROUND 15 - SECTOR ANALYSIS

SECTOR 1 = FL to I1, SECTOR 2 = I1 to I2, SECTOR 3 = I2 to FL, DIFF = Difference To Personal Best Lap

P1		74		James ABBOTT		Mygale M13-SJ - Mountune - Radical Motorsport				
LAP	SECTOR 1	SECTOR 2	SECTOR 3	LAP TIME	MPH	DIFF	TIME OF DAY			
1 -		124.9	33.474	110.9	23.001	108.3	1:26.226	88.72	5.631	15:54:47.002
2 -	24.805	128.0	32.943	112.2	23.005	108.1	1:20.753 (3)	94.73	0.158	15:56:07.755
3 -	24.721	127.5	32.917	112.0	22.957	108.0	1:20.595 (1)	94.92		15:57:28.350
4 -	24.807	128.8	32.906	111.8	23.037	108.1	1:20.750 (2)	94.73	0.155	15:58:49.100
5 -	24.831	129.0	32.938	111.6	23.154	108.6	1:20.923	94.53	0.328	16:00:10.023
6 -	24.814	129.5	33.011	111.1	23.018	108.0	1:20.843	94.62	0.248	16:01:30.866
7 -	24.841	128.5	32.996	111.6	23.201	108.6	1:21.038	94.40	0.443	16:02:51.904
8 -	24.752	128.8	33.010	111.6	23.181	108.0	1:20.943	94.51	0.348	16:04:12.847
9 -	24.837	128.8	32.960	111.4	23.160	108.3	1:20.957	94.49	0.362	16:05:33.804
10 -	24.940	129.0	33.078	111.8	23.391	108.1	1:21.409	93.97	0.814	16:06:55.213
11 -	24.941	128.5	33.022	111.2	23.327	108.3	1:21.290	94.10	0.695	16:08:16.503
12 -	24.798	129.3	32.949	111.1	23.332	108.5	1:21.079	94.35	0.484	16:09:37.582
13 -	24.816	129.5	32.994	112.4	23.146	108.5	1:20.956	94.49	0.361	16:10:58.538
14 -	24.770	130.0	32.947	112.2	23.316	108.5	1:21.033	94.40	0.438	16:12:19.571
15 -	24.788	129.5	33.074	110.5	23.533	109.3	1:21.395	93.98	0.800	16:13:40.966

P2		16 S		Ashley SUTTON		Mygale M12-SJ - Scholar - Jamun Racing				
LAP	SECTOR 1	SECTOR 2	SECTOR 3	LAP TIME	MPH	DIFF	TIME OF DAY			
1 -		125.4	33.287	112.0	22.965	109.3	1:27.716	87.21	7.230	15:54:48.492
2 -	24.729	128.3	33.082	111.1	23.332	110.0	1:21.143	94.27	0.657	15:56:09.635
3 -	25.625	124.2	33.171	111.6	23.039	108.3	1:21.835	93.48	1.349	15:57:31.470
4 -	24.677	128.5	33.065	112.0	22.995	108.3	1:20.737	94.75	0.251	15:58:52.207
5 -	24.571	128.3	32.870	112.4	23.045	109.8	1:20.486 (1)	95.04		16:00:12.693
6 -	25.105	127.0	33.156	110.7	23.192	107.1	1:21.453	93.92	0.967	16:01:34.146
7 -	24.764	127.0	33.043	112.0	22.934	109.5	1:20.741	94.74	0.255	16:02:54.887
8 -	24.892	125.6	32.814	111.2	23.061	107.8	1:20.767	94.71	0.281	16:04:15.654
9 -	24.665	126.8	32.754	112.5	23.116	108.6	1:20.535 (2)	94.99	0.049	16:05:36.189
10 -	24.692	126.6	32.964	111.4	22.971	108.8	1:20.627	94.88	0.141	16:06:56.816
11 -	24.800	127.5	33.460	110.5	22.934	108.3	1:21.194	94.21	0.708	16:08:18.010
12 -	24.646	127.5	33.004	112.0	23.239	107.8	1:20.889	94.57	0.403	16:09:38.899
13 -	24.582	127.8	33.030	112.0	23.043	108.5	1:20.655	94.84	0.169	16:10:59.554
14 -	24.589	128.0	32.975	112.5	23.027	108.6	1:20.591 (3)	94.92	0.105	16:12:20.145
15 -	24.617	127.5	33.068	110.3	23.246	111.1	1:20.931	94.52	0.445	16:13:41.076

P3		6		Harrison SCOTT		Mygale M13 SJ - Swindon - Falcon Motorsport				
LAP	SECTOR 1	SECTOR 2	SECTOR 3	LAP TIME	MPH	DIFF	TIME OF DAY			
1 -		126.3	33.873	110.9	22.802	109.5	1:26.593	88.34	5.938	15:54:47.369
2 -	24.806	126.6	33.007	111.2	22.944	109.5	1:20.757 (2)	94.72	0.102	15:56:08.126
3 -	24.705	128.0	32.957	111.4	22.993	109.1	1:20.655 (1)	94.84		15:57:28.781
4 -	24.719	127.3	33.031	111.1	23.197	108.8	1:20.947	94.50	0.292	15:58:49.728
5 -	24.860	126.8	33.014	111.4	23.102	109.0	1:20.976	94.47	0.321	16:00:10.704
6 -	24.737	127.3	33.147	110.5	23.046	108.5	1:20.930 (3)	94.52	0.275	16:01:31.634
7 -	24.912	126.3	33.197	111.1	23.137	108.5	1:21.246	94.15	0.591	16:02:52.880
8 -	24.777	126.3	33.161	110.9	23.029	107.8	1:20.967	94.48	0.312	16:04:13.847
9 -	24.799	127.0	33.120	110.7	23.167	108.3	1:21.086	94.34	0.431	16:05:34.933
10 -	25.007	126.6	33.309	110.7	23.206	108.3	1:21.522	93.84	0.867	16:06:56.455
11 -	24.906	126.8	34.031	110.3	23.175	108.5	1:22.112	93.16	1.457	16:08:18.567
12 -	24.889	127.0	33.264	110.5	23.191	107.4	1:21.344	94.04	0.689	16:09:39.911
13 -	24.912	126.8	33.257	110.7	23.160	108.3	1:21.329	94.06	0.674	16:11:01.240
14 -	24.998	126.3	33.157	110.9	23.303	107.8	1:21.458	93.91	0.803	16:12:22.698
15 -	24.981	126.8	33.145	111.1	23.173	108.3	1:21.299	94.09	0.644	16:13:43.997

P4		26		Juan ROSSO		Mygale M13-SJ - Mountune - Radical Motorsport				
LAP	SECTOR 1	SECTOR 2	SECTOR 3	LAP TIME	MPH	DIFF	TIME OF DAY			
1 -		128.8	33.589	112.0	22.989	108.8	1:27.156	87.77	6.236	15:54:47.932
2 -	24.798	128.8	32.903	112.5	23.219	108.5	1:20.920 (1)	94.53		15:56:08.852
3 -	24.908	129.3	32.897	111.8	23.285	108.5	1:21.090	94.34	0.170	15:57:29.942
4 -	24.940	129.3	32.898	112.0	23.222	109.0	1:21.060 (3)	94.37	0.140	15:58:51.002
5 -	24.981	129.0	32.921	112.0	23.312	109.0	1:21.214	94.19	0.294	16:00:12.216

Weather / Track : Bright / Dry

Croft

Circuit Length = 2.1250 miles

Start: 15:53 Flag 16:13 End: 16:15

2014 Dunlop MSA Formula Ford Championship of Great Britain

ROUND 15 - SECTOR ANALYSIS

SECTOR 1 = FL to I1, SECTOR 2 = I1 to I2, SECTOR 3 = I2 to FL, DIFF = Difference To Personal Best Lap

6 -	25.091	128.8	33.111	110.7	23.210	108.8	1:21.412	93.96	0.492	16:01:33.628
7 -	24.958	129.0	33.079	111.8	23.232	108.8	1:21.269	94.13	0.349	16:02:54.897
8 -	25.357	129.8	33.059	111.2	23.181	108.6	1:21.597	93.75	0.677	16:04:16.494
9 -	24.758	129.8	32.963	111.4	23.288	109.0	1:21.009 (2)	94.43	0.089	16:05:37.503
10 -	25.091	129.0	33.066	112.4	23.244	108.5	1:21.401	93.98	0.481	16:06:58.904
11 -	25.024	129.3	33.043	112.0	23.491	109.7	1:21.558	93.79	0.638	16:08:20.462
12 -	24.914	129.5	33.250	111.4	23.375	109.1	1:21.539	93.82	0.619	16:09:42.001
13 -	24.847	129.8	32.985	112.0	23.486	109.1	1:21.318	94.07	0.398	16:11:03.319
14 -	25.115	128.8	32.931	111.8	23.399	109.1	1:21.445	93.92	0.525	16:12:24.764
15 -	25.022	129.5	33.115	111.6	23.507	109.5	1:21.644	93.70	0.724	16:13:46.408

P5		2		Jayde KRUGER		Mygale M12 SJ - Mountune - JTR				
LAP	SECTOR 1	SECTOR 2	SECTOR 3	LAP TIME	MPH	DIFF	TIME OF DAY			
1 -		128.3	33.417	112.2	23.288	109.8	1:27.701	87.22	7.226	15:54:48.477
2 -	24.668	128.3	32.971	111.8	23.384	109.5	1:21.023 (2)	94.41	0.548	15:56:09.500
3 -	25.349	126.6	33.319	112.4	22.989	109.1	1:21.657	93.68	1.182	15:57:31.157
4 -	24.831	128.5	32.804	112.5	22.840	109.1	1:20.475 (1)	95.06		15:58:51.632
5 -	24.851	128.5	32.881	111.8	23.314	108.8	1:21.046 (3)	94.39	0.571	16:00:12.678
6 -	25.030	128.8	33.004	112.0	23.825	107.4	1:21.859	93.45	1.384	16:01:34.537
7 -	25.087	127.0	32.932	110.7	23.175	108.1	1:21.194	94.21	0.719	16:02:55.731
8 -	24.979	127.8	32.900	111.8	23.190	108.3	1:21.069	94.36	0.594	16:04:16.800
9 -	25.083	126.6	32.913	110.9	23.154	108.5	1:21.150	94.27	0.675	16:05:37.950
10 -	24.845	129.3	33.214	110.9	23.216	108.5	1:21.275	94.12	0.800	16:06:59.225
11 -	24.956	128.0	33.130	110.7	23.353	108.5	1:21.439	93.93	0.964	16:08:20.664
12 -	25.030	127.8	33.201	110.9	23.432	107.6	1:21.663	93.67	1.188	16:09:42.327
13 -	24.863	127.8	32.995	111.4	23.361	109.0	1:21.219	94.19	0.744	16:11:03.546
14 -	25.208	126.3	33.110	110.3	23.141	109.0	1:21.459	93.91	0.984	16:12:25.005
15 -	25.044	128.3	33.181	110.9	23.438	108.6	1:21.663	93.67	1.188	16:13:46.668

P6		18		Max MARSHALL		Mygale M12 SJ - Mountune - JTR				
LAP	SECTOR 1	SECTOR 2	SECTOR 3	LAP TIME	MPH	DIFF	TIME OF DAY			
1 -		121.3	33.843	112.2	23.134	110.4	1:30.165	84.84	8.533	15:54:50.941
2 -	24.933	127.8	33.696	111.4	23.398	110.2	1:22.027	93.26	0.395	15:56:12.968
3 -	25.383	128.0	33.357	111.6	23.925	109.5	1:22.665	92.54	1.033	15:57:35.633
4 -	25.656	127.5	33.179	111.6	23.298	109.0	1:22.133	93.14	0.501	15:58:57.766
5 -	24.919	126.8	33.252	112.5	23.482	108.5	1:21.653 (3)	93.69	0.021	16:00:19.419
6 -	25.095	126.8	33.294	110.9	23.438	108.8	1:21.827	93.49	0.195	16:01:41.246
7 -	24.919	128.0	33.543	111.2	23.283	108.6	1:21.745	93.58	0.113	16:03:02.991
8 -	24.914	127.3	33.461	111.1	23.467	108.0	1:21.842	93.47	0.210	16:04:24.833
9 -	25.029	127.0	33.155	111.4	23.464	108.8	1:21.648 (2)	93.69	0.016	16:05:46.481
10 -	24.898	127.5	33.438	110.5	23.334	108.6	1:21.670	93.67	0.038	16:07:08.151
11 -	24.965	127.5	33.280	111.1	23.760	108.8	1:22.005	93.28	0.373	16:08:30.156
12 -	24.941	127.3	33.176	110.9	23.515	108.3	1:21.632 (1)	93.71		16:09:51.788
13 -	24.985	127.0	33.213	110.1	23.544	109.0	1:21.742	93.58	0.110	16:11:13.530
14 -	25.143	127.3	33.337	110.7	23.433	109.0	1:21.913	93.39	0.281	16:12:35.443
15 -	24.953	128.3	33.458	110.1	23.364	108.6	1:21.775	93.55	0.143	16:13:57.218

P7		82 S		Connor MILLS		Mygale M12-SJ - Scholar - Meridian				
LAP	SECTOR 1	SECTOR 2	SECTOR 3	LAP TIME	MPH	DIFF	TIME OF DAY			
1 -							1:30.164	84.84	8.755	15:54:50.940
2 -							1:21.631 (3)	93.71	0.222	15:56:12.571
3 -							1:23.060	92.10	1.651	15:57:35.632
4 -							1:21.409 (1)	93.97		15:58:57.041
5 -							1:21.760	93.56	0.351	16:00:18.801
6 -							1:21.761	93.56	0.352	16:01:40.562
7 -							1:21.809	93.51	0.400	16:03:02.371
8 -							1:21.934	93.36	0.525	16:04:24.305
9 -							1:22.554	92.66	1.145	16:05:46.859
10 -							1:21.897	93.41	0.488	16:07:08.756
11 -							1:22.033	93.25	0.624	16:08:30.789
12 -							1:21.696	93.64	0.287	16:09:52.485
13 -							1:21.682	93.65	0.273	16:11:14.167

Weather / Track : Bright / Dry

Croft

Circuit Length = 2.1250 miles

Start: 15:53 Flag 16:13 End: 16:15

2014 Dunlop MSA Formula Ford Championship of Great Britain

ROUND 15 - SECTOR ANALYSIS

SECTOR 1 = FL to I1, SECTOR 2 = I1 to I2, SECTOR 3 = I2 to FL, DIFF = Difference To Personal Best Lap

14 - 1:21.919 93.38 0.510 16:12:36.086
 15 - 1:21.501 (2) 93.86 0.092 16:13:57.587

P8		11 S		Ricky COLLARD		Mygale M12-SJ - Swindon - Falcon Motorsport				
LAP	SECTOR 1		SECTOR 2		SECTOR 3		LAP TIME	MPH	DIFF	TIME OF DAY
1 -		124.9	33.920	110.7	23.112	107.3	1:28.428	86.51	6.452	15:54:49.204
2 -	26.290	113.3	33.788	108.4	23.310	107.6	1:23.388	91.74	1.412	15:56:12.592
3 -	25.355	124.9	33.544	109.6	26.345	102.8	1:25.244	89.74	3.268	15:57:37.836
4 -	25.704	125.4	33.229	111.4	23.467	107.4	1:22.400	92.84	0.424	15:59:00.236
5 -	25.025	126.1	33.492	110.9	23.634	107.8	1:22.151 (3)	93.12	0.175	16:00:22.387
6 -	25.364	125.6	33.401	110.7	23.637	107.4	1:22.402	92.83	0.426	16:01:44.789
7 -	25.975	124.9	33.655	109.1	23.971	105.8	1:23.601	91.50	1.625	16:03:08.390
8 -	26.162	122.6	33.377	111.2	23.493	106.0	1:23.032	92.13	1.056	16:04:31.422
9 -	25.965	120.6	33.775	109.8	23.300	106.5	1:23.040	92.12	1.064	16:05:54.462
10 -	25.220	125.4	33.578	110.5	23.368	106.6	1:22.166	93.10	0.190	16:07:16.628
11 -	25.504	124.2	33.706	109.2	23.587	106.9	1:22.797	92.39	0.821	16:08:39.425
12 -	25.303	125.4	33.412	110.1	23.460	106.3	1:22.175	93.09	0.199	16:10:01.600
13 -	25.330	125.4	33.253	110.5	23.417	107.3	1:22.000 (2)	93.29	0.024	16:11:23.600
14 -	25.281	124.9	33.463	109.8	23.465	107.1	1:22.209	93.05	0.233	16:12:45.809
15 -	25.348	124.5	33.328	110.5	23.300	106.6	1:21.976 (1)	93.32		16:14:07.785

P9		23 S		Chris MEALIN		Mygale M12-SJ - Swindon - Falcon Motorsport				
LAP	SECTOR 1		SECTOR 2		SECTOR 3		LAP TIME	MPH	DIFF	TIME OF DAY
1 -		125.2	33.865	110.7	23.377	109.0	1:29.053	85.90	6.848	15:54:49.829
2 -	25.457	124.5	33.332	110.3	23.416	108.5	1:22.205 (1)	93.06		15:56:12.034
3 -	25.384	124.7	33.696	109.1	29.535	107.1	1:28.615	86.32	6.410	15:57:40.649
4 -	25.724	124.7	33.692	110.7	23.718	108.0	1:23.134	92.02	0.929	15:59:03.783
5 -	25.402	124.0	33.730	110.0	23.503	108.1	1:22.635 (2)	92.57	0.430	16:00:26.418
6 -	25.552	124.5	33.906	110.3	23.696	107.4	1:23.154	91.99	0.949	16:01:49.572
7 -	25.687	124.2	33.871	108.2	23.675	107.4	1:23.233	91.91	1.028	16:03:12.805
8 -	25.457	124.2	33.882	109.4	23.542	107.8	1:22.881 (3)	92.30	0.676	16:04:35.686
9 -	25.444	124.9	33.939	107.8	23.857	107.3	1:23.240	91.90	1.035	16:05:58.926
10 -	25.551	124.5	33.909	108.7	23.953	108.0	1:23.413	91.71	1.208	16:07:22.339
11 -	25.520	125.2	34.078	109.4	23.753	108.1	1:23.351	91.78	1.146	16:08:45.690
12 -	25.342	126.6	33.823	109.4	23.748	107.4	1:22.913	92.26	0.708	16:10:08.603
13 -	25.627	125.2	33.968	109.6	23.802	108.3	1:23.397	91.73	1.192	16:11:32.000
14 -	25.627	125.6	33.984	108.7	24.269	107.8	1:23.880	91.20	1.675	16:12:55.880
15 -	25.435	126.6	33.949	109.1	24.216	103.6	1:23.600	91.50	1.395	16:14:19.480

P10		35 S		Connor JUPP		Mygale M12 SJ - Mountune - Meridian				
LAP	SECTOR 1		SECTOR 2		SECTOR 3		LAP TIME	MPH	DIFF	TIME OF DAY
1 -		124.7	34.175	113.3	23.835	110.5	1:31.405	83.69	10.749	15:54:52.181
2 -	24.824	129.3	32.775	113.9	23.332	112.9	1:20.931	94.52	0.275	15:56:13.112
3 -	25.519	129.8	33.289	112.9	24.971	109.1	1:23.779	91.31	3.123	15:57:36.891
4 -	25.387	129.0	36.317	112.4	IN PIT		1:25.213 P	89.77	4.557	15:59:02.104
5 -	OUTLAP	126.3	33.683	112.5	23.048	109.8	2:02.385	62.50	41.729	16:01:04.489
6 -	25.128	127.5	33.058	113.3	22.673	110.0	1:20.859 (2)	94.61	0.203	16:02:25.348
7 -	25.018	128.3	32.790	114.1	22.848	110.2	1:20.656 (1)	94.84		16:03:46.004
8 -	24.895	129.0	33.402	112.4	23.424	108.6	1:21.721	93.61	1.065	16:05:07.725
9 -	24.815	130.0	33.127	112.2	23.376	109.7	1:21.318	94.07	0.662	16:06:29.043
10 -	25.221	127.5	33.403	111.6	23.350	109.3	1:21.974	93.32	1.318	16:07:51.017
11 -	24.858	128.8	34.403	110.9	23.042	110.4	1:22.303	92.95	1.647	16:09:13.320
12 -	24.771	128.8	33.038	112.2	23.109	109.5	1:20.918	94.54	0.262	16:10:34.238
13 -	25.013	128.0	33.000	113.1	22.866	110.7	1:20.879 (3)	94.58	0.223	16:11:55.117
14 -	25.173	124.5	33.233	112.5	22.895	110.7	1:21.301	94.09	0.645	16:13:16.418
15 -	25.334	121.5	33.036	112.5	22.817	110.4	1:21.187	94.22	0.531	16:14:37.605

P11		88		Greg HOLLOWAY		Sinter LA12 - Scholar - SWB Motorsport				
LAP	SECTOR 1		SECTOR 2		SECTOR 3		LAP TIME	MPH	DIFF	TIME OF DAY
1 -		119.1	35.514	107.2	24.272	106.5	1:34.076	81.31	8.398	15:54:54.852
2 -	26.772	119.8	35.182	107.2	23.778	106.0	1:25.732 (2)	89.23	0.054	15:56:20.584

Weather / Track : Bright / Dry

Croft
 Circuit Length = 2.1250 miles
 Start: 15:53 Flag 16:13 End: 16:15

2014 Dunlop MSA Formula Ford Championship of Great Britain

ROUND 15 - SECTOR ANALYSIS

SECTOR 1 = FL to I1, SECTOR 2 = I1 to I2, SECTOR 3 = I2 to FL, DIFF = Difference To Personal Best Lap

3 -	26.495	121.1	35.242	107.3	23.941	106.9	1:25.678 (1)	89.28			15:57:46.262
4 -	26.711	122.2	35.489	108.2	24.522	106.8	1:26.722	88.21	1.044		15:59:12.984
5 -	26.706	122.6	35.372	106.6	23.966	106.9	1:26.044	88.90	0.366		16:00:39.028
6 -	26.613	122.6	35.066	108.5	24.068	106.6	1:25.747 (3)	89.21	0.069		16:02:04.775
7 -	26.673	122.9	35.194	107.8	23.929	106.8	1:25.796	89.16	0.118		16:03:30.571
8 -	26.822	122.2	34.999	108.2	24.005	106.6	1:25.826	89.13	0.148		16:04:56.397
9 -	26.601	123.5	35.252	107.5	23.906	106.3	1:25.759	89.20	0.081		16:06:22.156
10 -	26.587	123.1	35.063	107.3	24.285	106.8	1:25.935	89.02	0.257		16:07:48.091
11 -	26.782	123.3	36.731	107.0	24.336	104.8	1:27.849	87.08	2.171		16:09:15.940
12 -	26.883	121.3	35.667	107.2	23.812	106.5	1:26.362	88.58	0.684		16:10:42.302
13 -	26.592	123.1	35.433	107.2	24.060	106.8	1:26.085	88.86	0.407		16:12:08.387
14 -	26.956	122.2	35.523	107.0	23.896	106.0	1:26.375	88.56	0.697		16:13:34.762
15 -	26.554	122.4	35.237	107.3	23.956	106.8	1:25.747 (3)	89.21	0.069		16:15:00.509

P12 25 S		Louise RICHARDSON		Mygale M12-SJ - Scholar - Richardson Racing							
LAP	SECTOR 1		SECTOR 2		SECTOR 3		LAP TIME	MPH	DIFF	TIME OF DAY	
1 -		122.0	34.058	110.1	24.059	107.8	1:31.449	83.65	9.749	15:54:52.225	
2 -	25.214	126.6	33.326	110.7	23.160	108.1	1:21.700 (1)	93.63		15:56:13.925	
3 -	25.468	124.0	33.301	110.5	24.423	109.0	1:23.192	91.95	1.492	15:57:37.117	
4 -	25.492	125.9	33.626	111.8	23.419	108.0	1:22.537	92.68	0.837	15:58:59.654	
5 -	25.273	125.6	33.624	110.3	23.535	107.3	1:22.432 (2)	92.80	0.732	16:00:22.086	
6 -	25.318	125.9	33.399	110.5	23.788	104.5	1:22.505	92.72	0.805	16:01:44.591	
7 -	25.716	125.6	33.911	108.4	24.146	103.6	1:23.773	91.31	2.073	16:03:08.364	
8 -	26.534	123.1	33.909	110.0	23.424	107.1	1:23.867	91.21	2.167	16:04:32.231	
9 -	25.241	125.9	34.047	110.3	24.547	106.6	1:23.835	91.25	2.135	16:05:56.066	
10 -	25.386	124.7	33.990	110.5	23.588	106.9	1:22.964	92.20	1.264	16:07:19.030	
11 -	25.445	124.7	33.794	110.5	23.521	107.3	1:22.760	92.43	1.060	16:08:41.790	
12 -	25.177	126.3	33.678	110.1	23.615	106.9	1:22.470 (3)	92.76	0.770	16:10:04.260	
13 -	25.552	124.2	34.805	106.8	25.205	100.9	1:25.562	89.41	3.862	16:11:29.822	
14 -	25.999	124.7	35.117	105.1	IN PIT		1:26.586 P	88.35	4.886	16:12:56.408	

2014 Dunlop MSA Formula Ford Championship of Great Britain

ROUND 15 - BEST SPEEDS

POS	SECTOR 1			SECTOR 2			FINISH LINE		
	NO	NAME	MPH	NO	NAME	MPH	NO	NAME	MPH
1	74	James ABBOTT	130.0	35	Connor JUPP	114.1	35	Connor JUPP	112.9
2	35	Connor JUPP	130.0	2	Jayde KRUGER	112.5	16	Ashley SUTTON	111.1
3	26	Juan ROSSO	129.8	16	Ashley SUTTON	112.5	18	Max MARSHALL	110.4
4	2	Jayde KRUGER	129.3	18	Max MARSHALL	112.5	2	Jayde KRUGER	109.8
5	16	Ashley SUTTON	128.5	26	Juan ROSSO	112.5	26	Juan ROSSO	109.7
6	18	Max MARSHALL	128.3	74	James ABBOTT	112.4	6	Harrison SCOTT	109.5
7	6	Harrison SCOTT	128.0	25	Louise RICHARDSON	111.8	74	James ABBOTT	109.3
8	23	Chris MEALIN	126.6	6	Harrison SCOTT	111.4	23	Chris MEALIN	109.0
9	25	Louise RICHARDSON	126.6	11	Ricky COLLARD	111.4	25	Louise RICHARDSON	109.0
10	11	Ricky COLLARD	126.1	23	Chris MEALIN	110.7	11	Ricky COLLARD	107.8
11	88	Greg HOLLOWAY	123.5	88	Greg HOLLOWAY	108.5	88	Greg HOLLOWAY	106.9
12									

Weather / Track : Bright / Dry

Results can be found at www.tsl-timing.com

Croft

Circuit Length = 2.1250 miles

Start: 15:53 Flag 16:13 End: 16:15

Printed - 16:15 Sunday, 29 June 2014

2014 Dunlop MSA Formula Ford Championship of Great Britain

ROUND 15 - BEST SECTORS

SECTOR 1			SECTOR 2			SECTOR 3			IDEAL / BEST COMPARISON						
POS	NO	NAME	TIME	NO	NAME	TIME	NO	NAME	TIME	POS	NO	NAME	IDEAL	BEST	DIFF
1	16	SUTTON	24.571	16	SUTTON	32.754	35	JUPP	22.673				PERFECT LAP	1:19.998	
2	2	KRUGER	24.668	35	JUPP	32.775	6	SCOTT	22.802	1	35	JUPP	1:20.219	1:20.656	0.437
3	6	SCOTT	24.705	2	KRUGER	32.804	2	KRUGER	22.840	2	16	SUTTON	1:20.259	1:20.486	0.227
4	74	ABBOTT	24.721	26	ROSSO	32.897	16	SUTTON	22.934	3	2	KRUGER	1:20.312	1:20.475	0.163
5	26	ROSSO	24.758	74	ABBOTT	32.906	74	ABBOTT	22.957	4	6	SCOTT	1:20.464	1:20.655	0.191
6	35	JUPP	24.771	6	SCOTT	32.957	26	ROSSO	22.989	5	74	ABBOTT	1:20.584	1:20.595	0.011
7	18	MARSHALL	24.898	18	MARSHALL	33.155	11	COLLARD	23.112	6	26	ROSSO	1:20.644	1:20.920	0.276
8	11	COLLARD	25.025	11	COLLARD	33.229	18	MARSHALL	23.134	7	18	MARSHALL	1:21.187	1:21.632	0.445
9	25	RICHARDSON	25.177	25	RICHARDSON	33.301	25	RICHARDSON	23.160	8	11	COLLARD	1:21.366	1:21.976	0.610
10	23	MEALIN	25.342	23	MEALIN	33.332	23	MEALIN	23.377	9	25	RICHARDSON	1:21.638	1:21.700	0.062
11	88	HOLLOWAY	26.495	88	HOLLOWAY	34.999	88	HOLLOWAY	23.778	10	23	MEALIN	1:22.051	1:22.205	0.154
12										11	88	HOLLOWAY	1:25.272	1:25.678	0.406
										12	82	MILLS		1:21.409	

Weather / Track : Bright / Dry

Results can be found at www.tsl-timing.com

Croft
 Circuit Length = 2.1250 miles
 Start: 15:53 Flag 16:13 End: 16:15

Printed - 16:15 Sunday, 29 June 2014

2014 Dunlop MSA Formula Ford Championship of Great Britain

ROUND 15 - LAP CHART

LAP 1			LAP 2			LAP 3			LAP 4			LAP 5		
NO	BEHIND	LAP TIME	NO	BEHIND	LAP TIME	NO	BEHIND	LAP TIME	NO	BEHIND	LAP TIME	NO	BEHIND	LAP TIME
74		1:26.226	74		1:20.753	74		1:20.595	74		1:20.750	74		1:20.923
6	0.367	1:26.593	6	0.371	1:20.757	6	0.431	1:20.655	6	0.628	1:20.947	6	0.681	1:20.976
26	0.930	1:27.156	26	1.097	1:20.920	26	1.592	1:21.090	26	1.902	1:21.060	26	2.193	1:21.214
2	1.475	1:27.701	2	1.745	1:21.023	2	2.807	1:21.657	2	2.532	1:20.475	2	2.655	1:21.046
16	1.490	1:27.716	16	1.880	1:21.143	16	3.120	1:21.835	16	3.107	1:20.737	16	2.670	1:20.486
11	2.202	1:28.428	23	4.279	1:22.205	82	7.282	1:23.060	82	7.941	1:21.409	82	8.778	1:21.760
23	2.827	1:29.053	82	4.816	1:21.631	18	7.283	1:22.665	18	8.666	1:22.133	18	9.396	1:21.653
82	3.938	1:30.164	11	4.837	1:23.388	35	8.541	1:23.779	25	10.554	1:22.537	25	12.063	1:22.432
18	3.939	1:30.165	18	5.213	1:22.027	25	8.767	1:23.192	11	11.136	1:22.400	11	12.364	1:22.151
35	5.179	1:31.405	35	5.357	1:20.931	11	9.486	1:25.244	35	13.004	1:25.213 P	23	16.395	1:22.635
25	5.223	1:31.449	25	6.170	1:21.700	23	12.299	1:28.615	23	14.683	1:23.134	88	29.005	1:26.044
88	7.850	1:34.076	88	12.829	1:25.732	88	17.912	1:25.678	88	23.884	1:26.722	35	54.466	2:02.385

Weather / Track : Bright / Dry

Croft

Circuit Length = 2.1250 miles

Start: 15:53 Flag 16:13 End: 16:15

2014 Dunlop MSA Formula Ford Championship of Great Britain

ROUND 15 - LAP CHART

LAP 6			LAP 7			LAP 8			LAP 9			LAP 10		
NO	BEHIND	LAP TIME	NO	BEHIND	LAP TIME	NO	BEHIND	LAP TIME	NO	BEHIND	LAP TIME	NO	BEHIND	LAP TIME
74		1:20.843	74		1:21.038	74		1:20.943	74		1:20.957	74		1:21.409
6	0.768	1:20.930	6	0.976	1:21.246	6	1.000	1:20.967	6	1.129	1:21.086	6	1.242	1:21.522
26	2.762	1:21.412	16	2.983	1:20.741	16	2.807	1:20.767	16	2.385	1:20.535	16	1.603	1:20.627
16	3.280	1:21.453	26	2.993	1:21.269	26	3.647	1:21.597	26	3.699	1:21.009	26	3.691	1:21.401
2	3.671	1:21.859	2	3.827	1:21.194	2	3.953	1:21.069	2	4.146	1:21.150	2	4.012	1:21.275
82	9.696	1:21.761	82	10.467	1:21.809	82	11.458	1:21.934	18	12.677	1:21.648	18	12.938	1:21.670
18	10.380	1:21.827	18	11.087	1:21.745	18	11.986	1:21.842	82	13.055	1:22.554	82	13.543	1:21.897
25	13.725	1:22.505	25	16.460	1:23.773	11	18.575	1:23.032	11	20.658	1:23.040	11	21.415	1:22.166
11	13.923	1:22.402	11	16.486	1:23.601	25	19.384	1:23.867	25	22.262	1:23.835	25	23.817	1:22.964
23	18.706	1:23.154	23	20.901	1:23.233	23	22.839	1:22.881	23	25.122	1:23.240	23	27.126	1:23.413
88	33.909	1:25.747	88	38.667	1:25.796	88	43.550	1:25.826	88	48.352	1:25.759	88	52.878	1:25.935
35	54.482	1:20.859	35	54.100	1:20.656	35	54.878	1:21.721	35	55.239	1:21.318	35	55.804	1:21.974

Weather / Track : Bright / Dry

Croft

Circuit Length = 2.1250 miles

Start: 15:53 Flag 16:13 End: 16:15

2014 Dunlop MSA Formula Ford Championship of Great Britain

ROUND 15 - LAP CHART

LAP 11			LAP 12			LAP 13			LAP 14			LAP 15		
NO	BEHIND	LAP TIME	NO	BEHIND	LAP TIME	NO	BEHIND	LAP TIME	NO	BEHIND	LAP TIME	NO	BEHIND	LAP TIME
74		1:21.290	74		1:21.079	74		1:20.956	74		1:21.033	74		1:21.395
16	1.507	1:21.194	16	1.317	1:20.889	16	1.016	1:20.655	16	0.574	1:20.591	16	0.110	1:20.931
6	2.064	1:22.112	6	2.329	1:21.344	6	2.702	1:21.329	6	3.127	1:21.458	6	3.031	1:21.299
26	3.959	1:21.558	26	4.419	1:21.539	26	4.781	1:21.318	26	5.193	1:21.445	26	5.442	1:21.644
2	4.161	1:21.439	2	4.745	1:21.663	2	5.008	1:21.219	2	5.434	1:21.459	2	5.702	1:21.663
18	13.653	1:22.005	18	14.206	1:21.632	18	14.992	1:21.742	18	15.872	1:21.913	18	16.252	1:21.775
82	14.286	1:22.033	82	14.903	1:21.696	82	15.629	1:21.682	82	16.515	1:21.919	82	16.621	1:21.501
11	22.922	1:22.797	11	24.018	1:22.175	11	25.062	1:22.000	11	26.238	1:22.209	11	26.819	1:21.976
25	25.287	1:22.760	25	26.678	1:22.470	25	31.284	1:25.562	23	36.309	1:23.880	23	38.514	1:23.600
23	29.187	1:23.351	23	31.021	1:22.913	23	33.462	1:23.397	25	36.837	1:26.586 P	35	56.639	1:21.187
35	56.817	1:22.303	35	56.656	1:20.918	35	56.579	1:20.879	35	56.847	1:21.301	88	1:19.543	1:25.747
88	59.437	1:27.849	88	1:04.720	1:26.362	88	1:09.849	1:26.085	88	1:15.191	1:26.375			

Weather / Track : Bright / Dry

Croft

Circuit Length = 2.1250 miles

Start: 15:53 Flag 16:13 End: 16:15

2014 Dunlop MSA Formula Ford Championship of Great Britain

ROUND 15 - POSITION CHART

No	Name	Lap															
		Pos	1	2	3	4	5	6	7	8	9	10	11	12	13	14	15
6	SCOTT	1	74	74	74	74	74	74	74	74	74	74	74	74	74	74	74
74	ABBOTT	2	6	6	6	6	6	6	6	6	6	6	16	16	16	16	16
26	ROSSO	3	26	26	26	26	26	26	16	16	16	16	6	6	6	6	6
18	MARSHALL	4	2	2	2	2	2	16	26	26	26	26	26	26	26	26	26
2	KRUGER	5	16	16	16	16	16	2	2	2	2	2	2	2	2	2	2
16	SUTTON	6	11	23	82	82	82	82	82	82	18	18	18	18	18	18	18
11	COLLARD	7	23	82	18	18	18	18	18	18	82	82	82	82	82	82	82
23	MEALIN	8	82	11	35	25	25	25	25	11	11	11	11	11	11	11	11
82	MILLS	9	18	18	25	11	11	11	11	25	25	25	25	25	25	23	23
25	RICHARDSON	10	35	35	11	35	23	23	23	23	23	23	23	23	23	25	35
88	HOLLOWAY	11	25	25	23	23	88	88	88	88	88	88	35	35	35	35	88
35	JUPP	12	88	88	88	88	35	35	35	35	35	35	88	88	88	88	88

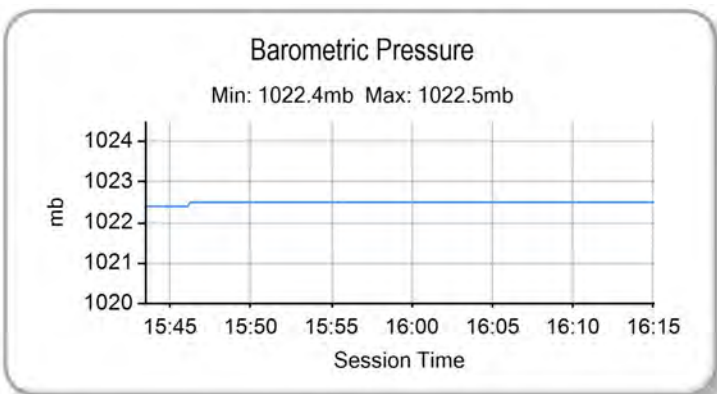
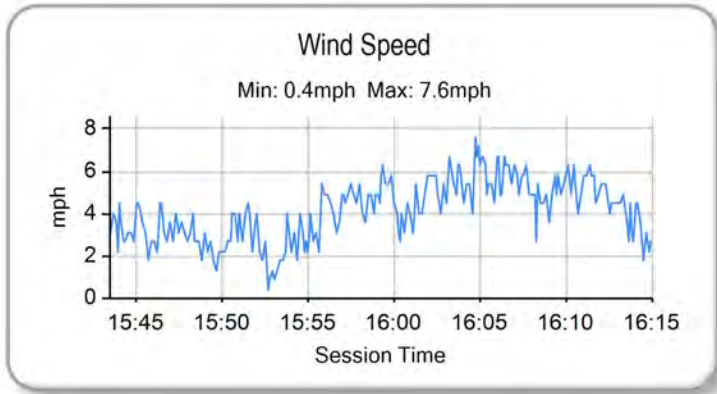
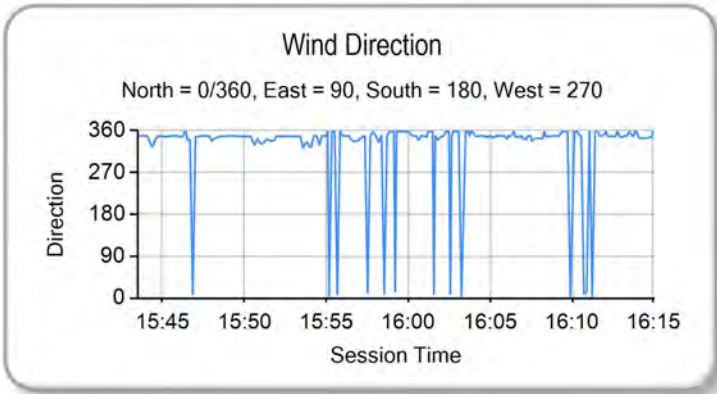
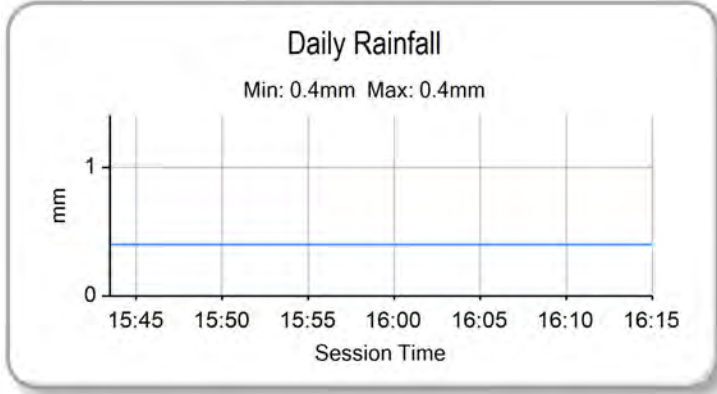
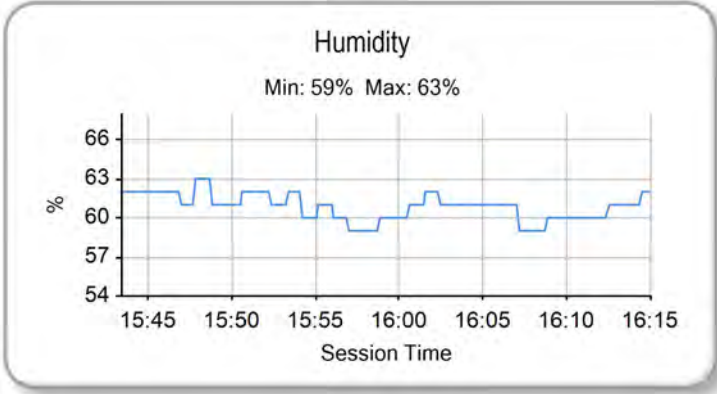
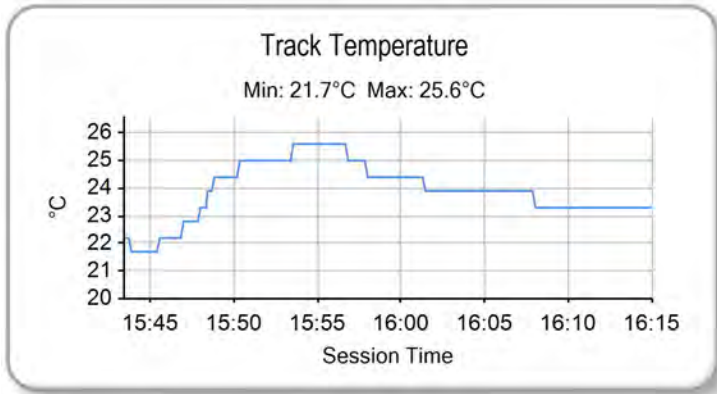
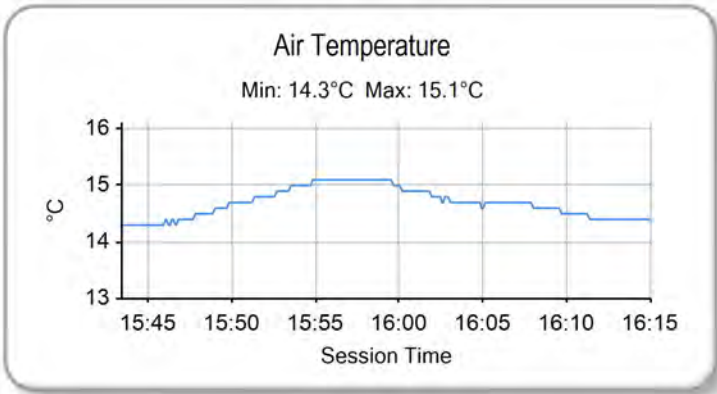
Weather / Track : Bright / Dry

Results can be found at www.tsl-timing.com

Croft
 Circuit Length = 2.1250 miles
 Start: 15:53 Flag 16:13 End: 16:15

Printed - 16:16 Sunday, 29 June 2014

2014 Dunlop MSA Formula Ford Championship of Great Britain
ROUND 15 - WEATHER CONDITIONS



Weather / Track : Bright / Dry

Results can be found at www.tsl-timing.com

Croft
 Circuit Length = 2.1250 miles
 Start: 15:53 Flag 16:13 End: 16:15

Printed - 16:17 Sunday, 29 June 2014