



2014 DUNLOP MSA FORMULA FORD CHAMPIONSHIP OF GREAT BRITAIN

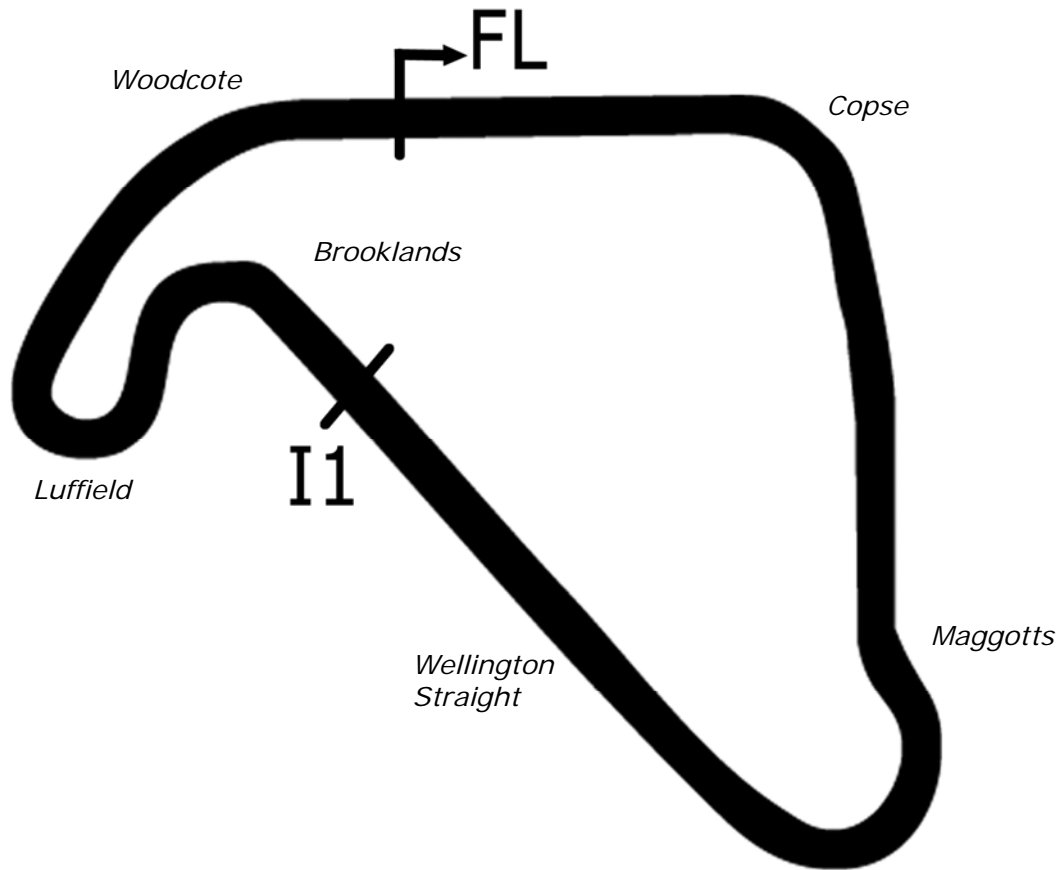
**Rounds 25, 26 & 27
Silverstone National**

27th / 28th September 2014



Results Provided by Timing Solutions Ltd
www.tsl-timing.com

Silverstone National



Length	1.6404 miles	2640.7 m	
FL		52.07872 N	1.01711 W
I1	1669m	52.07603 N	1.01669 W
Pit Entry	2613m	52.07859 N	1.01758 W
Pit Exit	308m after FL	52.07880 N	1.01268 W
Pit Entry–Pit Exit 336m, 20.1s @60kph, 15.1s @80kph			

All results available at www.tsl-timing.com



2014 Dunlop MSA Formula Ford Championship of Great Britain

QUALIFYING - ROUND 25 - CLASSIFICATION

POS	NO	CL	PIC NAME	NAT	ENTRY	TIME	ON	LAPS	GAP	DIFF	MPH
1	2		1 Jayde KRUGER	RSA	Mygale M12 SJ - Mountune - JTR	55.563	15	17			106.28
2	6		2 Harrison SCOTT	GBR	Mygale M13 SJ - Swindon - Falcon Motorsport	55.618	4	14	0.055	0.055	106.18
3	16	S	1 Ashley SUTTON	GBR	Mygale M12-SJ - Scholar - MBM Motorsport	55.621	13	20	0.058	0.003	106.17
4	18		3 Max MARSHALL	GBR	Mygale M12 SJ - Mountune - JTR	55.882	6	20	0.319	0.261	105.68
5	74		4 James ABBOTT	GBR	Mygale M13-SJ - Mountune - Radical Motorsport	55.890	17	18	0.327	0.008	105.66
6	11	S	2 Ricky COLLARD	GBR	Mygale M12-SJ - Swindon - Falcon Motorsport	55.973	10	11	0.410	0.083	105.50
7	25	S	3 Louise RICHARDSON	GBR	Mygale M12-SJ - Mountune - Richardson Racing	56.000	6	11	0.437	0.027	105.45
8	94	S	4 Michael O'BRIEN	GBR	Mygale M12-SJ - Scholar - MBM Motorsport	56.150	5	13	0.587	0.150	105.17
9	26		5 Juan ROSSO	ARG	Mygale M13-SJ - Mountune - Radical Motorsport	56.176	4	14	0.613	0.026	105.12
10	20	S	5 Clay MITCHELL	GBR	Mygale M12-SJ - Mountune - JTR	56.403	11	20	0.840	0.227	104.70
11	23	S	6 Chris MEALIN	GBR	Mygale M12-SJ - Swindon - Falcon Motorsport	56.721	6	15	1.158	0.318	104.11
12	79	S	7 Jessica HAWKINS	GBR	Mygale M12-SJ - Scholar - MBM Motorsport	57.154	16	16	1.591	0.433	103.32
13	24	S	8 Ovie IRORO	NIG	Mygale M12-SJ - Scholar - Richardson Racing	57.926	5	13	2.363	0.772	101.95
14	88		6 Greg HOLLOWAY	AUS	Sinter LA12 - Scholar - SWB Motorsport	58.529	9	19	2.966	0.603	100.90

Weather / Track : Cloudy / Dry

These results are provisional until the conclusion of any judicial and technical matters.

Silverstone National

Circuit Length = 1.6404 miles

Start: 11:12 Flag 11:32 End: 11:33

Clerk Of Course :

Timekeeper :

Results can be found at www.tsl-timing.com

Printed - 11:34 Saturday, 27 September 2014



2014 Dunlop MSA Formula Ford Championship of Great Britain

QUALIFYING - ROUND 27 - 2ND FASTEST CLASSIFICATION

POS	NO	CL	PIC NAME	NAT	ENTRY	TIME	ON	LAPS	GAP	DIFF	MPH
1	2		1 Jayde KRUGER	RSA	Mygale M12 SJ - Mountune - JTR	55.568	17	17			106.27
2	16	S	1 Ashley SUTTON	GBR	Mygale M12-SJ - Scholar - MBM Motorsport	55.626	20	20	0.058	0.058	106.16
3	6		2 Harrison SCOTT	GBR	Mygale M13 SJ - Swindon - Falcon Motorsport	55.796	6	14	0.228	0.170	105.84
4	18		3 Max MARSHALL	GBR	Mygale M12 SJ - Mountune - JTR	55.890	12	20	0.322	0.094	105.66
5	74		4 James ABBOTT	GBR	Mygale M13-SJ - Mountune - Radical Motorsport	55.917	18	18	0.349	0.027	105.61
6	25	S	2 Louise RICHARDSON	GBR	Mygale M12-SJ - Mountune - Richardson Racing	56.002	5	11	0.434	0.085	105.45
7	11	S	3 Ricky COLLARD	GBR	Mygale M12-SJ - Swindon - Falcon Motorsport	56.120	9	11	0.552	0.118	105.23
8	26		5 Juan ROSSO	ARG	Mygale M13-SJ - Mountune - Radical Motorsport	56.258	9	14	0.690	0.138	104.97
9	20	S	4 Clay MITCHELL	GBR	Mygale M12-SJ - Mountune - JTR	56.518	20	20	0.950	0.260	104.49
10	94	S	5 Michael O'BRIEN	GBR	Mygale M12-SJ - Scholar - MBM Motorsport	56.557	8	13	0.989	0.039	104.41
11	23	S	6 Chris MEALIN	GBR	Mygale M12-SJ - Swindon - Falcon Motorsport	56.756	4	15	1.188	0.199	104.05
12	79	S	7 Jessica HAWKINS	GBR	Mygale M12-SJ - Scholar - MBM Motorsport	57.224	15	16	1.656	0.468	103.20
13	24	S	8 Ovie IRORO	NIG	Mygale M12-SJ - Scholar - Richardson Racing	58.141	13	13	2.573	0.917	101.57
14	88		6 Greg HOLLOWAY	AUS	Sinter LA12 - Scholar - SWB Motorsport	58.696	7	19	3.128	0.555	100.61

Weather / Track : Cloudy / Dry

These results are provisional until the conclusion of any judicial and technical matters.

Silverstone National

Circuit Length = 1.6404 miles

Start: 11:12 Flag 11:32 End: 11:33

Clerk Of Course :

Timekeeper :

Results can be found at www.tsl-timing.com

Printed - 11:35 Saturday, 27 September 2014



RACINGLINE

2014 Dunlop MSA Formula Ford Championship of Great Britain

QUALIFYING - ROUND 25 - SECTOR ANALYSIS

SECTOR 1 = FL to I1, SECTOR 2 = I1 to FL, DIFF = Difference To Personal Best Lap

P1		2		Jayde KRUGER		Mygale M12 SJ - Mountune - JTR			
IDEAL LAP TIME : 55.468		BEST LAP TIME : 55.563		DIFFERENCE : 0.095					
LAP	SECTOR 1		SECTOR 2		LAP TIME	MPH	DIFF	TIME OF DAY	
1 -	37.000	133.1	24.915	125.9	1:01.915	95.38	6.352	11:15:15.343	
2 -	35.089	133.9	23.945	127.2	59.034	100.03	3.471	11:16:14.377	
3 -	34.729	135.2	23.700	128.1	58.429	101.07	2.866	11:17:12.806	
4 -	33.374	135.8	24.183	128.4	57.557	102.60	1.994	11:18:10.363	
5 -	34.060	96.5	36.904	128.4	1:10.964	83.22	15.401	11:19:21.327	
6 -	33.620	134.2	23.687	126.9	57.307	103.05	1.744	11:20:18.634	
7 -	38.272	100.7	IN PIT		1:07.754	P 87.16	12.191	11:21:26.388	
8 -	OUTLAP	133.6	23.937	127.9	3:18.664	29.72	2:23.101	11:24:45.052	
9 -	33.820	136.6	23.088	128.9	56.908	103.77	1.345	11:25:41.960	
10 -	33.043	136.9	28.667	128.9	1:01.710	95.70	6.147	11:26:43.670	
11 -	33.149	136.6	22.953	128.9	56.102	105.26	0.539	11:27:39.772	
12 -	32.979	137.2	22.840	128.7	55.819	105.80	0.256	11:28:35.591	
13 -	32.862	137.2	22.801	128.7	55.663	106.09	0.100	11:29:31.254	
14 -	32.872	136.6	22.757	128.9	55.629	(3) 106.16	0.066	11:30:26.883	
15 -	32.815	136.9	22.748	128.7	55.563	(1) 106.28		11:31:22.446	
16 -	32.835	136.6	22.798	128.9	55.633	106.15	0.070	11:32:18.079	
17 -	32.720	136.9	22.848	128.9	55.568	(2) 106.27	0.005	11:33:13.647	

P2		6		Harrison SCOTT		Mygale M13 SJ - Swindon - Falcon Motorsport			
IDEAL LAP TIME : 55.587		BEST LAP TIME : 55.618		DIFFERENCE : 0.031					
LAP	SECTOR 1		SECTOR 2		LAP TIME	MPH	DIFF	TIME OF DAY	
1 -	45.453	66.3	27.464	127.9	1:12.917	80.99	17.299	11:17:18.031	
2 -	33.239	135.2	22.993	129.2	56.232	105.02	0.614	11:18:14.263	
3 -	33.247	136.9	22.946	128.4	56.193	105.09	0.575	11:19:10.456	
4 -	32.903	135.5	22.715	128.4	55.618	(1) 106.18		11:20:06.074	
5 -	32.983	135.5	22.827	127.9	55.810	(3) 105.81	0.192	11:21:01.884	
6 -	32.984	134.4	22.812	127.7	55.796	(2) 105.84	0.178	11:21:57.680	
7 -	32.872	135.0	23.011	127.2	55.883	105.67	0.265	11:22:53.563	
8 -	33.035	134.7	22.992	126.7	56.027	105.40	0.409	11:23:49.590	
9 -	37.608	93.9	27.655	101.6	1:05.263	90.49	9.645	11:24:54.853	
10 -	40.774	90.8	25.145	128.9	1:05.919	89.58	10.301	11:26:00.772	
11 -	32.893	135.2	22.927	127.7	55.820	105.79	0.202	11:26:56.592	
12 -	33.026	134.4	23.222	127.9	56.248	104.99	0.630	11:27:52.840	
13 -	33.117	134.4	23.041	127.4	56.158	105.16	0.540	11:28:48.998	
14 -	36.928	106.6	IN PIT		1:05.139	P 90.66	9.521	11:29:54.137	

P3		16 S		Ashley SUTTON		Mygale M12-SJ - Scholar - MBM Motorsport			
IDEAL LAP TIME : 55.549		BEST LAP TIME : 55.621		DIFFERENCE : 0.072					
LAP	SECTOR 1		SECTOR 2		LAP TIME	MPH	DIFF	TIME OF DAY	
1 -	38.352	111.6	25.946	121.3	1:04.298	91.84	8.677	11:15:16.784	
2 -	35.847	104.6	24.636	127.4	1:00.483	97.64	4.862	11:16:17.267	
3 -	34.466	129.5	23.389	127.9	57.855	102.07	2.234	11:17:15.122	
4 -	33.185	135.5	23.397	127.9	56.582	104.37	0.961	11:18:11.704	
5 -	33.023	135.2	22.800	127.4	55.823	105.79	0.202	11:19:07.527	
6 -	32.999	135.0	27.565	127.9	1:00.564	97.51	4.943	11:20:08.091	
7 -	32.967	135.5	22.782	127.4	55.749	105.93	0.128	11:21:03.840	
8 -	32.974	135.8	22.884	127.9	55.858	105.72	0.237	11:21:59.698	
9 -	32.835	136.1	22.872	128.1	55.707	106.01	0.086	11:22:55.405	
10 -	32.846	135.5	22.831	127.9	55.677	106.07	0.056	11:23:51.082	
11 -	33.718	136.1	23.251	127.7	56.969	103.66	1.348	11:24:48.051	
12 -	33.051	135.5	22.865	127.9	55.916	105.61	0.295	11:25:43.967	
13 -	32.874	135.8	22.747	127.4	55.621	(1) 106.17		11:26:39.588	
14 -	32.802	135.0	22.921	127.2	55.723	105.98	0.102	11:27:35.311	
15 -	37.945	122.4	23.737	128.1	1:01.682	95.74	6.061	11:28:36.993	
16 -	32.951	135.2	22.894	127.7	55.845	105.75	0.224	11:29:32.838	
17 -	32.932	135.0	22.951	128.1	55.883	105.67	0.262	11:30:28.721	
18 -	32.956	135.2	22.811	127.7	55.767	105.89	0.146	11:31:24.488	
19 -	32.868	134.7	22.786	127.7	55.654	(3) 106.11	0.033	11:32:20.142	

Silverstone National
Circuit Length = 1.6404 miles
Start: 11:12 Flag 11:32 End: 11:33

Weather / Track : Cloudy / Dry

2014 Dunlop MSA Formula Ford Championship of Great Britain

QUALIFYING - ROUND 25 - SECTOR ANALYSIS

SECTOR 1 = FL to I1, SECTOR 2 = I1 to FL, DIFF = Difference To Personal Best Lap

20 - 32.859 135.0 22.767 127.9 55.626 (2) 106.16 0.005 11:33:15.768

P4 18		Max MARSHALL				Mygale M12 SJ - Mountune - JTR			
IDEAL LAP TIME : 55.749		BEST LAP TIME : 55.882		DIFFERENCE : 0.133					
LAP	SECTOR 1		SECTOR 2		LAP TIME	MPH	DIFF	TIME OF DAY	
1 -	36.984	133.1	25.635	118.7	1:02.619	94.31	6.737	11:15:16.532	
2 -	35.801	105.6	24.195	127.9	59.996	98.43	4.114	11:16:16.528	
3 -	34.760	133.9	23.267	128.1	58.027	101.77	2.145	11:17:14.555	
4 -	33.331	135.5	25.400	117.4	58.731	100.55	2.849	11:18:13.286	
5 -	34.181	135.8	23.883	128.9	58.064	101.70	2.182	11:19:11.350	
6 -	32.971	136.6	22.911	128.7	55.882 (1)	105.68		11:20:07.232	
7 -	32.872	136.6	23.043	128.1	55.915 (3)	105.61	0.033	11:21:03.147	
8 -	32.868	136.9	23.087	128.4	55.955	105.54	0.073	11:21:59.102	
9 -	32.844	136.3	24.008	127.9	56.852	103.87	0.970	11:22:55.954	
10 -	33.157	136.9	23.022	128.7	56.179	105.12	0.297	11:23:52.133	
11 -	33.985	115.7	25.991	128.7	59.976	98.46	4.094	11:24:52.109	
12 -	32.985	136.3	22.905	128.9	55.890 (2)	105.66	0.008	11:25:47.999	
13 -	35.660	92.6	24.351	128.1	1:00.011	98.40	4.129	11:26:48.010	
14 -	33.134	136.3	22.917	128.7	56.051	105.36	0.169	11:27:44.061	
15 -	33.178	132.1	23.804	128.4	56.982	103.64	1.100	11:28:41.043	
16 -	33.226	136.1	23.069	128.4	56.295	104.90	0.413	11:29:37.338	
17 -	32.896	136.1	24.058	126.2	56.954	103.69	1.072	11:30:34.292	
18 -	44.387	114.7	23.668	127.9	1:08.055	86.77	12.173	11:31:42.347	
19 -	33.291	136.1	23.676	128.4	56.967	103.66	1.085	11:32:39.314	
20 -	33.149	136.1	23.008	128.1	56.157	105.16	0.275	11:33:35.471	

P5 74		James ABBOTT				Mygale M13-SJ - Mountune - Radical Motorsport			
IDEAL LAP TIME : 55.863		BEST LAP TIME : 55.890		DIFFERENCE : 0.027					
LAP	SECTOR 1		SECTOR 2		LAP TIME	MPH	DIFF	TIME OF DAY	
1 -	39.249	110.7	24.915	120.0	1:04.164	92.04	8.274	11:15:26.182	
2 -	40.390	78.2	28.782	127.4	1:09.172	85.37	13.282	11:16:35.354	
3 -	33.797	134.7	23.311	127.4	57.108	103.41	1.218	11:17:32.462	
4 -	33.399	135.2	22.983	128.1	56.382	104.74	0.492	11:18:28.844	
5 -	33.140	136.1	23.190	128.1	56.330	104.84	0.440	11:19:25.174	
6 -	33.310	137.5	25.973	100.1	59.283	99.61	3.393	11:20:24.457	
7 -	40.852	93.3	26.071	128.1	1:06.923	88.24	11.033	11:21:31.380	
8 -	33.115	135.2	23.163	127.7	56.278	104.93	0.388	11:22:27.658	
9 -	33.014	136.1	23.252	127.7	56.266	104.95	0.376	11:23:23.924	
10 -	33.013	135.5	23.192	127.9	56.205	105.07	0.315	11:24:20.129	
11 -	33.229	135.8	23.232	127.2	56.461	104.59	0.571	11:25:16.590	
12 -	33.109	136.1	IN PIT		58.520 P	100.91	2.630	11:26:15.110	
13 -	OUTLAP	132.3	23.611	128.7	2:22.242	41.51	1:26.352	11:28:37.352	
14 -	33.191	136.1	23.163	128.1	56.354	104.79	0.464	11:29:33.706	
15 -	33.014	136.1	23.071	128.1	56.085	105.29	0.195	11:30:29.791	
16 -	32.969	135.8	23.013	127.9	55.982 (3)	105.49	0.092	11:31:25.773	
17 -	32.885	135.8	23.005	127.9	55.890 (1)	105.66		11:32:21.663	
18 -	32.880	135.5	23.037	128.1	55.917 (2)	105.61	0.027	11:33:17.580	

P6 11 S		Ricky COLLARD				Mygale M12-SJ - Swindon - Falcon Motorsport			
IDEAL LAP TIME : 55.828		BEST LAP TIME : 55.973		DIFFERENCE : 0.145					
LAP	SECTOR 1		SECTOR 2		LAP TIME	MPH	DIFF	TIME OF DAY	
1 -	38.893	115.9	23.219	127.4	1:02.112	95.08	6.139	11:22:53.984	
2 -	33.214	135.5	22.984	126.7	56.198	105.08	0.225	11:23:50.182	
3 -	33.261	134.7	23.020	126.4	56.281	104.93	0.308	11:24:46.463	
4 -	33.378	134.7	22.887	126.2	56.265	104.96	0.292	11:25:42.728	
5 -	33.148	134.7	24.747	126.9	57.895	102.00	1.922	11:26:40.623	
6 -	47.177	32.5	33.086	126.7	1:20.263	73.57	24.290	11:28:00.886	
7 -	33.216	134.7	22.914	126.4	56.130 (3)	105.21	0.157	11:28:57.016	
8 -	33.305	134.4	23.070	126.4	56.375	104.75	0.402	11:29:53.391	
9 -	33.106	134.2	23.014	126.2	56.120 (2)	105.23	0.147	11:30:49.511	
10 -	32.941	134.4	23.032	126.2	55.973 (1)	105.50		11:31:45.484	
11 -	33.272	134.7	IN PIT		1:11.372 P	82.74	15.399	11:32:56.856	

Weather / Track : Cloudy / Dry

Silverstone National

Circuit Length = 1.6404 miles

Start: 11:12 Flag 11:32 End: 11:33

2014 Dunlop MSA Formula Ford Championship of Great Britain

QUALIFYING - ROUND 25 - SECTOR ANALYSIS

SECTOR 1 = FL to I1, SECTOR 2 = I1 to FL, DIFF = Difference To Personal Best Lap

P7 25 S Louise RICHARDSON		Mygale M12-SJ - Mountune - Richardson Racing						
IDEAL LAP TIME : 55.894		BEST LAP TIME : 56.000		DIFFERENCE : 0.106				
LAP	SECTOR 1		SECTOR 2		LAP TIME	MPH	DIFF	TIME OF DAY
1 -	42.652	103.4	27.025	99.1	1:09.677	84.75	13.677	11:15:43.337
2 -	37.618	131.8	23.707	127.2	1:01.325	96.30	5.325	11:16:44.662
3 -	33.242	135.8	23.078	127.9	56.320	104.85	0.320	11:17:40.982
4 -	33.112	135.2	22.941	127.2	56.053 (3)	105.35	0.053	11:18:37.035
5 -	33.023	135.0	22.979	126.7	56.002 (2)	105.45	0.002	11:19:33.037
6 -	32.953	134.7	23.047	126.2	56.000 (1)	105.45		11:20:29.037
7 -	33.128	134.4	23.274	126.4	56.402	104.70	0.402	11:21:25.439
8 -	33.005	135.0	23.125	126.4	56.130	105.21	0.130	11:22:21.569
9 -	33.173	135.0	23.558	126.2	56.731	104.09	0.731	11:23:18.300
10 -	33.425	134.4	23.256	126.4	56.681	104.19	0.681	11:24:14.981
11 -	33.744	116.9	IN PIT		1:01.611 P	95.85	5.611	11:25:16.592

P8 94 S Michael O'BRIEN		Mygale M12-SJ - Scholar - MBM Motorsport						
IDEAL LAP TIME : 56.150		BEST LAP TIME : 56.150		DIFFERENCE : 0.000				
LAP	SECTOR 1		SECTOR 2		LAP TIME	MPH	DIFF	TIME OF DAY
1 -	43.612	76.5	30.133	90.4	1:13.745	80.08	17.595	11:18:17.946
2 -	44.793	64.9	25.787	126.7	1:10.580	83.67	14.430	11:19:28.526
3 -	33.543	134.7	1:04.756	126.4	1:38.299	60.07	42.149	11:21:06.825
4 -	33.467	134.4	23.281	126.9	56.748 (3)	104.06	0.598	11:22:03.573
5 -	33.171	134.7	22.979	126.9	56.150 (1)	105.17		11:22:59.723
6 -	33.197	134.7	23.599	126.9	56.796	103.98	0.646	11:23:56.519
7 -	40.362	117.7	23.721	126.9	1:04.083	92.15	7.933	11:25:00.602
8 -	33.445	134.2	23.112	127.2	56.557 (2)	104.41	0.407	11:25:57.159
9 -	36.263	116.5	24.670	126.9	1:00.933	96.92	4.783	11:26:58.092
10 -	33.525	134.7	23.786	126.2	57.311	103.04	1.161	11:27:55.403
11 -	41.384	102.7	IN PIT		1:17.416 P	76.28	21.266	11:29:12.819
12 -	OUTLAP	133.9	23.417	126.4	3:22.245	29.20	2:26.095	11:32:35.064
13 -	33.587	133.6	23.189	127.2	56.776	104.01	0.626	11:33:31.840

P9 26 Juan ROSSO		Mygale M13-SJ - Mountune - Radical Motorsport						
IDEAL LAP TIME : 56.155		BEST LAP TIME : 56.176		DIFFERENCE : 0.021				
LAP	SECTOR 1		SECTOR 2		LAP TIME	MPH	DIFF	TIME OF DAY
1 -	37.214	129.0	25.411	124.7	1:02.625	94.30	6.449	11:15:17.531
2 -	35.665	104.5	25.126	128.4	1:00.791	97.14	4.615	11:16:18.322
3 -	34.104	125.2	23.510	128.4	57.614	102.50	1.438	11:17:15.936
4 -	33.152	137.2	23.024	128.7	56.176 (1)	105.12		11:18:12.112
5 -	33.242	136.3	23.134	127.4	56.376	104.75	0.200	11:19:08.488
6 -	33.362	135.8	23.041	126.9	56.403	104.70	0.227	11:20:04.891
7 -	33.427	136.1	23.118	127.4	56.545	104.44	0.369	11:21:01.436
8 -	36.132	135.5	23.094	127.7	59.226	99.71	3.050	11:22:00.662
9 -	33.131	136.6	23.127	127.2	56.258 (2)	104.97	0.082	11:22:56.920
10 -	33.434	135.5	23.297	126.2	56.731	104.09	0.555	11:23:53.651
11 -	33.353	135.8	23.362	126.7	56.715	104.12	0.539	11:24:50.366
12 -	33.172	136.9	23.195	126.9	56.367 (3)	104.77	0.191	11:25:46.733
13 -	33.404	135.2	23.094	126.7	56.498	104.52	0.322	11:26:43.231
14 -	34.906	116.5	IN PIT		1:06.851 P	88.34	10.675	11:27:50.082

P10 20 S Clay MITCHELL		Mygale M12-SJ - Mountune - JTR						
IDEAL LAP TIME : 56.361		BEST LAP TIME : 56.403		DIFFERENCE : 0.042				
LAP	SECTOR 1		SECTOR 2		LAP TIME	MPH	DIFF	TIME OF DAY
1 -	39.268	107.0	25.608	126.9	1:04.876	91.03	8.473	11:15:27.680
2 -	35.916	122.9	24.136	127.4	1:00.052	98.34	3.649	11:16:27.732
3 -	33.773	135.2	23.583	127.2	57.356	102.96	0.953	11:17:25.088
4 -	34.267	135.2	23.351	128.1	57.618	102.49	1.215	11:18:22.706
5 -	38.242	112.0	23.811	127.7	1:02.053	95.17	5.650	11:19:24.759
6 -	33.554	135.2	23.405	126.9	56.959	103.68	0.556	11:20:21.718

Weather / Track : Cloudy / Dry

Silverstone National
Circuit Length = 1.6404 miles
Start: 11:12 Flag 11:32 End: 11:33

2014 Dunlop MSA Formula Ford Championship of Great Britain

QUALIFYING - ROUND 25 - SECTOR ANALYSIS

SECTOR 1 = FL to I1, SECTOR 2 = I1 to FL, DIFF = Difference To Personal Best Lap

7 -	33.346	135.5	23.596	125.2	56.942	103.71	0.539	11:21:18.660
8 -	34.220	135.2	23.032	126.9	57.252	103.15	0.849	11:22:15.912
9 -	33.428	135.2	23.195	127.2	56.623	104.29	0.220	11:23:12.535
10 -	33.624	135.0	23.147	126.9	56.771	104.02	0.368	11:24:09.306
11 -	33.388	134.7	23.015	126.9	56.403 (1)	104.70		11:25:05.709
12 -	33.648	134.7	23.729	127.2	57.377	102.92	0.974	11:26:03.086
13 -	33.614	135.5	23.497	127.2	57.111	103.40	0.708	11:27:00.197
14 -	33.409	135.0	23.401	127.2	56.810	103.95	0.407	11:27:57.007
15 -	33.538	134.4	23.567	126.7	57.105	103.41	0.702	11:28:54.112
16 -	33.562	135.0	23.274	126.9	56.836	103.90	0.433	11:29:50.948
17 -	33.570	134.7	23.478	126.9	57.048	103.52	0.645	11:30:47.996
18 -	33.838	134.4	23.253	126.9	57.091	103.44	0.688	11:31:45.087
19 -	33.426	135.0	23.116	127.2	56.542 (3)	104.44	0.139	11:32:41.629
20 -	33.502	135.0	23.016	127.2	56.518 (2)	104.49	0.115	11:33:38.147

P11		23 S		Chris MEALIN		Mygale M12-SJ - Swindon - Falcon Motorsport			
IDEAL LAP TIME : 56.537		BEST LAP TIME : 56.721		DIFFERENCE : 0.184					
LAP	SECTOR 1		SECTOR 2		LAP TIME	MPH	DIFF	TIME OF DAY	
1 -	40.745	100.7	25.184	125.5	1:05.929	89.57	9.208	11:19:14.054	
2 -	34.855	133.6	23.508	126.4	58.363	101.18	1.642	11:20:12.417	
3 -	34.380	132.8	23.275	125.9	57.655	102.43	0.934	11:21:10.072	
4 -	33.496	132.8	23.260	125.5	56.756 (2)	104.05	0.035	11:22:06.828	
5 -	33.873	133.1	23.129	125.9	57.002	103.60	0.281	11:23:03.830	
6 -	33.680	132.8	23.041	125.5	56.721 (1)	104.11		11:24:00.551	
7 -	33.673	132.8	23.306	125.7	56.979	103.64	0.258	11:24:57.530	
8 -	33.558	132.8	23.234	126.2	56.792	103.98	0.071	11:25:54.322	
9 -	40.030	93.4	IN PIT		1:11.066 P	83.10	14.345	11:27:05.388	
10 -	OUTLAP	130.5	23.787	127.2	1:19.051	74.70	22.330	11:28:24.439	
11 -	33.525	132.6	23.259	125.9	56.784 (3)	104.00	0.063	11:29:21.223	
12 -	35.216	107.8	24.903	126.7	1:00.119	98.23	3.398	11:30:21.342	
13 -	33.657	132.8	23.131	125.7	56.788	103.99	0.067	11:31:18.130	
14 -	33.694	132.1	24.252	125.7	57.946	101.91	1.225	11:32:16.076	
15 -	33.773	132.3	23.193	125.5	56.966	103.67	0.245	11:33:13.042	

P12		79 S		Jessica HAWKINS		Mygale M12-SJ - Scholar - MBM Motorsport			
IDEAL LAP TIME : 57.134		BEST LAP TIME : 57.154		DIFFERENCE : 0.020					
LAP	SECTOR 1		SECTOR 2		LAP TIME	MPH	DIFF	TIME OF DAY	
1 -	40.488	129.5	24.465	125.2	1:04.953	90.92	7.799	11:15:23.703	
2 -	34.775	131.3	24.584	121.1	59.359	99.49	2.205	11:16:23.062	
3 -	34.420	133.1	23.572	125.2	57.992	101.83	0.838	11:17:21.054	
4 -	33.910	133.4	23.499	125.5	57.409 (3)	102.87	0.255	11:18:18.463	
5 -	33.858	134.2	24.159	124.5	58.017	101.79	0.863	11:19:16.480	
6 -	34.118	133.4	23.587	125.0	57.705	102.34	0.551	11:20:14.185	
7 -	33.853	133.6	58.420	121.1	1:32.273	64.00	35.119	11:21:46.458	
8 -	37.025	112.4	25.026	122.4	1:02.051	95.17	4.897	11:22:48.509	
9 -	34.761	114.1	26.561	109.9	1:01.322	96.30	4.168	11:23:49.831	
10 -	35.738	132.8	23.707	124.5	59.445	99.34	2.291	11:24:49.276	
11 -	34.152	133.1	24.053	124.3	58.205	101.46	1.051	11:25:47.481	
12 -	33.858	132.8	IN PIT		1:08.442 P	86.28	11.288	11:26:55.923	
13 -	OUTLAP	130.0	25.421	123.8	4:03.941	24.20	3:06.787	11:30:59.864	
14 -	35.850	130.8	23.733	125.0	59.583	99.11	2.429	11:31:59.447	
15 -	33.804	132.8	23.420	125.0	57.224 (2)	103.20	0.070	11:32:56.671	
16 -	33.714	132.1	23.440	124.7	57.154 (1)	103.32		11:33:53.825	

P13		24 S		Ovie IRORO		Mygale M12-SJ - Scholar - Richardson Racing			
IDEAL LAP TIME : 57.721		BEST LAP TIME : 57.926		DIFFERENCE : 0.205					
LAP	SECTOR 1		SECTOR 2		LAP TIME	MPH	DIFF	TIME OF DAY	
1 -	45.073	86.3	29.050	94.9	1:14.123	79.67	16.197	11:16:10.144	
2 -	44.196	89.7	26.152	123.6	1:10.348	83.94	12.422	11:17:20.492	
3 -	37.068	132.1	24.700	124.3	1:01.768	95.61	3.842	11:18:22.260	
4 -	35.707	132.3	24.063	125.2	59.770	98.80	1.844	11:19:22.030	
5 -	34.058	132.6	23.868	124.7	57.926 (1)	101.95		11:20:19.956	

Silverstone National
Circuit Length = 1.6404 miles
Start: 11:12 Flag 11:32 End: 11:33

Weather / Track : Cloudy / Dry

2014 Dunlop MSA Formula Ford Championship of Great Britain

QUALIFYING - ROUND 25 - SECTOR ANALYSIS

SECTOR 1 = FL to I1, SECTOR 2 = I1 to FL, DIFF = Difference To Personal Best Lap

6 -	34.419	131.5	24.201	122.9	58.620	100.74	0.694	11:21:18.576
7 -	34.878	132.3	23.663	123.8	58.541	100.88	0.615	11:22:17.117
8 -	34.408	131.8	23.833	123.3	58.241	101.40	0.315	11:23:15.358
9 -	34.361	128.5	24.193	122.4	58.554	100.85	0.628	11:24:13.912
10 -	34.477	129.5	23.948	121.1	58.425	101.08	0.499	11:25:12.337
11 -	34.263	130.0	23.914	123.3	58.177	(3) 101.51	0.251	11:26:10.514
12 -	34.351	129.8	24.191	123.1	58.542	100.87	0.616	11:27:09.056
13 -	34.171	130.3	23.970	122.9	58.141	(2) 101.57	0.215	11:28:07.197

P14 88		Greg HOLLOWAY			Sinter LA12 - Scholar - SWB Motorsport			
IDEAL LAP TIME : 58.386		BEST LAP TIME : 58.529			DIFFERENCE : 0.143			
LAP	SECTOR 1		SECTOR 2		LAP TIME	MPH	DIFF	TIME OF DAY
1 -	44.779	93.8	27.929	91.0	1:12.708	81.22	14.179	11:15:30.802
2 -	41.987	101.3	26.288	96.7	1:08.275	86.49	9.746	11:16:39.077
3 -	36.710	130.8	24.059	122.9	1:00.769	97.18	2.240	11:17:39.846
4 -	35.752	131.8	24.217	123.6	59.969	98.47	1.440	11:18:39.815
5 -	35.709	130.0	24.221	123.3	59.930	98.54	1.401	11:19:39.745
6 -	34.797	130.8	24.519	123.8	59.316	99.56	0.787	11:20:39.061
7 -	34.581	132.3	24.115	124.3	58.696	(2) 100.61	0.167	11:21:37.757
8 -	34.964	132.3	23.948	124.5	58.912	100.24	0.383	11:22:36.669
9 -	34.438	132.8	24.091	123.8	58.529	(1) 100.90		11:23:35.198
10 -	34.567	132.8	24.181	124.3	58.748	(3) 100.52	0.219	11:24:33.946
11 -	34.619	133.1	24.185	123.8	58.804	100.42	0.275	11:25:32.750
12 -	34.672	133.1	24.273	124.0	58.945	100.18	0.416	11:26:31.695
13 -	34.812	132.3	24.178	124.0	58.990	100.11	0.461	11:27:30.685
14 -	34.681	132.3	24.139	124.0	58.820	100.40	0.291	11:28:29.505
15 -	35.120	131.8	26.492	87.4	1:01.612	95.85	3.083	11:29:31.117
16 -	39.015	107.7	25.397	123.8	1:04.412	91.68	5.883	11:30:35.529
17 -	36.743	132.3	24.126	124.0	1:00.869	97.02	2.340	11:31:36.398
18 -	36.421	132.8	24.195	124.7	1:00.616	97.42	2.087	11:32:37.014
19 -	41.073	131.5	24.498	124.0	1:05.571	90.06	7.042	11:33:42.585

2014 Dunlop MSA Formula Ford Championship of Great Britain

QUALIFYING - ROUND 25 - BEST SPEEDS

POS	SECTOR 1			SECTOR 2			FINISH LINE		
	NO	NAME	MPH	NO	NAME	MPH	NO	NAME	MPH
1	74	James ABBOTT	137.5				6	Harrison SCOTT	129.2
2	2	Jayde KRUGER	137.2				2	Jayde KRUGER	128.9
3	26	Juan ROSSO	137.2				18	Max MARSHALL	128.9
4	6	Harrison SCOTT	136.9				26	Juan ROSSO	128.7
5	18	Max MARSHALL	136.9				74	James ABBOTT	128.7
6	16	Ashley SUTTON	136.1				16	Ashley SUTTON	128.1
7	25	Louise RICHARDSON	135.8				20	Clay MITCHELL	128.1
8	11	Ricky COLLARD	135.5				25	Louise RICHARDSON	127.9
9	20	Clay MITCHELL	135.5				11	Ricky COLLARD	127.4
10	94	Michael O'BRIEN	134.7				23	Chris MEALIN	127.2
11	79	Jessica HAWKINS	134.2				94	Michael O'BRIEN	127.2
12	23	Chris MEALIN	133.6				79	Jessica HAWKINS	125.5
13	88	Greg HOLLOWAY	133.1				24	Ovie IRORO	125.2
14	24	Ovie IRORO	132.6				88	Greg HOLLOWAY	124.7

Weather / Track : Cloudy / Dry

Results can be found at www.tsl-timing.com

Silverstone National
Circuit Length = 1.6404 miles
Start: 11:12 Flag 11:32 End: 11:33

Printed - 11:34 Saturday, 27 September 2014

2014 Dunlop MSA Formula Ford Championship of Great Britain

QUALIFYING - ROUND 25 - BEST SECTORS

SECTOR 1			SECTOR 2			IDEAL / BEST COMPARISON						
POS	NO	NAME	TIME	NO	NAME	TIME	POS	NO	NAME	IDEAL	BEST	DIFF
1	2	KRUGER	32.720	6	SCOTT	22.715			PERFECT LAP	55.435		
2	16	SUTTON	32.802	16	SUTTON	22.747	1	2	KRUGER	55.468	55.563	0.095
3	18	MARSHALL	32.844	2	KRUGER	22.748	2	16	SUTTON	55.549	55.621	0.072
4	6	SCOTT	32.872	11	COLLARD	22.887	3	6	SCOTT	55.587	55.618	0.031
5	74	ABBOTT	32.880	18	MARSHALL	22.905	4	18	MARSHALL	55.749	55.882	0.133
6	11	COLLARD	32.941	25	RICHARDSON	22.941	5	11	COLLARD	55.828	55.973	0.145
7	25	RICHARDSON	32.953	94	O'BRIEN	22.979	6	74	ABBOTT	55.863	55.890	0.027
8	26	ROSSO	33.131	74	ABBOTT	22.983	7	25	RICHARDSON	55.894	56.000	0.106
9	94	O'BRIEN	33.171	20	MITCHELL	23.015	8	94	O'BRIEN	56.150	56.150	0.000
10	20	MITCHELL	33.346	26	ROSSO	23.024	9	26	ROSSO	56.155	56.176	0.021
11	23	MEALIN	33.496	23	MEALIN	23.041	10	20	MITCHELL	56.361	56.403	0.042
12	79	HAWKINS	33.714	79	HAWKINS	23.420	11	23	MEALIN	56.537	56.721	0.184
13	24	IRORO	34.058	24	IRORO	23.663	12	79	HAWKINS	57.134	57.154	0.020
14	88	HOLLOWAY	34.438	88	HOLLOWAY	23.948	13	24	IRORO	57.721	57.926	0.205
							14	88	HOLLOWAY	58.386	58.529	0.143

Weather / Track : Cloudy / Dry

Results can be found at www.tsl-timing.com

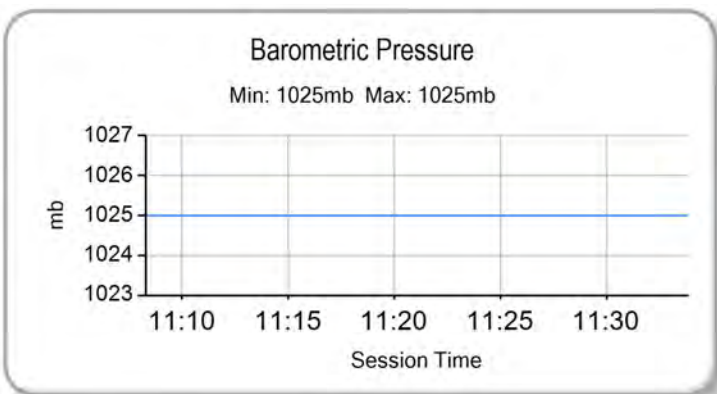
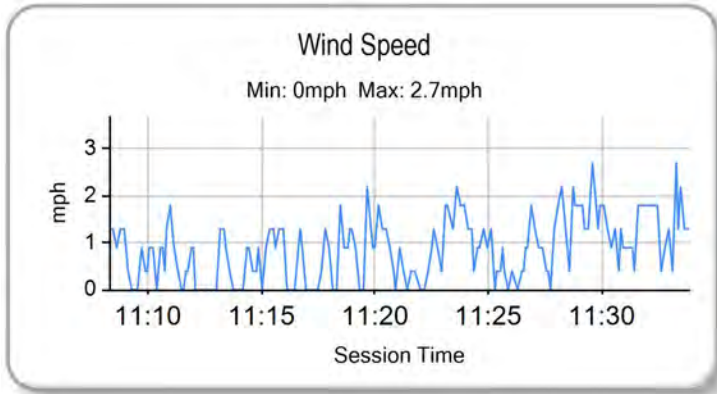
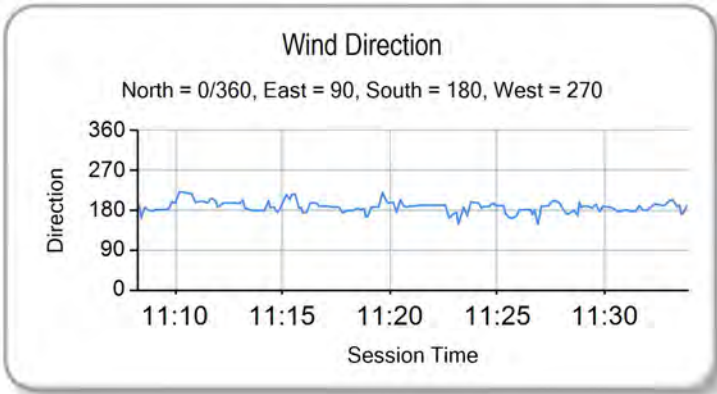
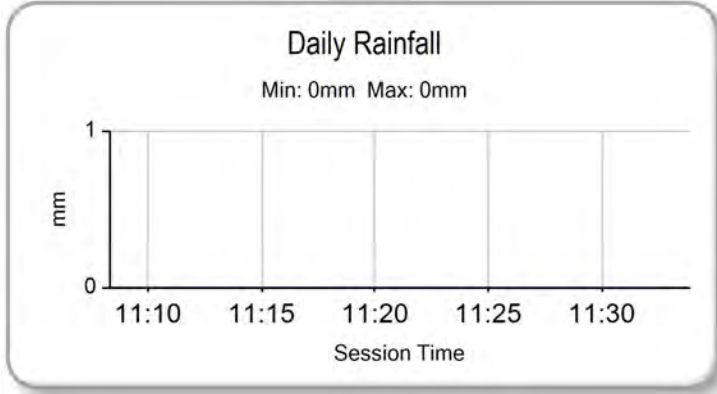
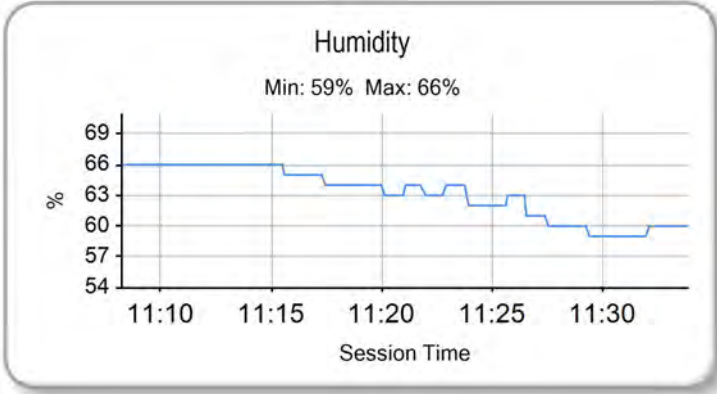
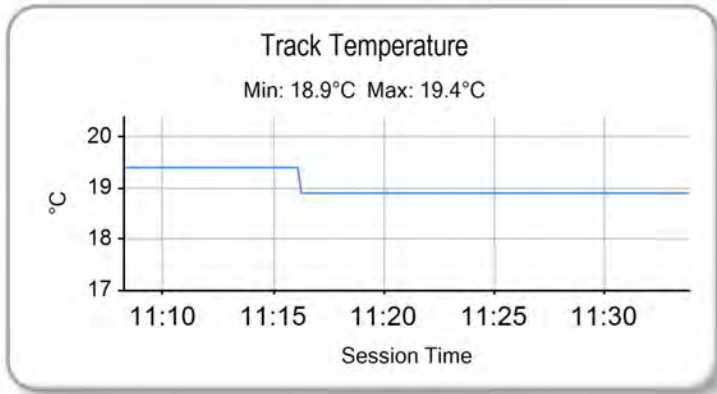
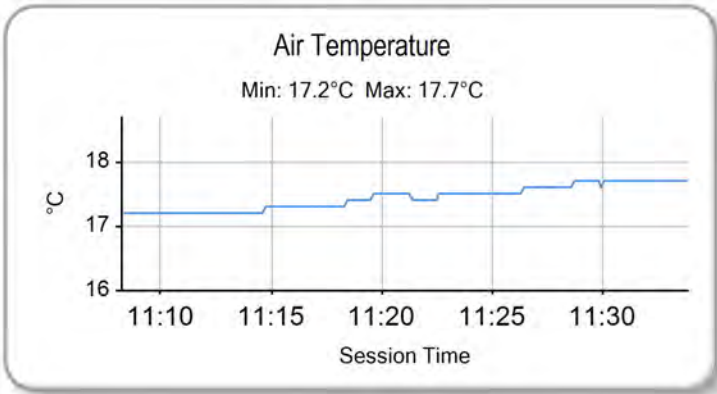
Silverstone National

Circuit Length = 1.6404 miles

Start: 11:12 Flag 11:32 End: 11:33

Printed - 11:34 Saturday, 27 September 2014

2014 Dunlop MSA Formula Ford Championship of Great Britain
QUALIFYING - ROUND 25 - WEATHER CONDITIONS



Weather / Track : Cloudy / Dry

Silverstone National
 Circuit Length = 1.6404 miles
 Start: 11:12 Flag 11:32 End: 11:33

Results can be found at www.tsl-timing.com

Printed - 11:42 Saturday, 27 September 2014



2014 Dunlop MSA Formula Ford Championship of Great Britain

ROUND 25 - GRID

ROW 7	14	58.529	88 Greg HOLLOWAY	13	57.926	24 Ovie IRORO
ROW 6	12	57.154	79 Jessica HAWKINS	11	56.721	23 Chris MEALIN
ROW 5	10	56.403	20 Clay MITCHELL	9	56.176	26 Juan ROSSO
ROW 4	8	56.150	94 Michael O'BRIEN	7	56.000	25 Louise RICHARDSON
ROW 3	6	55.973	11 Ricky COLLARD	5	55.890	74 James ABBOTT
ROW 2	4	55.882	18 Max MARSHALL	3	55.621	16 Ashley SUTTON
ROW 1	2	55.618	6 Harrison SCOTT	1	55.563	2 Jayde KRUGER
Pole						

Silverstone National
Circuit Length = 1.6404 miles

These results are provisional until the conclusion of any judicial and technical matters.

Clerk Of Course :		Timekeeper :
-------------------	--	--------------

Results can be found at www.tsl-timing.com

Printed - 11:44 Saturday, 27 September 2014





2014 Dunlop MSA Formula Ford Championship of Great Britain

ROUND 27 - GRID

ROW 7	14	58.696	88 Greg HOLLOWAY	13	58.141	24 Ovie IRORO
ROW 6	12	57.224	79 Jessica HAWKINS	11	56.756	23 Chris MEALIN
ROW 5	10	56.557	94 Michael O'BRIEN	9	56.518	20 Clay MITCHELL
ROW 4	8	56.258	26 Juan ROSSO	7	56.120	11 Ricky COLLARD
ROW 3	6	56.002	25 Louise RICHARDSON	5	55.917	74 James ABBOTT
ROW 2	4	55.890	18 Max MARSHALL	3	55.796	6 Harrison SCOTT
ROW 1	2	55.626	16 Ashley SUTTON	1	55.568	2 Jayde KRUGER
Pole						

Silverstone National
Circuit Length = 1.6404 miles

These results are provisional until the conclusion of any judicial and technical matters.

Clerk Of Course :		Timekeeper :
-------------------	--	--------------

Results can be found at www.tsl-timing.com

Printed - 11:44 Saturday, 27 September 2014





2014 Dunlop MSA Formula Ford Championship of Great Britain

ROUND 25 - CLASSIFICATION

POS	NO	CL	PIC NAME	NAT	ENTRY	LAPS	TIME	GAP	DIFF	MPH	BEST	ON
1	2		1 Jayde KRUGER	RSA	Mygale M12 SJ - Mountune - JTR	22	20:31.984			105.45	55.656	17
2	6		2 Harrison SCOTT	GBR	Mygale M13 SJ - Swindon - Falcon Motorsport	22	20:33.626	1.642	1.642	105.31	55.776	17
3	16	S	1 Ashley SUTTON	GBR	Mygale M12-SJ - Scholar - MBM Motorsport	22	20:33.903	1.919	0.277	105.29	55.707	10
4	74		3 James ABBOTT	GBR	Mygale M13-SJ - Mountune - Radical Motorsport	22	20:41.369	9.385	7.466	104.66	55.858	17
5	26		4 Juan ROSSO	ARG	Mygale M13-SJ - Mountune - Radical Motorsport	22	20:45.652	13.668	4.283	104.30	56.045	7
6	11	S	2 Ricky COLLARD	GBR	Mygale M12-SJ - Swindon - Falcon Motorsport	22	20:45.726	13.742	0.074	104.29	55.989	11
7	94	S	3 Michael O'BRIEN	GBR	Mygale M12-SJ - Scholar - MBM Motorsport	22	20:48.715	16.731	2.989	104.04	56.260	5
8	25	S	4 Louise RICHARDSON	GBR	Mygale M12-SJ - Mountune - Richardson Racing	22	20:55.526	23.542	6.811	103.48	56.294	7
9	23	S	5 Chris MEALIN	GBR	Mygale M12-SJ - Swindon - Falcon Motorsport	22	21:03.832	31.848	8.306	102.80	56.769	19
10	79	S	6 Jessica HAWKINS	GBR	Mygale M12-SJ - Scholar - MBM Motorsport	22	21:06.665	34.681	2.833	102.57	56.721	13
11	20	S	7 Clay MITCHELL	GBR	Mygale M12-SJ - Mountune - JTR	21	20:47.910	1 Lap	1 Lap	99.38	56.521	21
12	88		5 Greg HOLLOWAY	AUS	Sinter LA12 - Scholar - SWB Motorsport	21	20:51.354	1 Lap	3.444	99.10	58.276	5

NOT CLASSIFIED

DNF	18		Max MARSHALL	GBR	Mygale M12 SJ - Mountune - JTR	5	4:45.509	17 Laps	16 Laps	103.42	56.027	4
DNF	24	S	Ovie IRORO	NIG	Mygale M12-SJ - Scholar - Richardson Racing	0						

FASTEST LAP

	2		Jayde KRUGER	RSA	Mygale M12 SJ - Mountune - JTR	17	55.656	106.11 mph		170.76 kph		
	16	S	Ashley SUTTON	GBR	Mygale M12-SJ - Scholar - MBM Motorsport	10	55.707	106.01 mph		170.61 kph		

Weather / Track : Bright / Dry

These results are provisional until the conclusion of any judicial and technical matters.

Silverstone National

Circuit Length = 1.6404 miles

Start: 15:10 Flag 15:30 End: 15:31

Clerk Of Course :

Timekeeper :

Results can be found at www.tsl-timing.com

Printed - 15:33 Saturday, 27 September 2014

2014 Dunlop MSA Formula Ford Championship of Great Britain

ROUND 25 - SECTOR ANALYSIS

SECTOR 1 = FL to I1, SECTOR 2 = I1 to FL, DIFF = Difference To Personal Best Lap

P1		2		Jayde KRUGER		Mygale M12 SJ - Mountune - JTR			
IDEAL LAP TIME : 55.564		BEST LAP TIME : 55.656		DIFFERENCE : 0.092					
LAP	SECTOR 1		SECTOR 2		LAP TIME	MPH	DIFF	TIME OF DAY	
1 -		135.5	22.890	128.4	57.531	102.65	1.875	15:11:20.358	
2 -	33.212	135.2	22.821	128.1	56.033	105.39	0.377	15:12:16.391	
3 -	33.056	135.8	22.890	127.9	55.946	105.56	0.290	15:13:12.337	
4 -	33.021	135.8	22.907	128.4	55.928	105.59	0.272	15:14:08.265	
5 -	33.001	135.8	22.751	128.4	55.752	105.92	0.096	15:15:04.017	
6 -	32.832	135.5	22.835	128.7	55.667 (2)	106.08	0.011	15:15:59.684	
7 -	33.197	135.5	22.955	128.4	56.152	105.17	0.496	15:16:55.836	
8 -	33.141	135.5	22.795	128.4	55.936	105.57	0.280	15:17:51.772	
9 -	32.949	135.8	22.791	128.7	55.740 (3)	105.95	0.084	15:18:47.512	
10 -	32.991	136.1	22.844	128.4	55.835	105.77	0.179	15:19:43.347	
11 -	32.930	135.8	22.875	128.1	55.805	105.82	0.149	15:20:39.152	
12 -	32.973	135.8	22.888	128.7	55.861	105.72	0.205	15:21:35.013	
13 -	33.085	135.8	22.779	128.4	55.864	105.71	0.208	15:22:30.877	
14 -	33.082	135.8	22.817	128.7	55.899	105.64	0.243	15:23:26.776	
15 -	32.972	136.1	22.770	128.4	55.742	105.94	0.086	15:24:22.518	
16 -	33.020	135.5	22.841	128.4	55.861	105.72	0.205	15:25:18.379	
17 -	32.924	135.5	22.732	128.4	55.656 (1)	106.11		15:26:14.035	
18 -	33.171	135.8	22.838	128.1	56.009	105.44	0.353	15:27:10.044	
19 -	33.205	135.8	22.894	128.4	56.099	105.27	0.443	15:28:06.143	
20 -	33.260	135.2	22.930	128.4	56.190	105.10	0.534	15:29:02.333	
21 -	33.182	135.5	22.971	128.4	56.153	105.17	0.497	15:29:58.486	
22 -	33.298	135.8	23.027	128.4	56.325	104.84	0.669	15:30:54.811	

P2		6		Harrison SCOTT		Mygale M13 SJ - Swindon - Falcon Motorsport			
IDEAL LAP TIME : 55.713		BEST LAP TIME : 55.776		DIFFERENCE : 0.063					
LAP	SECTOR 1		SECTOR 2		LAP TIME	MPH	DIFF	TIME OF DAY	
1 -		134.4	23.171	128.1	58.241	101.39	2.465	15:11:21.068	
2 -	33.139	134.2	22.898	128.1	56.037	105.38	0.261	15:12:17.105	
3 -	33.122	134.2	22.914	127.7	56.036	105.39	0.260	15:13:13.141	
4 -	32.989	134.7	22.976	128.1	55.965	105.52	0.189	15:14:09.106	
5 -	32.884	134.2	22.946	128.9	55.830 (2)	105.77	0.054	15:15:04.936	
6 -	33.034	134.2	22.829	127.7	55.863	105.71	0.087	15:16:00.799	
7 -	33.051	134.2	22.912	127.7	55.963	105.52	0.187	15:16:56.762	
8 -	33.046	134.2	22.869	127.9	55.915	105.61	0.139	15:17:52.677	
9 -	32.972	134.2	22.916	127.7	55.888	105.66	0.112	15:18:48.565	
10 -	32.960	134.4	22.880	127.7	55.840	105.76	0.064	15:19:44.405	
11 -	32.975	134.4	22.909	127.2	55.884	105.67	0.108	15:20:40.289	
12 -	32.962	134.2	22.977	127.9	55.939	105.57	0.163	15:21:36.228	
13 -	33.003	133.9	22.886	127.7	55.889	105.66	0.113	15:22:32.117	
14 -	32.941	134.4	22.893	127.7	55.834	105.77	0.058	15:23:27.951	
15 -	32.924	134.4	22.906	127.2	55.830 (2)	105.77	0.054	15:24:23.781	
16 -	32.963	133.9	22.908	127.7	55.871	105.70	0.095	15:25:19.652	
17 -	32.919	134.2	22.857	128.1	55.776 (1)	105.88		15:26:15.428	
18 -	33.395	134.2	22.985	127.2	56.380	104.74	0.604	15:27:11.808	
19 -	33.092	133.9	23.003	127.4	56.095	105.27	0.319	15:28:07.903	
20 -	33.013	134.2	22.983	127.4	55.996	105.46	0.220	15:29:03.899	
21 -	33.046	134.4	23.210	127.9	56.256	104.97	0.480	15:30:00.155	
22 -	33.198	133.9	23.100	127.4	56.298	104.90	0.522	15:30:56.453	

P3		16 S		Ashley SUTTON		Mygale M12-SJ - Scholar - MBM Motorsport			
IDEAL LAP TIME : 55.617		BEST LAP TIME : 55.707		DIFFERENCE : 0.090					
LAP	SECTOR 1		SECTOR 2		LAP TIME	MPH	DIFF	TIME OF DAY	
1 -		134.4	23.067	127.2	58.622	100.73	2.915	15:11:21.449	
2 -	33.287	133.9	22.957	126.7	56.244	105.00	0.537	15:12:17.693	
3 -	33.125	134.2	22.721	126.7	55.846	105.74	0.139	15:13:13.539	
4 -	33.060	134.4	22.839	127.7	55.899	105.64	0.192	15:14:09.438	
5 -	32.970	134.7	22.825	127.7	55.795 (3)	105.84	0.088	15:15:05.233	
6 -	33.042	135.2	22.887	127.9	55.929	105.59	0.222	15:16:01.162	

Weather / Track : Bright / Dry

Silverstone National

Circuit Length = 1.6404 miles

Start: 15:10 Flag 15:30 End: 15:31

2014 Dunlop MSA Formula Ford Championship of Great Britain

ROUND 25 - SECTOR ANALYSIS

SECTOR 1 = FL to I1, SECTOR 2 = I1 to FL, DIFF = Difference To Personal Best Lap

7 -	33.091	135.0	22.889	127.7	55.980	105.49	0.273	15:16:57.142
8 -	33.151	135.0	22.791	127.9	55.942	105.56	0.235	15:17:53.084
9 -	33.040	135.0	22.928	127.4	55.968	105.51	0.261	15:18:49.052
10 -	32.970	134.7	22.737	128.1	55.707 (1)	106.01		15:19:44.759
11 -	32.953	135.0	22.862	127.2	55.815	105.80	0.108	15:20:40.574
12 -	33.074	135.0	22.943	127.7	56.017	105.42	0.310	15:21:36.591
13 -	32.975	135.8	22.883	128.1	55.858	105.72	0.151	15:22:32.449
14 -	32.944	135.8	22.919	127.7	55.863	105.71	0.156	15:23:28.312
15 -	33.155	134.7	22.830	127.4	55.985	105.48	0.278	15:24:24.297
16 -	33.089	135.0	22.814	127.9	55.903	105.64	0.196	15:25:20.200
17 -	32.896	135.0	22.824	127.7	55.720 (2)	105.98	0.013	15:26:15.920
18 -	33.083	135.5	23.066	127.4	56.149	105.17	0.442	15:27:12.069
19 -	33.121	135.5	22.934	128.1	56.055	105.35	0.348	15:28:08.124
20 -	33.092	134.7	22.946	127.7	56.038	105.38	0.331	15:29:04.162
21 -	32.945	135.5	23.162	129.2	56.107	105.25	0.400	15:30:00.269
22 -	33.364	135.0	23.097	127.7	56.461	104.59	0.754	15:30:56.730

P4 74

James ABBOTT

Mygale M13-SJ - Mountune - Radical Motorsport

IDEAL LAP TIME : 55.769

BEST LAP TIME : 55.858

DIFFERENCE : 0.089

LAP	SECTOR 1		SECTOR 2		LAP TIME	MPH	DIFF	TIME OF DAY
1 -		133.6	23.383	127.9	59.852	98.66	3.994	15:11:22.679
2 -	33.482	134.2	23.093	127.4	56.575	104.38	0.717	15:12:19.254
3 -	34.046	134.2	23.201	128.1	57.247	103.16	1.389	15:13:16.501
4 -	33.066	135.0	22.921	128.9	55.987	105.48	0.129	15:14:12.488
5 -	32.997	135.0	23.019	129.7	56.016	105.42	0.158	15:15:08.504
6 -	33.507	135.2	23.811	128.1	57.318	103.03	1.460	15:16:05.822
7 -	33.314	135.0	23.337	127.4	56.651	104.24	0.793	15:17:02.473
8 -	33.022	135.5	23.054	127.9	56.076	105.31	0.218	15:17:58.549
9 -	33.187	136.3	23.047	127.9	56.234	105.01	0.376	15:18:54.783
10 -	33.110	136.1	22.943	129.4	56.053	105.35	0.195	15:19:50.836
11 -	33.415	135.5	23.306	128.7	56.721	104.11	0.863	15:20:47.557
12 -	33.273	127.3	23.186	127.9	56.459	104.60	0.601	15:21:44.016
13 -	32.990	136.6	23.135	127.9	56.125	105.22	0.267	15:22:40.141
14 -	33.043	136.3	23.031	127.4	56.074	105.31	0.216	15:23:36.215
15 -	32.946	136.3	23.002	127.7	55.948 (2)	105.55	0.090	15:24:32.163
16 -	32.951	135.5	23.094	127.7	56.045	105.37	0.187	15:25:28.208
17 -	33.001	135.0	22.857	127.9	55.858 (1)	105.72		15:26:24.066
18 -	32.915	135.2	23.097	126.7	56.012	105.43	0.154	15:27:20.078
19 -	32.947	135.2	23.182	125.7	56.129	105.21	0.271	15:28:16.207
20 -	33.062	135.2	22.891	127.4	55.953 (3)	105.54	0.095	15:29:12.160
21 -	32.912	135.0	23.090	128.1	56.002	105.45	0.144	15:30:08.162
22 -	32.974	135.0	23.060	127.4	56.034	105.39	0.176	15:31:04.196

P5 26

Juan ROSSO

Mygale M13-SJ - Mountune - Radical Motorsport

IDEAL LAP TIME : 55.823

BEST LAP TIME : 56.045

DIFFERENCE : 0.222

LAP	SECTOR 1		SECTOR 2		LAP TIME	MPH	DIFF	TIME OF DAY
1 -		135.0	23.466	128.4	1:00.324	97.89	4.279	15:11:23.151
2 -	33.444	137.5	23.315	126.9	56.759	104.04	0.714	15:12:19.910
3 -	33.487	134.7	23.233	128.9	56.720	104.11	0.675	15:13:16.630
4 -	33.362	135.5	22.781	127.7	56.143	105.18	0.098	15:14:12.773
5 -	33.042	135.2	23.116	127.2	56.158	105.16	0.113	15:15:08.931
6 -	33.373	134.7	23.044	126.9	56.417	104.67	0.372	15:16:05.348
7 -	33.091	135.2	22.954	127.2	56.045 (1)	105.37		15:17:01.393
8 -	33.049	135.0	23.719	126.4	56.768	104.03	0.723	15:17:58.161
9 -	33.189	135.0	23.095	126.7	56.284	104.92	0.239	15:18:54.445
10 -	33.164	135.0	23.124	125.7	56.288	104.91	0.243	15:19:50.733
11 -	33.532	133.4	23.133	126.7	56.665	104.22	0.620	15:20:47.398
12 -	33.237	134.2	22.957	126.2	56.194	105.09	0.149	15:21:43.592
13 -	33.200	134.7	22.853	126.4	56.053 (2)	105.35	0.008	15:22:39.645
14 -	33.185	134.7	22.883	126.4	56.068 (3)	105.33	0.023	15:23:35.713
15 -	33.167	133.9	22.973	126.4	56.140	105.19	0.095	15:24:31.853
16 -	33.281	133.1	23.361	127.2	56.642	104.26	0.597	15:25:28.495
17 -	33.243	134.7	23.068	125.7	56.311	104.87	0.266	15:26:24.806

Silverstone National

Circuit Length = 1.6404 miles

Start: 15:10 Flag 15:30 End: 15:31

Weather / Track : Bright / Dry

2014 Dunlop MSA Formula Ford Championship of Great Britain

ROUND 25 - SECTOR ANALYSIS

SECTOR 1 = FL to I1, SECTOR 2 = I1 to FL, DIFF = Difference To Personal Best Lap

18 -	33.160	134.7	22.995	126.7	56.155	105.16	0.110	15:27:20.961
19 -	33.327	134.4	23.246	126.4	56.573	104.39	0.528	15:28:17.534
20 -	33.684	134.2	23.432	125.9	57.116	103.39	1.071	15:29:14.650
21 -	33.402	135.0	23.270	127.2	56.672	104.20	0.627	15:30:11.322
22 -	33.936	133.1	23.221	126.4	57.157	103.32	1.112	15:31:08.479

P6		11 S		Ricky COLLARD		Mygale M12-SJ - Swindon - Falcon Motorsport		
IDEAL LAP TIME : 55.985		BEST LAP TIME : 55.989		DIFFERENCE : 0.004				
LAP	SECTOR 1	SECTOR 2	LAP TIME	MPH	DIFF	TIME OF DAY		
1 -		133.9	22.986	126.7	59.147	99.84	3.158	15:11:21.974
2 -	33.396	133.6	22.948	126.2	56.344	104.81	0.355	15:12:18.318
3 -	33.356	133.6	23.082	125.2	56.438	104.63	0.449	15:13:14.756
4 -	33.399	133.1	23.116	125.9	56.515	104.49	0.526	15:14:11.271
5 -	33.395	132.3	23.446	126.2	56.841	103.89	0.852	15:15:08.112
6 -	33.672	132.1	23.019	125.9	56.691	104.17	0.702	15:16:04.803
7 -	33.235	133.1	23.028	125.7	56.263	104.96	0.274	15:17:01.066
8 -	33.193	132.1	23.641	125.2	56.834	103.91	0.845	15:17:57.900
9 -	33.183	133.4	23.000	125.7	56.183	105.11	0.194	15:18:54.083
10 -	33.264	132.8	22.866	125.7	56.130 (3)	105.21	0.141	15:19:50.213
11 -	33.157	133.1	22.832	125.7	55.989 (1)	105.47		15:20:46.202
12 -	33.153	132.8	23.014	125.5	56.167	105.14	0.178	15:21:42.369
13 -	33.282	133.1	22.945	125.5	56.227	105.03	0.238	15:22:38.596
14 -	33.301	133.1	22.889	125.7	56.190	105.10	0.201	15:23:34.786
15 -	33.353	132.8	22.978	125.5	56.331	104.83	0.342	15:24:31.117
16 -	33.381	132.1	23.010	125.5	56.391	104.72	0.402	15:25:27.508
17 -	33.212	132.6	22.873	125.5	56.085 (2)	105.29	0.096	15:26:23.593
18 -	33.402	131.3	23.278	125.9	56.680	104.19	0.691	15:27:20.273
19 -	33.682	132.8	23.415	124.7	57.097	103.43	1.108	15:28:17.370
20 -	33.766	131.5	23.257	125.2	57.023	103.56	1.034	15:29:14.393
21 -	33.474	131.8	23.381	125.2	56.855	103.87	0.866	15:30:11.248
22 -	34.104	134.2	23.201	126.7	57.305	103.05	1.316	15:31:08.553

P7		94 S		Michael O'BRIEN		Mygale M12-SJ - Scholar - MBM Motorsport		
IDEAL LAP TIME : 56.214		BEST LAP TIME : 56.260		DIFFERENCE : 0.046				
LAP	SECTOR 1	SECTOR 2	LAP TIME	MPH	DIFF	TIME OF DAY		
1 -		134.2	23.778	126.4	1:00.885	96.99	4.625	15:11:23.712
2 -	33.586	133.6	23.364	125.9	56.950	103.69	0.690	15:12:20.662
3 -	33.461	133.6	23.226	126.2	56.687	104.18	0.427	15:13:17.349
4 -	33.267	133.6	23.100	126.4	56.367 (3)	104.77	0.107	15:14:13.716
5 -	33.171	133.4	23.089	126.4	56.260 (1)	104.97		15:15:09.976
6 -	33.258	134.4	23.299	126.2	56.557	104.41	0.297	15:16:06.533
7 -	33.344	133.1	23.160	126.7	56.504	104.51	0.244	15:17:03.037
8 -	33.257	133.4	23.151	126.4	56.408	104.69	0.148	15:17:59.445
9 -	33.163	133.6	23.280	126.2	56.443	104.63	0.183	15:18:55.888
10 -	33.309	133.6	23.205	126.2	56.514	104.49	0.254	15:19:52.402
11 -	33.237	133.6	23.210	125.7	56.447	104.62	0.187	15:20:48.849
12 -	33.244	133.9	23.151	126.4	56.395	104.71	0.135	15:21:45.244
13 -	33.136	133.9	23.477	125.7	56.613	104.31	0.353	15:22:41.857
14 -	33.361	133.9	23.276	125.7	56.637	104.27	0.377	15:23:38.494
15 -	33.340	133.6	23.292	125.9	56.632	104.28	0.372	15:24:35.126
16 -	33.340	133.1	23.381	126.2	56.721	104.11	0.461	15:25:31.847
17 -	33.365	132.8	23.211	126.4	56.576	104.38	0.316	15:26:28.423
18 -	33.350	133.6	23.272	126.2	56.622	104.29	0.362	15:27:25.045
19 -	33.206	133.4	23.078	126.2	56.284 (2)	104.92	0.024	15:28:21.329
20 -	33.433	133.6	23.256	126.2	56.689	104.17	0.429	15:29:18.018
21 -	33.416	134.4	23.438	126.4	56.854	103.87	0.594	15:30:14.872
22 -	33.447	134.2	23.223	123.6	56.670	104.21	0.410	15:31:11.542

P8		25 S		Louise RICHARDSON		Mygale M12-SJ - Mountune - Richardson Racing		
IDEAL LAP TIME : 56.294		BEST LAP TIME : 56.294		DIFFERENCE : 0.000				
LAP	SECTOR 1	SECTOR 2	LAP TIME	MPH	DIFF	TIME OF DAY		
1 -		132.6	24.027	127.2	1:01.413	96.16	5.119	15:11:24.240

Weather / Track : Bright / Dry

Silverstone National
Circuit Length = 1.6404 miles
Start: 15:10 Flag 15:30 End: 15:31

2014 Dunlop MSA Formula Ford Championship of Great Britain

ROUND 25 - SECTOR ANALYSIS

SECTOR 1 = FL to I1, SECTOR 2 = I1 to FL, DIFF = Difference To Personal Best Lap

2 -	33.802	134.2	23.098	125.9	56.900	103.79	0.606	15:12:21.140
3 -	33.482	133.9	23.142	126.4	56.624	104.29	0.330	15:13:17.764
4 -	33.377	133.9	23.021	126.2	56.398 (2)	104.71	0.104	15:14:14.162
5 -	34.310	128.8	23.194	126.2	57.504	102.70	1.210	15:15:11.666
6 -	33.470	133.1	23.158	125.7	56.628	104.28	0.334	15:16:08.294
7 -	33.343	133.4	22.951	125.5	56.294 (1)	104.90		15:17:04.588
8 -	33.535	132.6	23.169	125.5	56.704	104.14	0.410	15:18:01.292
9 -	33.622	132.6	22.978	125.7	56.600	104.34	0.306	15:18:57.892
10 -	33.508	132.6	23.170	125.2	56.678	104.19	0.384	15:19:54.570
11 -	33.532	132.6	23.399	125.2	56.931	103.73	0.637	15:20:51.501
12 -	33.744	132.1	23.182	125.5	56.926	103.74	0.632	15:21:48.427
13 -	33.611	133.1	23.060	125.9	56.671	104.20	0.377	15:22:45.098
14 -	33.509	132.6	23.074	125.7	56.583 (3)	104.37	0.289	15:23:41.681
15 -	33.912	131.5	23.209	125.2	57.121	103.38	0.827	15:24:38.802
16 -	33.557	132.1	23.241	125.5	56.798	103.97	0.504	15:25:35.600
17 -	33.526	132.3	23.188	125.7	56.714	104.13	0.420	15:26:32.314
18 -	33.696	132.8	23.254	125.5	56.950	103.69	0.656	15:27:29.264
19 -	33.718	132.8	23.531	125.2	57.249	103.15	0.955	15:28:26.513
20 -	33.827	132.8	23.566	125.2	57.393	102.89	1.099	15:29:23.906
21 -	33.646	132.3	23.768	125.0	57.414	102.86	1.120	15:30:21.320
22 -	33.730	133.1	23.303	125.2	57.033	103.54	0.739	15:31:18.353

P9 23 S Chris MEALIN

Mygale M12-SJ - Swindon - Falcon Motorsport

IDEAL LAP TIME : 56.728

BEST LAP TIME : 56.769

DIFFERENCE : 0.041

LAP	SECTOR 1		SECTOR 2		LAP TIME	MPH	DIFF	TIME OF DAY
1 -		133.4	23.727	127.2	1:01.697	95.71	4.928	15:11:24.524
2 -	34.244	132.8	23.358	125.2	57.602	102.52	0.833	15:12:22.126
3 -	34.396	132.6	23.307	125.5	57.703	102.34	0.934	15:13:19.829
4 -	33.774	132.3	23.226	125.2	57.000	103.60	0.231	15:14:16.829
5 -	33.835	132.6	23.415	125.7	57.250	103.15	0.481	15:15:14.079
6 -	33.749	133.1	23.378	125.2	57.127	103.37	0.358	15:16:11.206
7 -	33.857	132.6	23.341	125.9	57.198	103.24	0.429	15:17:08.404
8 -	33.882	130.0	23.561	125.7	57.443	102.80	0.674	15:18:05.847
9 -	33.664	131.5	23.214	125.7	56.878 (3)	103.83	0.109	15:19:02.725
10 -	33.555	131.8	23.436	125.0	56.991	103.62	0.222	15:19:59.716
11 -	34.383	133.4	23.540	125.0	57.923	101.95	1.154	15:20:57.639
12 -	33.694	132.1	23.262	125.0	56.956	103.68	0.187	15:21:54.595
13 -	33.597	132.1	23.265	124.7	56.862 (2)	103.85	0.093	15:22:51.457
14 -	33.707	131.0	23.381	124.5	57.088	103.44	0.319	15:23:48.545
15 -	34.120	131.3	23.318	125.2	57.438	102.81	0.669	15:24:45.983
16 -	33.721	130.5	23.494	125.5	57.215	103.21	0.446	15:25:43.198
17 -	33.813	131.3	23.376	125.2	57.189	103.26	0.420	15:26:40.387
18 -	33.749	131.0	23.251	125.2	57.000	103.60	0.231	15:27:37.387
19 -	33.596	131.5	23.173	125.5	56.769 (1)	104.02		15:28:34.156
20 -	33.594	131.0	23.343	125.5	56.937	103.72	0.168	15:29:31.093
21 -	34.099	131.3	24.149	125.2	58.248	101.38	1.479	15:30:29.341
22 -	34.062	132.1	23.256	125.5	57.318	103.03	0.549	15:31:26.659

P10 79 S Jessica HAWKINS

Mygale M12-SJ - Scholar - MBM Motorsport

IDEAL LAP TIME : 56.608

BEST LAP TIME : 56.721

DIFFERENCE : 0.113

LAP	SECTOR 1		SECTOR 2		LAP TIME	MPH	DIFF	TIME OF DAY
1 -		132.6	24.187	124.5	1:03.822	92.53	7.101	15:11:26.649
2 -	34.004	131.8	23.631	124.7	57.635	102.46	0.914	15:12:24.284
3 -	33.876	132.3	23.503	124.5	57.379	102.92	0.658	15:13:21.663
4 -	33.899	132.3	23.544	124.7	57.443	102.80	0.722	15:14:19.106
5 -	33.762	132.3	23.437	124.7	57.199	103.24	0.478	15:15:16.305
6 -	33.703	132.3	23.589	124.0	57.292	103.08	0.571	15:16:13.597
7 -	33.633	132.8	23.379	125.2	57.012	103.58	0.291	15:17:10.609
8 -	33.484	132.6	23.304	125.2	56.788	103.99	0.067	15:18:07.397
9 -	33.426	132.8	23.323	125.0	56.749 (2)	104.06	0.028	15:19:04.146
10 -	33.666	130.8	23.271	125.2	56.937	103.72	0.216	15:20:01.083
11 -	33.553	133.4	23.497	124.3	57.050	103.51	0.329	15:20:58.133
12 -	33.658	132.8	23.397	125.0	57.055	103.50	0.334	15:21:55.188

Silverstone National

Circuit Length = 1.6404 miles

Start: 15:10 Flag 15:30 End: 15:31

Weather / Track : Bright / Dry

2014 Dunlop MSA Formula Ford Championship of Great Britain

ROUND 25 - SECTOR ANALYSIS

SECTOR 1 = FL to I1, SECTOR 2 = I1 to FL, DIFF = Difference To Personal Best Lap

13 -	33.539	133.4	23.182	124.7	56.721 (1)	104.11			15:22:51.909
14 -	33.494	130.3	23.267	125.5	56.761 (3)	104.04	0.040		15:23:48.670
15 -	34.180	131.5	23.344	125.2	57.524	102.66	0.803		15:24:46.194
16 -	33.674	131.8	23.624	124.7	57.298	103.06	0.577		15:25:43.492
17 -	33.686	130.8	23.627	124.7	57.313	103.04	0.592		15:26:40.805
18 -	33.740	132.3	23.377	124.5	57.117	103.39	0.396		15:27:37.922
19 -	35.562	123.8	23.753	124.3	59.315	99.56	2.594		15:28:37.237
20 -	33.878	132.1	23.515	124.5	57.393	102.89	0.672		15:29:34.630
21 -	33.748	131.8	23.689	124.3	57.437	102.81	0.716		15:30:32.067
22 -	33.639	132.1	23.786	124.0	57.425	102.84	0.704		15:31:29.492

P11 20 S Clay MITCHELL

Mygale M12-SJ - Mountune - JTR

IDEAL LAP TIME : 56.455

BEST LAP TIME : 56.521

DIFFERENCE : 0.066

LAP	SECTOR 1		SECTOR 2		LAP TIME	MPH	DIFF	TIME OF DAY
1 -		135.5	23.571	128.1	1:01.062	96.71	4.541	15:11:23.889
2 -	33.682	135.2	23.829	126.9	57.511	102.68	0.990	15:12:21.400
3 -	34.225	134.7	23.432	125.7	57.657	102.42	1.136	15:13:19.057
4 -	33.819	133.9	23.668	126.9	57.487	102.73	0.966	15:14:16.544
5 -	33.640	134.2	23.488	126.9	57.128	103.37	0.607	15:15:13.672
6 -	33.602	135.0	23.456	126.9	57.058	103.50	0.537	15:16:10.730
7 -	33.709	133.6	23.525	126.9	57.234	103.18	0.713	15:17:07.964
8 -	34.323	132.1	23.784	127.7	58.107	101.63	1.586	15:18:06.071
9 -	33.516	134.4	23.443	126.9	56.959	103.68	0.438	15:19:03.030
10 -	33.453	134.4	23.404	127.4	56.857	103.86	0.336	15:19:59.887
11 -	34.015	133.9	23.327	126.4	57.342	102.99	0.821	15:20:57.229
12 -	33.462	133.9	23.132	126.9	56.594 (2)	104.35	0.073	15:21:53.823
13 -	33.573	133.9	23.272	126.4	56.845	103.89	0.324	15:22:50.668
14 -	33.692	133.9	23.237	126.4	56.929	103.73	0.408	15:23:47.597
15 -	33.481	133.9	23.331	126.7	56.812	103.95	0.291	15:24:44.409
16 -	33.405	133.6	23.227	127.2	56.632 (3)	104.28	0.111	15:25:41.041
17 -	33.977	133.4	23.873	124.7	57.850	102.08	1.329	15:26:38.891
18 -	36.734	111.8	IN PIT		1:10.306 P	83.99	13.785	15:27:49.197
19 -	OUTLAP	133.1	24.078	126.4	1:28.099	67.03	31.578	15:29:17.296
20 -	33.786	135.2	23.134	126.4	56.920	103.75	0.399	15:30:14.216
21 -	33.471	134.4	23.050	127.2	56.521 (1)	104.48		15:31:10.737

P12 88 Greg HOLLOWAY

Sinter LA12 - Scholar - SWB Motorsport

IDEAL LAP TIME : 58.167

BEST LAP TIME : 58.276

DIFFERENCE : 0.109

LAP	SECTOR 1		SECTOR 2		LAP TIME	MPH	DIFF	TIME OF DAY
1 -		129.3	24.120	124.0	1:04.596	91.42	6.320	15:11:27.423
2 -	35.351	129.0	23.828	122.6	59.179	99.79	0.903	15:12:26.602
3 -	36.001	126.1	24.052	123.3	1:00.053	98.34	1.777	15:13:26.655
4 -	34.711	130.8	23.703	124.0	58.414 (3)	101.10	0.138	15:14:25.069
5 -	34.464	130.5	23.812	124.0	58.276 (1)	101.33		15:15:23.345
6 -	34.663	130.3	24.930	123.8	59.593	99.10	1.317	15:16:22.938
7 -	34.784	131.5	24.716	124.0	59.500	99.25	1.224	15:17:22.438
8 -	34.993	130.5	24.158	123.6	59.151	99.84	0.875	15:18:21.589
9 -	34.598	131.0	23.819	124.3	58.417	101.09	0.141	15:19:20.006
10 -	34.650	131.8	24.045	123.6	58.695	100.61	0.419	15:20:18.701
11 -	34.635	128.5	24.137	123.8	58.772	100.48	0.496	15:21:17.473
12 -	34.606	131.8	24.011	124.0	58.617	100.75	0.341	15:22:16.090
13 -	34.476	132.1	23.907	124.0	58.383 (2)	101.15	0.107	15:23:14.473
14 -	34.519	132.1	24.005	124.0	58.524	100.91	0.248	15:24:12.997
15 -	37.461	131.0	24.059	124.0	1:01.520	95.99	3.244	15:25:14.517
16 -	34.555	131.0	24.721	108.5	59.276	99.63	1.000	15:26:13.793
17 -	36.575	130.8	24.202	122.9	1:00.777	97.16	2.501	15:27:14.570
18 -	34.923	130.8	24.151	123.8	59.074	99.97	0.798	15:28:13.644
19 -	35.971	122.9	25.016	107.8	1:00.987	96.83	2.711	15:29:14.631
20 -	35.367	132.6	24.200	112.6	59.567	99.14	1.291	15:30:14.198
21 -	35.970	132.1	24.013	124.0	59.983	98.45	1.707	15:31:14.181

Weather / Track : Bright / Dry

Silverstone National

Circuit Length = 1.6404 miles

Start: 15:10 Flag 15:30 End: 15:31

2014 Dunlop MSA Formula Ford Championship of Great Britain

ROUND 25 - SECTOR ANALYSIS

SECTOR 1 = FL to I1, SECTOR 2 = I1 to FL, DIFF = Difference To Personal Best Lap

P13 18		Max MARSHALL			Mygale M12 SJ - Mountune - JTR			
IDEAL LAP TIME : 55.905		BEST LAP TIME : 56.027			DIFFERENCE : 0.122			
LAP	SECTOR 1		SECTOR 2		LAP TIME	MPH	DIFF	TIME OF DAY
1 -		135.2	23.653	127.7	1:00.194	98.10	4.167	15:11:23.021
2 -	33.473	135.5	22.981	128.4	56.454 (3)	104.61	0.427	15:12:19.475
3 -	33.388	134.7	22.785	127.7	56.173 (2)	105.13	0.146	15:13:15.648
4 -	33.120	135.2	22.907	128.4	56.027 (1)	105.40		15:14:11.675
5 -	33.133	135.8	23.528	128.1	56.661	104.22	0.634	15:15:08.336

Weather / Track : Bright / Dry

Results can be found at www.tsl-timing.com

Page 6 of 6

Silverstone National
Circuit Length = 1.6404 miles
Start: 15:10 Flag 15:30 End: 15:31

Printed - 15:32 Saturday, 27 September 2014

2014 Dunlop MSA Formula Ford Championship of Great Britain

ROUND 25 - BEST SPEEDS

POS	SECTOR 1			SECTOR 2			FINISH LINE		
	NO	NAME	MPH	NO	NAME	MPH	NO	NAME	MPH
1	26	Juan ROSSO	137.5				74	James ABBOTT	129.7
2	74	James ABBOTT	136.6				16	Ashley SUTTON	129.2
3	2	Jayde KRUGER	136.1				6	Harrison SCOTT	128.9
4	16	Ashley SUTTON	135.8				26	Juan ROSSO	128.9
5	18	Max MARSHALL	135.8				2	Jayde KRUGER	128.7
6	20	Clay MITCHELL	135.5				18	Max MARSHALL	128.4
7	6	Harrison SCOTT	134.7				20	Clay MITCHELL	128.1
8	94	Michael O'BRIEN	134.4				23	Chris MEALIN	127.2
9	11	Ricky COLLARD	134.2				25	Louise RICHARDSON	127.2
10	25	Louise RICHARDSON	134.2				11	Ricky COLLARD	126.7
11	23	Chris MEALIN	133.4				94	Michael O'BRIEN	126.7
12	79	Jessica HAWKINS	133.4				79	Jessica HAWKINS	125.5
13	88	Greg HOLLOWAY	132.6				88	Greg HOLLOWAY	124.3
14									

Weather / Track : Bright / Dry

Results can be found at www.tsl-timing.com

Silverstone National
Circuit Length = 1.6404 miles
Start: 15:10 Flag 15:30 End: 15:31

Printed - 15:31 Saturday, 27 September 2014

2014 Dunlop MSA Formula Ford Championship of Great Britain

ROUND 25 - BEST SECTORS

SECTOR 1			SECTOR 2			IDEAL / BEST COMPARISON						
POS	NO	NAME	TIME	NO	NAME	TIME	POS	NO	NAME	IDEAL	BEST	DIFF
1	2	KRUGER	32.832	16	SUTTON	22.721			PERFECT LAP	55.553		
2	6	SCOTT	32.884	2	KRUGER	22.732	1	2	KRUGER	55.564	55.656	0.092
3	16	SUTTON	32.896	26	ROSSO	22.781	2	16	SUTTON	55.617	55.707	0.090
4	74	ABBOTT	32.912	18	MARSHALL	22.785	3	6	SCOTT	55.713	55.776	0.063
5	26	ROSSO	33.042	6	SCOTT	22.829	4	74	ABBOTT	55.769	55.858	0.089
6	18	MARSHALL	33.120	11	COLLARD	22.832	5	26	ROSSO	55.823	56.045	0.222
7	94	O'BRIEN	33.136	74	ABBOTT	22.857	6	18	MARSHALL	55.905	56.027	0.122
8	11	COLLARD	33.153	25	RICHARDSON	22.951	7	11	COLLARD	55.985	55.989	0.004
9	25	RICHARDSON	33.343	20	MITCHELL	23.050	8	94	O'BRIEN	56.214	56.260	0.046
10	20	MITCHELL	33.405	94	O'BRIEN	23.078	9	25	RICHARDSON	56.294	56.294	0.000
11	79	HAWKINS	33.426	23	MEALIN	23.173	10	20	MITCHELL	56.455	56.521	0.066
12	23	MEALIN	33.555	79	HAWKINS	23.182	11	79	HAWKINS	56.608	56.721	0.113
13	88	HOLLOWAY	34.464	88	HOLLOWAY	23.703	12	23	MEALIN	56.728	56.769	0.041
14							13	88	HOLLOWAY	58.167	58.276	0.109

Weather / Track : Bright / Dry

Results can be found at www.tsl-timing.com

Silverstone National
 Circuit Length = 1.6404 miles
 Start: 15:10 Flag 15:30 End: 15:31

Printed - 15:31 Saturday, 27 September 2014

2014 Dunlop MSA Formula Ford Championship of Great Britain

ROUND 25 - LAP CHART

LAP 1 @ 15:11:20.358			LAP 2 @ 15:12:16.391			LAP 3 @ 15:13:12.337			LAP 4 @ 15:14:08.265			LAP 5 @ 15:15:04.017		
NO	BEHIND	LAP TIME	NO	BEHIND	LAP TIME	NO	BEHIND	LAP TIME	NO	BEHIND	LAP TIME	NO	BEHIND	LAP TIME
2		57.531	2		56.033	2		55.946	2		55.928	2		55.752
6	0.710	58.241	6	0.714	56.037	6	0.804	56.036	6	0.841	55.965	6	0.919	55.830
16	1.091	58.622	16	1.302	56.244	16	1.202	55.846	16	1.173	55.899	16	1.216	55.795
11	1.616	59.147	11	1.927	56.344	11	2.419	56.438	11	3.006	56.515	11	4.095	56.841
74	2.321	59.852	74	2.863	56.575	18	3.311	56.173	18	3.410	56.027	18	4.319	56.661
18	2.663	1:00.194	18	3.084	56.454	74	4.164	57.247	74	4.223	55.987	74	4.487	56.016
26	2.793	1:00.324	26	3.519	56.759	26	4.293	56.720	26	4.508	56.143	26	4.914	56.158
94	3.354	1:00.885	94	4.271	56.950	94	5.012	56.687	94	5.451	56.367	94	5.959	56.260
20	3.531	1:01.062	25	4.749	56.900	25	5.427	56.624	25	5.897	56.398	25	7.649	57.504
25	3.882	1:01.413	20	5.009	57.511	20	6.720	57.657	20	8.279	57.487	20	9.655	57.128
23	4.166	1:01.697	23	5.735	57.602	23	7.492	57.703	23	8.564	57.000	23	10.062	57.250
79	6.291	1:03.822	79	7.893	57.635	79	9.326	57.379	79	10.841	57.443	79	12.288	57.199
88	7.065	1:04.596	88	10.211	59.179	88	14.318	1:00.053	88	16.804	58.414	88	19.328	58.276

Weather / Track : Bright / Dry

2014 Dunlop MSA Formula Ford Championship of Great Britain

ROUND 25 - LAP CHART

LAP 6 @ 15:15:59.684			LAP 7 @ 15:16:55.836			LAP 8 @ 15:17:51.772			LAP 9 @ 15:18:47.512			LAP 10 @ 15:19:43.347		
NO	BEHIND	LAP TIME	NO	BEHIND	LAP TIME	NO	BEHIND	LAP TIME	NO	BEHIND	LAP TIME	NO	BEHIND	LAP TIME
2		55.667	2		56.152	2		55.936	2		55.740	2		55.835
6	1.115	55.863	6	0.926	55.963	6	0.905	55.915	6	1.053	55.888	6	1.058	55.840
16	1.478	55.929	16	1.306	55.980	16	1.312	55.942	16	1.540	55.968	16	1.412	55.707
11	5.119	56.691	11	5.230	56.263	11	6.128	56.834	11	6.571	56.183	11	6.866	56.130
26	5.664	56.417	26	5.557	56.045	26	6.389	56.768	26	6.933	56.284	26	7.386	56.288
74	6.138	57.318	74	6.637	56.651	74	6.777	56.076	74	7.271	56.234	74	7.489	56.053
94	6.849	56.557	94	7.201	56.504	94	7.673	56.408	94	8.376	56.443	94	9.055	56.514
25	8.610	56.628	25	8.752	56.294	25	9.520	56.704	25	10.380	56.600	25	11.223	56.678
20	11.046	57.058	20	12.128	57.234	23	14.075	57.443	23	15.213	56.878	23	16.369	56.991
23	11.522	57.127	23	12.568	57.198	20	14.299	58.107	20	15.518	56.959	20	16.540	56.857
79	13.913	57.292	79	14.773	57.012	79	15.625	56.788	79	16.634	56.749	79	17.736	56.937
88	23.254	59.593	88	26.602	59.500	88	29.817	59.151	88	32.494	58.417	88	35.354	58.695

Weather / Track : Bright / Dry

2014 Dunlop MSA Formula Ford Championship of Great Britain

ROUND 25 - LAP CHART

LAP 11 @ 15:20:39.152			LAP 12 @ 15:21:35.013			LAP 13 @ 15:22:30.877			LAP 14 @ 15:23:26.776			LAP 15 @ 15:24:22.518		
NO	BEHIND	LAP TIME	NO	BEHIND	LAP TIME	NO	BEHIND	LAP TIME	NO	BEHIND	LAP TIME	NO	BEHIND	LAP TIME
2		55.805	2		55.861	2		55.864	2		55.899	2		55.742
6	1.137	55.884	6	1.215	55.939	6	1.240	55.889	6	1.175	55.834	6	1.263	55.830
16	1.422	55.815	16	1.578	56.017	16	1.572	55.858	16	1.536	55.863	16	1.779	55.985
11	7.050	55.989	11	7.356	56.167	11	7.719	56.227	11	8.010	56.190	11	8.599	56.331
26	8.246	56.665	26	8.579	56.194	26	8.768	56.053	26	8.937	56.068	26	9.335	56.140
74	8.405	56.721	74	9.003	56.459	74	9.264	56.125	74	9.439	56.074	74	9.645	55.948
94	9.697	56.447	94	10.231	56.395	94	10.980	56.613	94	11.718	56.637	94	12.608	56.632
25	12.349	56.931	25	13.414	56.926	25	14.221	56.671	25	14.905	56.583	25	16.284	57.121
20	18.077	57.342	20	18.810	56.594	20	19.791	56.845	20	20.821	56.929	20	21.891	56.812
23	18.487	57.923	23	19.582	56.956	23	20.580	56.862	23	21.769	57.088	23	23.465	57.438
79	18.981	57.050	79	20.175	57.055	79	21.032	56.721	79	21.894	56.761	79	23.676	57.524
88	38.321	58.772	88	41.077	58.617	88	43.596	58.383	88	46.221	58.524	88	51.999	1:01.520

Weather / Track : Bright / Dry

2014 Dunlop MSA Formula Ford Championship of Great Britain

ROUND 25 - LAP CHART

LAP 16 @ 15:25:18.379			LAP 17 @ 15:26:14.035			LAP 18 @ 15:27:10.044			LAP 19 @ 15:28:06.143			LAP 20 @ 15:29:02.333		
NO	BEHIND	LAP TIME	NO	BEHIND	LAP TIME	NO	BEHIND	LAP TIME	NO	BEHIND	LAP TIME	NO	BEHIND	LAP TIME
2		55.861	2		55.656	2		56.009	2		56.099	2		56.190
6	1.273	55.871	6	1.393	55.776	6	1.764	56.380	6	1.760	56.095	6	1.566	55.996
16	1.821	55.903	16	1.885	55.720	16	2.025	56.149	16	1.981	56.055	16	1.829	56.038
11	9.129	56.391	11	9.558	56.085	88	1 Lap	1:00.777	88	1 Lap	59.074	74	9.827	55.953
74	9.829	56.045	74	10.031	55.858	74	10.034	56.012	74	10.064	56.129	11	12.060	57.023
26	10.116	56.642	26	10.771	56.311	11	10.229	56.680	11	11.227	57.097	88	1 Lap	1:00.987
94	13.468	56.721	94	14.388	56.576	26	10.917	56.155	26	11.391	56.573	26	12.317	57.116
25	17.221	56.798	25	18.279	56.714	94	15.001	56.622	94	15.186	56.284	20	1 Lap	1:28.099
20	22.662	56.632	20	24.856	57.850	25	19.220	56.950	25	20.370	57.249	94	15.685	56.689
23	24.819	57.215	23	26.352	57.189	23	27.343	57.000	23	28.013	56.769	25	21.573	57.393
79	25.113	57.298	79	26.770	57.313	79	27.878	57.117	79	31.094	59.315	23	28.760	56.937
88	55.414	59.276				20	39.153	1:10.306 P				79	32.297	57.393

Weather / Track : Bright / Dry

2014 Dunlop MSA Formula Ford Championship of Great Britain

ROUND 25 - LAP CHART

LAP 21 @ 15:29:58.486			LAP 22 @ 15:30:54.811		
NO	BEHIND	LAP TIME	NO	BEHIND	LAP TIME
2		56.153	2		56.325
6	1.669	56.256	6	1.642	56.298
16	1.783	56.107	16	1.919	56.461
74	9.676	56.002	74	9.385	56.034
11	12.762	56.855	26	13.668	57.157
26	12.836	56.672	11	13.742	57.305
88	1 Lap	59.567	20	1 Lap	56.521
20	1 Lap	56.920	94	16.731	56.670
94	16.386	56.854	88	1 Lap	59.983
25	22.834	57.414	25	23.542	57.033
23	30.855	58.248	23	31.848	57.318
79	33.581	57.437	79	34.681	57.425

Weather / Track : Bright / Dry

Results can be found at www.tsl-timing.com

Page 5 of 5

Silverstone National
Circuit Length = 1.6404 miles
Start: 15:10 Flag 15:30 End: 15:31

Printed - 15:32 Saturday, 27 September 2014

2014 Dunlop MSA Formula Ford Championship of Great Britain

ROUND 25 - POSITION CHART

No	Name	Lap																						
		Pos	1	2	3	4	5	6	7	8	9	10	11	12	13	14	15	16	17	18	19	20	21	22
2	KRUGER	1	2	2	2	2	2	2	2	2	2	2	2	2	2	2	2	2	2	2	2	2	2	2
6	SCOTT	2	6	6	6	6	6	6	6	6	6	6	6	6	6	6	6	6	6	6	6	6	6	6
16	SUTTON	3	16	16	16	16	16	16	16	16	16	16	16	16	16	16	16	16	16	16	16	16	16	16
18	MARSHALL	4	11	11	11	11	11	11	11	11	11	11	11	11	11	11	11	11	11	11	74	74	74	74
74	ABBOTT	5	74	74	18	18	18	26	26	26	26	26	26	26	26	26	26	26	74	74	11	11	11	26
11	COLLARD	6	18	18	74	74	74	74	74	74	74	74	74	74	74	74	74	26	26	26	26	26	26	11
25	RICHARDSON	7	26	26	26	26	26	94	94	94	94	94	94	94	94	94	94	94	94	94	94	94	94	94
94	O'BRIEN	8	94	94	94	94	94	25	25	25	25	25	25	25	25	25	25	25	25	25	25	25	25	25
26	ROSSO	9	20	25	25	25	25	20	20	23	23	23	20	20	20	20	20	20	20	23	23	23	23	23
20	MITCHELL	10	25	20	20	20	20	23	23	20	20	20	23	23	23	23	23	23	23	23	79	79	79	79
23	MEALIN	11	23	23	23	23	23	79	79	79	79	79	79	79	79	79	79	79	79	79	20	88	88	20
79	HAWKINS	12	79	79	79	79	79	88	88	88	88	88	88	88	88	88	88	88	88	88	88	20	20	88
24	IRORO	13	88	88	88	88	88																	
88	HOLLOWAY	14																						

Weather / Track : Bright / Dry

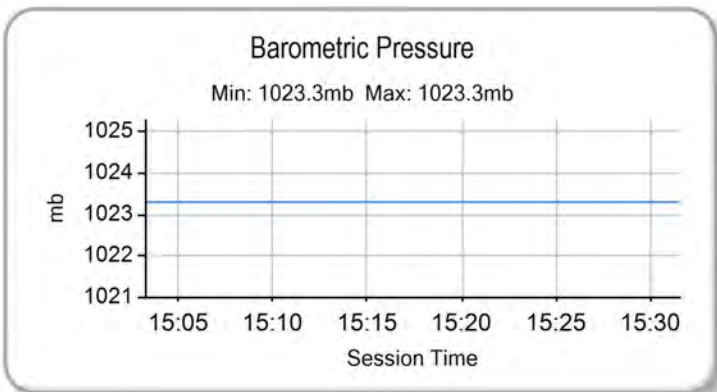
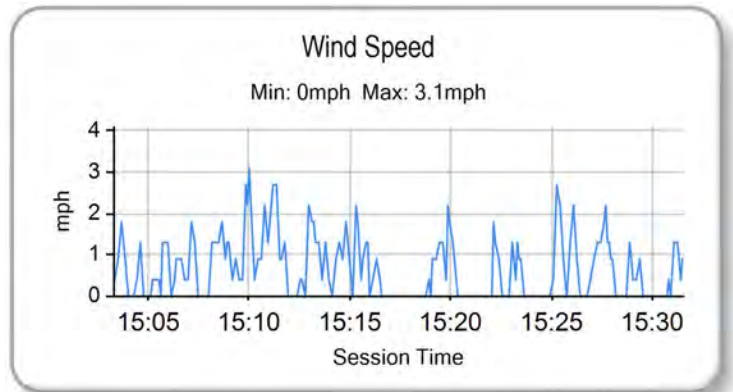
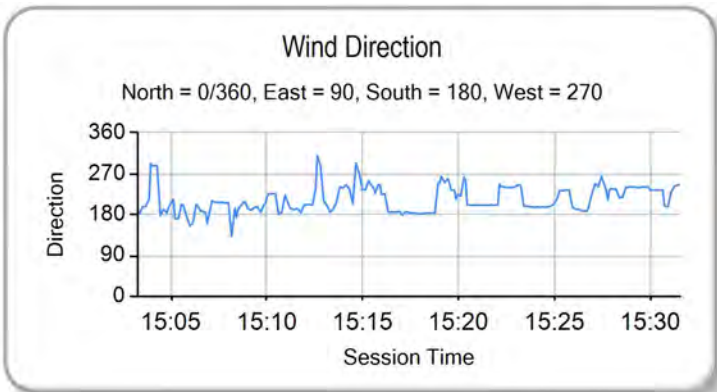
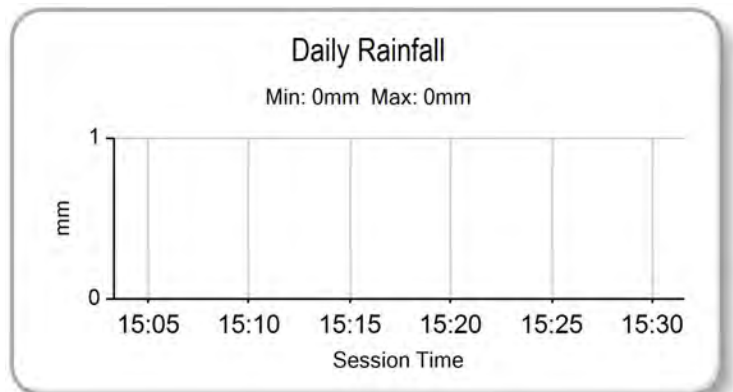
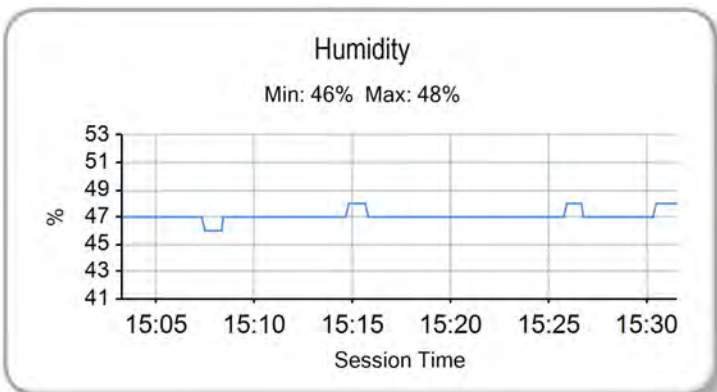
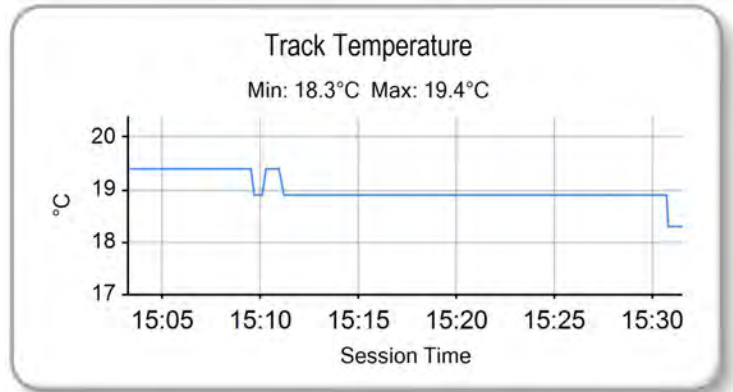
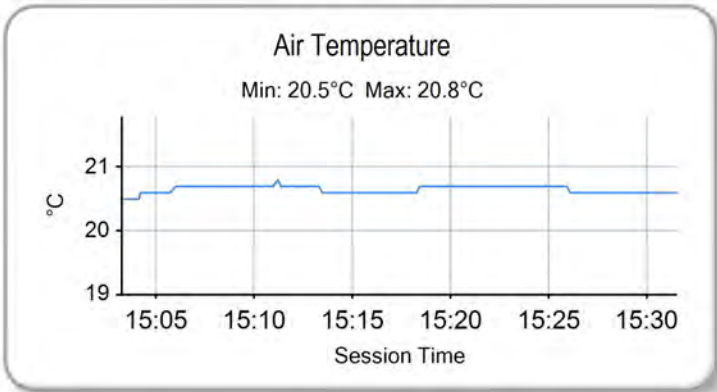
Results can be found at www.tsl-timing.com

Silverstone National
 Circuit Length = 1.6404 miles
 Start: 15:10 Flag 15:30 End: 15:31

Printed - 15:32 Saturday, 27 September 2014

2014 Dunlop MSA Formula Ford Championship of Great Britain

ROUND 25 - WEATHER CONDITIONS



Weather / Track : Bright / Dry

Results can be found at www.tsl-timing.com

Silverstone National
Circuit Length = 1.6404 miles
Start: 15:10 Flag 15:30 End: 15:31

Printed - 15:32 Saturday, 27 September 2014



2014 Dunlop MSA Formula Ford Championship of Great Britain

ROUND 26 - GRID

ROW 7	14	24 Ovie IRORO	13	18 Max MARSHALL
ROW 6	12	88 Greg HOLLOWAY	11	20 Clay MITCHELL
ROW 5	10	79 Jessica HAWKINS	9	23 Chris MEALIN
ROW 4	8	25 Louise RICHARDSON	7	94 Michael O'BRIEN
ROW 3	6	2 Jayde KRUGER	5	6 Harrison SCOTT
ROW 2	4	16 Ashley SUTTON	3	74 James ABBOTT
ROW 1	2	26 Juan ROSSO	1	11 Ricky COLLARD
Pole				

Silverstone National
Circuit Length = 1.6404 miles

These results are provisional until the conclusion of any judicial and technical matters.

Clerk Of Course :		Timekeeper :
-------------------	--	--------------

Results can be found at www.tsl-timing.com

Printed - 15:34 Saturday, 27 September 2014





2014 Dunlop MSA Formula Ford Championship of Great Britain

ROUND 26 - CLASSIFICATION

POS	NO	CL	PIC NAME	NAT	ENTRY	LAPS	TIME	GAP	DIFF	MPH	BEST	ON
1	16	S	1 Ashley SUTTON	GBR	Mygale M12-SJ - Scholar - MBM Motorsport	22	20:39.644			104.80	55.937	11
2	74		1 James ABBOTT	GBR	Mygale M13-SJ - Mountune - Radical Motorsport	22	20:41.573	1.929	1.929	104.64	55.872	7
3	2		2 Jayde KRUGER	RSA	Mygale M12 SJ - Mountune - JTR	22	20:41.670	2.026	0.097	104.63	55.621	7
4	11	S	2 Ricky COLLARD	GBR	Mygale M12-SJ - Swindon - Falcon Motorsport	22	20:47.011	7.367	5.341	104.18	56.164	4
5	26		3 Juan ROSSO	ARG	Mygale M13-SJ - Mountune - Radical Motorsport	22	20:49.316	9.672	2.305	103.99	56.397	7
6	94	S	3 Michael O'BRIEN	GBR	Mygale M12-SJ - Scholar - MBM Motorsport	22	20:56.306	16.662	6.990	103.41	56.476	9
7	25	S	4 Louise RICHARDSON	GBR	Mygale M12-SJ - Mountune - Richardson Racing	22	21:03.693	24.049	7.387	102.81	56.632	5
8	6		4 Harrison SCOTT	GBR	Mygale M13 SJ - Swindon - Falcon Motorsport	22	21:08.979	29.335	5.286	102.38	56.228	8
9	24	S	5 Ovie IRORO	NIG	Mygale M12-SJ - Scholar - Richardson Racing	21	20:47.014	1 Lap	1 Lap	99.45	58.604	6
10	88		5 Greg HOLLOWAY	AUS	Sinter LA12 - Scholar - SWB Motorsport	21	20:54.937	1 Lap	7.923	98.82	58.918	15
11	79	S	6 Jessica HAWKINS	GBR	Mygale M12-SJ - Scholar - MBM Motorsport	20	20:57.056	2 Laps	1 Lap	93.96	56.957	19

NOT CLASSIFIED

DNF	18		Max MARSHALL	GBR	Mygale M12 SJ - Mountune - JTR	3	3:12.981	19 Laps	17 Laps	91.80	57.214	2
DNF	23	S	Chris MEALIN	GBR	Mygale M12-SJ - Swindon - Falcon Motorsport	2	1:58.494	20 Laps	1 Lap	99.67	57.489	2
DNF	20	S	Clay MITCHELL	GBR	Mygale M12-SJ - Mountune - JTR	2	1:58.780	20 Laps	0.286	99.43	57.265	2

FASTEST LAP

	2		Jayde KRUGER	RSA	Mygale M12 SJ - Mountune - JTR	7	55.621			106.17 mph	170.87 kph	
	16	S	Ashley SUTTON	GBR	Mygale M12-SJ - Scholar - MBM Motorsport	11	55.937			105.57 mph	169.90 kph	

Weather / Track : Bright / Dry

These results are provisional until the conclusion of any judicial and technical matters.

Silverstone National

Circuit Length = 1.6404 miles

Start: 10:25 Flag 10:46 End: 10:47

Clerk Of Course :

Timekeeper :

Results can be found at www.tsl-timing.com

Printed - 10:48 Sunday, 28 September 2014

2014 Dunlop MSA Formula Ford Championship of Great Britain

ROUND 26 - SECTOR ANALYSIS

SECTOR 1 = FL to I1, SECTOR 2 = I1 to FL, DIFF = Difference To Personal Best Lap

P1		16 S		Ashley SUTTON		Mygale M12-SJ - Scholar - MBM Motorsport			
IDEAL LAP TIME : 55.896		BEST LAP TIME : 55.937		DIFFERENCE : 0.041					
LAP	SECTOR 1		SECTOR 2		LAP TIME	MPH	DIFF	TIME OF DAY	
1 -		133.1	23.420	125.5	59.086	99.95	3.149	10:26:56.652	
2 -	33.609	132.8	23.249	125.5	56.858	103.86	0.921	10:27:53.510	
3 -	33.144	133.9	23.002	125.7	56.146	105.18	0.209	10:28:49.656	
4 -	33.198	133.9	22.894	126.4	56.092	105.28	0.155	10:29:45.748	
5 -	33.069	134.2	22.915	126.2	55.984	105.48	0.047	10:30:41.732	
6 -	33.060	134.4	22.908	126.4	55.968	105.51	0.031	10:31:37.700	
7 -	33.089	134.4	23.005	126.7	56.094	105.28	0.157	10:32:33.794	
8 -	33.071	134.7	22.885	126.2	55.956 (2)	105.54	0.019	10:33:29.750	
9 -	33.015	135.5	23.221	126.4	56.236	105.01	0.299	10:34:25.986	
10 -	33.461	135.0	23.272	126.2	56.733	104.09	0.796	10:35:22.719	
11 -	33.056	134.2	22.881	126.7	55.937 (1)	105.57		10:36:18.656	
12 -	33.022	134.7	22.938	125.9	55.960 (3)	105.53	0.023	10:37:14.616	
13 -	33.037	134.2	23.097	125.7	56.134	105.20	0.197	10:38:10.750	
14 -	33.102	135.0	23.092	126.4	56.194	105.09	0.257	10:39:06.944	
15 -	33.082	134.7	23.000	126.2	56.082	105.30	0.145	10:40:03.026	
16 -	33.115	134.7	22.975	126.2	56.090	105.28	0.153	10:40:59.116	
17 -	33.121	134.4	23.066	126.4	56.187	105.10	0.250	10:41:55.303	
18 -	33.181	134.7	23.470	125.7	56.651	104.24	0.714	10:42:51.954	
19 -	33.254	135.0	23.046	126.2	56.300	104.89	0.363	10:43:48.254	
20 -	33.313	134.7	23.329	126.4	56.642	104.26	0.705	10:44:44.896	
21 -	33.067	135.0	22.995	126.2	56.062	105.34	0.125	10:45:40.958	
22 -	33.123	135.2	23.129	124.7	56.252	104.98	0.315	10:46:37.210	

P2		74		James ABBOTT		Mygale M13-SJ - Mountune - Radical Motorsport			
IDEAL LAP TIME : 55.844		BEST LAP TIME : 55.872		DIFFERENCE : 0.028					
LAP	SECTOR 1		SECTOR 2		LAP TIME	MPH	DIFF	TIME OF DAY	
1 -		135.5	23.517	128.1	59.209	99.74	3.337	10:26:56.775	
2 -	33.534	135.8	23.454	127.4	56.988	103.63	1.116	10:27:53.763	
3 -	33.315	135.2	23.070	127.2	56.385	104.73	0.513	10:28:50.148	
4 -	33.298	135.2	23.037	127.4	56.335	104.83	0.463	10:29:46.483	
5 -	33.050	135.5	22.975	127.7	56.025	105.41	0.153	10:30:42.508	
6 -	33.015	135.8	22.923	127.9	55.938 (3)	105.57	0.066	10:31:38.446	
7 -	32.975	135.8	22.897	126.7	55.872 (1)	105.69		10:32:34.318	
8 -	32.947	136.3	22.943	127.4	55.890 (2)	105.66	0.018	10:33:30.208	
9 -	33.085	135.8	23.039	127.7	56.124	105.22	0.252	10:34:26.332	
10 -	33.740	136.1	22.941	126.9	56.681	104.19	0.809	10:35:23.013	
11 -	34.139	134.7	23.204	127.2	57.343	102.98	1.471	10:36:20.356	
12 -	32.995	135.8	22.993	126.7	55.988	105.48	0.116	10:37:16.344	
13 -	33.334	135.5	23.239	126.7	56.573	104.39	0.701	10:38:12.917	
14 -	33.390	135.0	23.315	126.9	56.705	104.14	0.833	10:39:09.622	
15 -	33.243	137.2	23.048	126.2	56.291	104.91	0.419	10:40:05.913	
16 -	33.137	135.8	23.067	126.4	56.204	105.07	0.332	10:41:02.117	
17 -	33.070	135.8	23.013	126.9	56.083	105.30	0.211	10:41:58.200	
18 -	33.126	135.5	23.059	126.7	56.185	105.11	0.313	10:42:54.385	
19 -	33.011	135.8	23.102	126.2	56.113	105.24	0.241	10:43:50.498	
20 -	33.005	136.1	23.022	126.4	56.027	105.40	0.155	10:44:46.525	
21 -	33.214	135.5	23.228	126.2	56.442	104.63	0.570	10:45:42.967	
22 -	33.074	135.5	23.098	125.9	56.172	105.13	0.300	10:46:39.139	

P3		2		Jayde KRUGER		Mygale M12 SJ - Mountune - JTR			
IDEAL LAP TIME : 55.457		BEST LAP TIME : 55.621		DIFFERENCE : 0.164					
LAP	SECTOR 1		SECTOR 2		LAP TIME	MPH	DIFF	TIME OF DAY	
1 -		134.4	23.695	127.4	1:00.216	98.07	4.595	10:26:57.782	
2 -	33.236	134.4	23.460	128.7	56.696	104.16	1.075	10:27:54.478	
3 -	33.308	135.0	23.541	128.1	56.849	103.88	1.228	10:28:51.327	
4 -	33.390	136.3	23.030	127.7	56.420	104.67	0.799	10:29:47.747	
5 -	32.913	136.6	22.935	127.9	55.848	105.74	0.227	10:30:43.595	
6 -	32.920	135.8	22.834	128.1	55.754	105.92	0.133	10:31:39.349	

Weather / Track : Bright / Dry

Silverstone National

Circuit Length = 1.6404 miles

Start: 10:25 Flag 10:46 End: 10:47

2014 Dunlop MSA Formula Ford Championship of Great Britain

ROUND 26 - SECTOR ANALYSIS

SECTOR 1 = FL to I1, SECTOR 2 = I1 to FL, DIFF = Difference To Personal Best Lap

7 -	32.832	136.9	22.789	128.1	55.621 (1)	106.17			10:32:34.970
8 -	32.995	136.3	22.915	127.7	55.910	105.62	0.289		10:33:30.880
9 -	32.668	137.2	23.015	128.7	55.683	(2) 106.05	0.062		10:34:26.563
10 -	33.702	137.2	23.069	128.1	56.771	104.02	1.150		10:35:23.334
11 -	33.929	136.6	23.283	128.1	57.212	103.22	1.591		10:36:20.546
12 -	33.045	136.9	23.003	127.9	56.048	105.36	0.427		10:37:16.594
13 -	33.142	136.1	23.431	127.2	56.573	104.39	0.952		10:38:13.167
14 -	33.191	136.1	23.344	125.9	56.535	104.46	0.914		10:39:09.702
15 -	33.445	137.7	23.072	127.4	56.517	104.49	0.896		10:40:06.219
16 -	33.543	135.2	23.349	127.4	56.892	103.80	1.271		10:41:03.111
17 -	32.992	136.1	22.901	127.7	55.893	105.66	0.272		10:41:59.004
18 -	32.862	136.6	22.888	127.7	55.750	(3) 105.93	0.129		10:42:54.754
19 -	32.992	137.5	22.944	128.4	55.936	105.57	0.315		10:43:50.690
20 -	33.042	136.9	23.010	127.9	56.052	105.36	0.431		10:44:46.742
21 -	33.109	135.2	23.266	128.1	56.375	104.75	0.754		10:45:43.117
22 -	33.257	136.6	22.862	127.7	56.119	105.23	0.498		10:46:39.236

P4 11 S Ricky COLLARD

Mygale M12-SJ - Swindon - Falcon Motorsport

IDEAL LAP TIME : 56.115

BEST LAP TIME : 56.164

DIFFERENCE : 0.049

LAP	SECTOR 1	SECTOR 2	LAP TIME	MPH	DIFF	TIME OF DAY		
1 -	133.4	23.125	124.7	57.976	101.86	1.812	10:26:55.542	
2 -	33.179	133.6	23.093	125.0	56.272	104.94	0.108	10:27:51.814
3 -	33.424	133.4	22.987	124.7	56.411	104.69	0.247	10:28:48.225
4 -	33.198	133.4	22.966	125.2	56.164 (1)	105.15		10:29:44.389
5 -	33.202	133.6	22.979	125.0	56.181	(2) 105.11	0.017	10:30:40.570
6 -	33.276	133.4	23.047	125.2	56.323	104.85	0.159	10:31:36.893
7 -	33.149	133.1	23.032	124.7	56.181	(2) 105.11	0.017	10:32:33.074
8 -	33.175	133.1	23.047	124.7	56.222	105.04	0.058	10:33:29.296
9 -	33.169	133.4	23.435	125.0	56.604	104.33	0.440	10:34:25.900
10 -	33.545	132.6	23.530	125.2	57.075	103.47	0.911	10:35:22.975
11 -	33.482	133.9	23.218	124.7	56.700	104.15	0.536	10:36:19.675
12 -	33.264	133.4	23.135	124.5	56.399	104.71	0.235	10:37:16.074
13 -	33.402	133.6	23.157	124.5	56.559	104.41	0.395	10:38:12.633
14 -	33.539	132.8	23.191	124.3	56.730	104.10	0.566	10:39:09.363
15 -	33.293	133.6	23.315	124.0	56.608	104.32	0.444	10:40:05.971
16 -	33.872	132.6	23.512	125.5	57.384	102.91	1.220	10:41:03.355
17 -	33.669	133.6	23.302	124.5	56.971	103.66	0.807	10:42:00.326
18 -	33.539	133.1	23.213	124.5	56.752	104.06	0.588	10:42:57.078
19 -	33.525	133.1	23.236	124.3	56.761	104.04	0.597	10:43:53.839
20 -	33.687	133.6	23.263	124.3	56.950	103.69	0.786	10:44:50.789
21 -	33.563	133.9	23.253	124.7	56.816	103.94	0.652	10:45:47.605
22 -	33.486	133.6	23.486	123.8	56.972	103.65	0.808	10:46:44.577

P5 26 Juan ROSSO

Mygale M13-SJ - Mountune - Radical Motorsport

IDEAL LAP TIME : 56.340

BEST LAP TIME : 56.397

DIFFERENCE : 0.057

LAP	SECTOR 1	SECTOR 2	LAP TIME	MPH	DIFF	TIME OF DAY		
1 -	134.7	23.541	126.2	59.795	98.76	3.398	10:26:57.361	
2 -	33.604	133.4	23.318	126.4	56.922	103.75	0.525	10:27:54.283
3 -	33.372	134.2	23.493	126.2	56.865	103.85	0.468	10:28:51.148
4 -	33.769	136.3	23.263	126.9	57.032	103.55	0.635	10:29:48.180
5 -	33.410	135.2	23.252	126.2	56.662	104.22	0.265	10:30:44.842
6 -	33.308	135.0	23.179	125.5	56.487	104.54	0.090	10:31:41.329
7 -	33.306	134.4	23.091	125.7	56.397 (1)	104.71		10:32:37.726
8 -	33.350	134.4	23.210	125.2	56.560	104.41	0.163	10:33:34.286
9 -	33.287	135.0	23.169	125.9	56.456	(3) 104.60	0.059	10:34:30.742
10 -	33.483	134.2	23.277	126.2	56.760	104.04	0.363	10:35:27.502
11 -	33.311	135.0	23.111	125.5	56.422	(2) 104.66	0.025	10:36:23.924
12 -	33.323	134.4	23.198	125.0	56.521	104.48	0.124	10:37:20.445
13 -	33.471	134.7	23.345	125.0	56.816	103.94	0.419	10:38:17.261
14 -	33.416	134.7	23.160	125.5	56.576	104.38	0.179	10:39:13.837
15 -	33.249	134.7	23.231	125.5	56.480	104.56	0.083	10:40:10.317
16 -	33.324	134.2	23.232	125.0	56.556	104.42	0.159	10:41:06.873
17 -	33.491	134.4	23.239	125.2	56.730	104.10	0.333	10:42:03.603

Silverstone National

Circuit Length = 1.6404 miles

Start: 10:25 Flag 10:46 End: 10:47

Weather / Track : Bright / Dry

2014 Dunlop MSA Formula Ford Championship of Great Britain

ROUND 26 - SECTOR ANALYSIS

SECTOR 1 = FL to I1, SECTOR 2 = I1 to FL, DIFF = Difference To Personal Best Lap

18 -	33.410	133.6	23.331	125.0	56.741	104.08	0.344	10:43:00.344
19 -	33.412	133.9	23.299	125.0	56.711	104.13	0.314	10:43:57.055
20 -	33.316	135.2	23.304	125.2	56.620	104.30	0.223	10:44:53.675
21 -	33.337	135.0	23.248	125.2	56.585	104.36	0.188	10:45:50.260
22 -	33.301	134.7	23.321	121.1	56.622	104.29	0.225	10:46:46.882

P6		94 S		Michael O'BRIEN		Mygale M12-SJ - Scholar - MBM Motorsport		
IDEAL LAP TIME : 56.476		BEST LAP TIME : 56.476		DIFFERENCE : 0.000				
LAP	SECTOR 1	SECTOR 2	LAP TIME	MPH	DIFF	TIME OF DAY		
1 -		135.2	23.865	125.2	1:00.712	97.27	4.236	10:26:58.278
2 -	33.721	132.8	23.528	124.5	57.249	103.15	0.773	10:27:55.527
3 -	33.526	133.9	23.564	125.2	57.090	103.44	0.614	10:28:52.617
4 -	33.446	133.6	23.377	125.5	56.823	103.93	0.347	10:29:49.440
5 -	33.357	133.9	23.337	125.2	56.694	104.16	0.218	10:30:46.134
6 -	33.326	133.9	23.362	125.2	56.688	(3) 104.17	0.212	10:31:42.822
7 -	33.525	133.6	23.315	125.2	56.840	103.89	0.364	10:32:39.662
8 -	33.324	133.9	23.263	125.2	56.587	(2) 104.36	0.111	10:33:36.249
9 -	33.320	134.4	23.156	125.2	56.476	(1) 104.56		10:34:32.725
10 -	33.425	134.2	23.307	125.2	56.732	104.09	0.256	10:35:29.457
11 -	33.408	133.9	23.311	125.0	56.719	104.12	0.243	10:36:26.176
12 -	33.504	133.4	23.447	124.3	56.951	103.69	0.475	10:37:23.127
13 -	33.359	133.4	23.492	124.5	56.851	103.87	0.375	10:38:19.978
14 -	33.408	133.1	23.472	124.5	56.880	103.82	0.404	10:39:16.858
15 -	33.590	133.9	23.457	125.0	57.047	103.52	0.571	10:40:13.905
16 -	33.473	133.6	23.506	124.7	56.979	103.64	0.503	10:41:10.884
17 -	33.692	133.4	23.495	124.7	57.187	103.26	0.711	10:42:08.071
18 -	33.737	133.6	23.600	124.7	57.337	102.99	0.861	10:43:05.408
19 -	33.612	133.4	23.541	125.0	57.153	103.33	0.677	10:44:02.561
20 -	33.536	133.4	23.505	124.7	57.041	103.53	0.565	10:44:59.602
21 -	33.589	134.2	23.609	124.3	57.198	103.24	0.722	10:45:56.800
22 -	33.619	133.9	23.453	125.2	57.072	103.47	0.596	10:46:53.872

P7		25 S		Louise RICHARDSON		Mygale M12-SJ - Mountune - Richardson Racing		
IDEAL LAP TIME : 56.562		BEST LAP TIME : 56.632		DIFFERENCE : 0.070				
LAP	SECTOR 1	SECTOR 2	LAP TIME	MPH	DIFF	TIME OF DAY		
1 -		133.9	23.888	124.5	1:01.074	96.69	4.442	10:26:58.640
2 -	33.982	135.0	23.414	123.6	57.396	102.89	0.764	10:27:56.036
3 -	33.748	133.6	23.328	125.9	57.076	103.47	0.444	10:28:53.112
4 -	33.517	133.9	23.272	125.5	56.789	103.99	0.157	10:29:49.901
5 -	33.377	133.9	23.255	125.9	56.632	(1) 104.28		10:30:46.533
6 -	33.453	133.6	23.185	125.9	56.638	(2) 104.27	0.006	10:31:43.171
7 -	33.458	133.9	23.397	125.5	56.855	103.87	0.223	10:32:40.026
8 -	33.448	133.4	23.248	125.0	56.696	(3) 104.16	0.064	10:33:36.722
9 -	33.519	133.1	23.368	125.0	56.887	103.81	0.255	10:34:33.609
10 -	33.560	133.1	23.655	123.8	57.215	103.21	0.583	10:35:30.824
11 -	33.708	133.4	23.250	124.3	56.958	103.68	0.326	10:36:27.782
12 -	33.817	132.1	23.330	124.0	57.147	103.34	0.515	10:37:24.929
13 -	34.138	132.6	23.514	123.8	57.652	102.43	1.020	10:38:22.581
14 -	34.036	132.6	24.002	124.0	58.038	101.75	1.406	10:39:20.619
15 -	33.990	132.8	23.485	124.3	57.475	102.75	0.843	10:40:18.094
16 -	33.948	132.8	23.704	124.3	57.652	102.43	1.020	10:41:15.746
17 -	33.921	132.6	23.551	124.0	57.472	102.75	0.840	10:42:13.218
18 -	34.027	132.6	23.537	124.0	57.564	102.59	0.932	10:43:10.782
19 -	34.101	133.1	23.578	124.0	57.679	102.38	1.047	10:44:08.461
20 -	34.017	133.1	23.541	123.8	57.558	102.60	0.926	10:45:06.019
21 -	33.933	133.1	23.423	124.0	57.356	102.96	0.724	10:46:03.375
22 -	34.254	132.6	23.630	124.0	57.884	102.02	1.252	10:47:01.259

P8		6		Harrison SCOTT		Mygale M13 SJ - Swindon - Falcon Motorsport		
IDEAL LAP TIME : 56.198		BEST LAP TIME : 56.228		DIFFERENCE : 0.030				
LAP	SECTOR 1	SECTOR 2	LAP TIME	MPH	DIFF	TIME OF DAY		
1 -		134.2	41.002	125.9	1:17.534	76.16	21.306	10:27:15.100

Weather / Track : Bright / Dry

Silverstone National
Circuit Length = 1.6404 miles
Start: 10:25 Flag 10:46 End: 10:47

2014 Dunlop MSA Formula Ford Championship of Great Britain

ROUND 26 - SECTOR ANALYSIS

SECTOR 1 = FL to I1, SECTOR 2 = I1 to FL, DIFF = Difference To Personal Best Lap

2 -	33.914	134.2	23.354	126.4	57.268	103.12	1.040	10:28:12.368
3 -	33.292	134.4	23.274	126.9	56.566	104.40	0.338	10:29:08.934
4 -	33.208	134.4	23.094	127.2	56.302 (3)	104.89	0.074	10:30:05.236
5 -	33.118	135.5	23.112	126.9	56.230 (2)	105.02	0.002	10:31:01.466
6 -	33.189	134.7	23.367	124.0	56.556	104.42	0.328	10:31:58.022
7 -	34.389	133.9	23.106	126.4	57.495	102.71	1.267	10:32:55.517
8 -	33.148	134.2	23.080	126.7	56.228 (1)	105.03		10:33:51.745
9 -	33.826	133.6	23.244	126.2	57.070	103.48	0.842	10:34:48.815
10 -	33.357	134.4	23.085	126.4	56.442	104.63	0.214	10:35:45.257
11 -	33.148	134.2	23.225	126.2	56.373	104.76	0.145	10:36:41.630
12 -	33.415	133.9	23.184	125.7	56.599	104.34	0.371	10:37:38.229
13 -	33.256	133.9	23.367	125.5	56.623	104.29	0.395	10:38:34.852
14 -	33.293	134.2	23.251	125.9	56.544	104.44	0.316	10:39:31.396
15 -	33.519	134.2	23.367	126.2	56.886	103.81	0.658	10:40:28.282
16 -	33.365	134.2	23.196	126.4	56.561	104.41	0.333	10:41:24.843
17 -	33.384	133.6	23.319	125.9	56.703	104.15	0.475	10:42:21.546
18 -	33.466	134.2	23.284	126.4	56.750	104.06	0.522	10:43:18.296
19 -	33.608	134.2	23.205	126.2	56.813	103.94	0.585	10:44:15.109
20 -	33.628	134.4	23.403	126.4	57.031	103.55	0.803	10:45:12.140
21 -	33.528	134.2	23.537	125.9	57.065	103.49	0.837	10:46:09.205
22 -	33.746	134.4	23.594	124.7	57.340	102.99	1.112	10:47:06.545

P9 24 S Ovie IRORO

Mygale M12-SJ - Scholar - Richardson Racing

IDEAL LAP TIME : 58.445

BEST LAP TIME : 58.604

DIFFERENCE : 0.159

LAP	SECTOR 1		SECTOR 2		LAP TIME	MPH	DIFF	TIME OF DAY
1 -		129.5	24.369	120.8	1:03.936	92.36	5.332	10:27:01.502
2 -	35.497	126.8	24.290	120.0	59.787	98.77	1.183	10:28:01.289
3 -	35.278	129.5	24.260	122.2	59.538	99.19	0.934	10:29:00.827
4 -	35.287	128.0	24.324	122.6	59.611	99.07	1.007	10:30:00.438
5 -	34.463	131.3	24.451	122.4	58.914	100.24	0.310	10:30:59.352
6 -	34.422	130.8	24.182	122.2	58.604 (1)	100.77		10:31:57.956
7 -	35.574	131.0	24.213	122.0	59.787	98.77	1.183	10:32:57.743
8 -	34.382	130.5	24.355	121.7	58.737 (3)	100.54	0.133	10:33:56.480
9 -	34.688	129.0	24.143	122.0	58.831	100.38	0.227	10:34:55.311
10 -	34.670	130.0	24.260	120.6	58.930	100.21	0.326	10:35:54.241
11 -	34.460	128.5	24.298	120.2	58.758	100.50	0.154	10:36:52.999
12 -	34.480	129.0	24.470	121.3	58.950	100.18	0.346	10:37:51.949
13 -	34.554	130.3	24.248	121.1	58.802	100.43	0.198	10:38:50.751
14 -	34.810	128.5	24.309	120.6	59.119	99.89	0.515	10:39:49.870
15 -	34.757	129.0	24.408	120.4	59.165	99.81	0.561	10:40:49.035
16 -	34.955	129.5	24.589	120.2	59.544	99.18	0.940	10:41:48.579
17 -	34.848	129.8	24.356	119.3	59.204	99.75	0.600	10:42:47.783
18 -	34.633	130.0	24.085	121.1	58.718 (2)	100.57	0.114	10:43:46.501
19 -	34.705	129.5	24.327	121.7	59.032	100.04	0.428	10:44:45.533
20 -	35.390	130.0	24.063	120.6	59.453	99.33	0.849	10:45:44.986
21 -	35.241	128.0	24.353	120.4	59.594	99.09	0.990	10:46:44.580

P10 88 Greg HOLLOWAY

Sinter LA12 - Scholar - SWB Motorsport

IDEAL LAP TIME : 58.593

BEST LAP TIME : 58.918

DIFFERENCE : 0.325

LAP	SECTOR 1		SECTOR 2		LAP TIME	MPH	DIFF	TIME OF DAY
1 -		128.3	24.607	122.2	1:05.444	90.24	6.526	10:27:03.010
2 -	35.502	127.5	24.315	121.3	59.817	98.72	0.899	10:28:02.827
3 -	36.091	126.8	24.841	121.3	1:00.932	96.92	2.014	10:29:03.759
4 -	35.316	129.5	24.030	122.0	59.346	99.51	0.428	10:30:03.105
5 -	35.334	118.5	24.354	122.4	59.688	98.94	0.770	10:31:02.793
6 -	34.971	129.5	24.267	122.4	59.238	99.69	0.320	10:32:02.031
7 -	34.943	129.8	24.027	122.4	58.970	100.14	0.052	10:33:01.001
8 -	35.516	130.8	24.134	122.0	59.650	99.00	0.732	10:34:00.651
9 -	35.207	129.8	24.047	121.7	59.254	99.66	0.336	10:34:59.905
10 -	34.978	131.5	23.990	121.1	58.968	100.15	0.050	10:35:58.873
11 -	34.805	130.8	24.242	121.7	59.047	100.01	0.129	10:36:57.920
12 -	34.899	131.5	24.028	122.0	58.927 (2)	100.22	0.009	10:37:56.847
13 -	34.958	130.5	24.204	122.4	59.162	99.82	0.244	10:38:56.009

Silverstone National

Circuit Length = 1.6404 miles

Start: 10:25 Flag 10:46 End: 10:47

Weather / Track : Bright / Dry

2014 Dunlop MSA Formula Ford Championship of Great Britain

ROUND 26 - SECTOR ANALYSIS

SECTOR 1 = FL to I1, SECTOR 2 = I1 to FL, DIFF = Difference To Personal Best Lap

14 -	34.983	131.5	24.105	122.0	59.088	99.94	0.170	10:39:55.097
15 -	34.787	131.3	24.131	122.2	58.918 (1)	100.23		10:40:54.015
16 -	34.603	131.3	24.364	120.8	58.967 (3)	100.15	0.049	10:41:52.982
17 -	34.742	131.8	24.792	115.9	59.534	99.19	0.616	10:42:52.516
18 -	36.170	132.1	24.532	111.4	1:00.702	97.28	1.784	10:43:53.218
19 -	36.048	131.3	24.811	115.5	1:00.859	97.03	1.941	10:44:54.077
20 -	35.162	131.5	24.252	122.0	59.414	99.39	0.496	10:45:53.491
21 -	34.776	131.0	24.236	122.6	59.012	100.07	0.094	10:46:52.503

P11 79 S		Jessica HAWKINS			Mygale M12-SJ - Scholar - MBM Motorsport			
IDEAL LAP TIME : 56.900		BEST LAP TIME : 56.957			DIFFERENCE : 0.057			
LAP	SECTOR 1	SECTOR 2		LAP TIME	MPH	DIFF	TIME OF DAY	
1 -		132.8	24.249	124.3	1:04.107	92.12	7.150	10:27:01.673
2 -	34.446	131.0	23.901	122.6	58.347	101.21	1.390	10:28:00.020
3 -	34.754	131.0	23.807	123.1	58.561	100.84	1.604	10:28:58.581
4 -	33.899	131.8	23.700	123.8	57.599	102.53	0.642	10:29:56.180
5 -	33.680	132.1	23.707	123.8	57.387	102.90	0.430	10:30:53.567
6 -	33.785	132.3	23.643	123.6	57.428	102.83	0.471	10:31:50.995
7 -	33.935	132.3	23.506	123.8	57.441	102.81	0.484	10:32:48.436
8 -	33.713	132.6	23.590	123.6	57.303	103.06	0.346	10:33:45.739
9 -	33.856	132.6	23.536	123.6	57.392	102.90	0.435	10:34:43.131
10 -	33.756	132.6	23.627	123.3	57.383	102.91	0.426	10:35:40.514
11 -	33.788	132.8	IN PIT		1:04.754 P	91.20	7.797	10:36:45.268
12 -	OUTLAP	132.6	24.902	114.1	2:32.143	38.81	1:35.186	10:39:17.411
13 -	34.055	132.8	23.520	124.0	57.575	102.57	0.618	10:40:14.986
14 -	33.782	132.3	23.485	124.0	57.267	103.12	0.310	10:41:12.253
15 -	33.566	132.8	23.488	123.6	57.054	103.51	0.097	10:42:09.307
16 -	33.733	132.6	23.378	123.8	57.111	103.40	0.154	10:43:06.418
17 -	33.634	132.8	23.334	123.6	56.968 (2)	103.66	0.011	10:44:03.386
18 -	33.599	133.1	23.379	123.6	56.978 (3)	103.64	0.021	10:45:00.364
19 -	33.582	133.6	23.375	123.8	56.957 (1)	103.68		10:45:57.321
20 -	33.753	132.8	23.548	123.8	57.301	103.06	0.344	10:46:54.622

P12 18		Max MARSHALL			Mygale M12 SJ - Mountune - JTR			
IDEAL LAP TIME : 57.214		BEST LAP TIME : 57.214			DIFFERENCE : 0.000			
LAP	SECTOR 1	SECTOR 2		LAP TIME	MPH	DIFF	TIME OF DAY	
1 -		133.9	23.684	127.2	1:01.724	95.67	4.510	10:26:59.290
2 -	33.727	136.9	23.487	128.1	57.214 (1)	103.22		10:27:56.504
3 -	41.630	95.3	IN PIT		1:14.043 P	79.75	16.829	10:29:10.547

P13 23 S		Chris MEALIN			Mygale M12-SJ - Swindon - Falcon Motorsport			
IDEAL LAP TIME : 57.489		BEST LAP TIME : 57.489			DIFFERENCE : 0.000			
LAP	SECTOR 1	SECTOR 2		LAP TIME	MPH	DIFF	TIME OF DAY	
1 -		133.6	23.915	125.0	1:01.005	96.80	3.516	10:26:58.571
2 -	33.862	133.6	23.627	125.2	57.489 (1)	102.72		10:27:56.060

P14 20 S		Clay MITCHELL			Mygale M12-SJ - Mountune - JTR			
IDEAL LAP TIME : 57.265		BEST LAP TIME : 57.265			DIFFERENCE : 0.000			
LAP	SECTOR 1	SECTOR 2		LAP TIME	MPH	DIFF	TIME OF DAY	
1 -		135.0	23.563	126.2	1:01.515	96.00	4.250	10:26:59.081
2 -	33.791	135.5	23.474	126.4	57.265 (1)	103.12		10:27:56.346

2014 Dunlop MSA Formula Ford Championship of Great Britain

ROUND 26 - BEST SPEEDS

POS	SECTOR 1			SECTOR 2			FINISH LINE		
	NO	NAME	MPH	NO	NAME	MPH	NO	NAME	MPH
1	2	Jayde KRUGER	137.7				2	Jayde KRUGER	128.7
2	74	James ABBOTT	137.2				18	Max MARSHALL	128.1
3	18	Max MARSHALL	136.9				74	James ABBOTT	128.1
4	26	Juan ROSSO	136.3				6	Harrison SCOTT	127.2
5	6	Harrison SCOTT	135.5				26	Juan ROSSO	126.9
6	16	Ashley SUTTON	135.5				16	Ashley SUTTON	126.7
7	20	Clay MITCHELL	135.5				20	Clay MITCHELL	126.4
8	94	Michael O'BRIEN	135.2				25	Louise RICHARDSON	125.9
9	25	Louise RICHARDSON	135.0				11	Ricky COLLARD	125.5
10	11	Ricky COLLARD	133.9				94	Michael O'BRIEN	125.5
11	23	Chris MEALIN	133.6				23	Chris MEALIN	125.2
12	79	Jessica HAWKINS	133.6				79	Jessica HAWKINS	124.3
13	88	Greg HOLLOWAY	132.1				88	Greg HOLLOWAY	122.6
14	24	Ovie IRORO	131.3				24	Ovie IRORO	122.6

Weather / Track : Bright / Dry

Results can be found at www.tsl-timing.com

Silverstone National
Circuit Length = 1.6404 miles
Start: 10:25 Flag 10:46 End: 10:47

Printed - 10:47 Sunday, 28 September 2014

2014 Dunlop MSA Formula Ford Championship of Great Britain

ROUND 26 - BEST SECTORS

SECTOR 1			SECTOR 2			IDEAL / BEST COMPARISON						
POS	NO	NAME	TIME	NO	NAME	TIME	POS	NO	NAME	IDEAL	BEST	DIFF
1	2	KRUGER	32.668	2	KRUGER	22.789						
2	74	ABBOTT	32.947	16	SUTTON	22.881						
3	16	SUTTON	33.015	74	ABBOTT	22.897	1	2	KRUGER	55.457	55.621	0.164
4	6	SCOTT	33.118	11	COLLARD	22.966	2	74	ABBOTT	55.844	55.872	0.028
5	11	COLLARD	33.149	6	SCOTT	23.080	3	16	SUTTON	55.896	55.937	0.041
6	26	ROSSO	33.249	26	ROSSO	23.091	4	11	COLLARD	56.115	56.164	0.049
7	94	O'BRIEN	33.320	94	O'BRIEN	23.156	5	6	SCOTT	56.198	56.228	0.030
8	25	RICHARDSON	33.377	25	RICHARDSON	23.185	6	26	ROSSO	56.340	56.397	0.057
9	79	HAWKINS	33.566	79	HAWKINS	23.334	7	94	O'BRIEN	56.476	56.476	0.000
10	18	MARSHALL	33.727	20	MITCHELL	23.474	8	25	RICHARDSON	56.562	56.632	0.070
11	20	MITCHELL	33.791	18	MARSHALL	23.487	9	79	HAWKINS	56.900	56.957	0.057
12	23	MEALIN	33.862	23	MEALIN	23.627	10	18	MARSHALL	57.214	57.214	0.000
13	24	IRORO	34.382	88	HOLLOWAY	23.990	11	20	MITCHELL	57.265	57.265	0.000
14	88	HOLLOWAY	34.603	24	IRORO	24.063	12	23	MEALIN	57.489	57.489	0.000
							13	24	IRORO	58.445	58.604	0.159
							14	88	HOLLOWAY	58.593	58.918	0.325

Weather / Track : Bright / Dry

Results can be found at www.tsl-timing.com

Silverstone National
 Circuit Length = 1.6404 miles
 Start: 10:25 Flag 10:46 End: 10:47

Printed - 10:47 Sunday, 28 September 2014

2014 Dunlop MSA Formula Ford Championship of Great Britain

ROUND 26 - LAP CHART

LAP 1 @ 10:26:55.542			LAP 2 @ 10:27:51.814			LAP 3 @ 10:28:48.225			LAP 4 @ 10:29:44.389			LAP 5 @ 10:30:40.570		
NO	BEHIND	LAP TIME	NO	BEHIND	LAP TIME	NO	BEHIND	LAP TIME	NO	BEHIND	LAP TIME	NO	BEHIND	LAP TIME
11		57.976	11		56.272	11		56.411	11		56.164	11		56.181
16	1.110	59.086	16	1.696	56.858	16	1.431	56.146	16	1.359	56.092	16	1.162	55.984
74	1.233	59.209	74	1.949	56.988	74	1.923	56.385	74	2.094	56.335	74	1.938	56.025
26	1.819	59.795	26	2.469	56.922	26	2.923	56.865	2	3.358	56.420	2	3.025	55.848
2	2.240	1:00.216	2	2.664	56.696	2	3.102	56.849	26	3.791	57.032	26	4.272	56.662
94	2.736	1:00.712	94	3.713	57.249	94	4.392	57.090	94	5.051	56.823	94	5.564	56.694
23	3.029	1:01.005	25	4.222	57.396	25	4.887	57.076	25	5.512	56.789	25	5.963	56.632
25	3.098	1:01.074	23	4.246	57.489	79	10.356	58.561	79	11.791	57.599	79	12.997	57.387
20	3.539	1:01.515	20	4.532	57.265	24	12.602	59.538	24	16.049	59.611	24	18.782	58.914
18	3.748	1:01.724	18	4.690	57.214	88	15.534	1:00.932	88	18.716	59.346	6	20.896	56.230
24	5.960	1:03.936	79	8.206	58.347	6	20.709	56.566	6	20.847	56.302	88	22.223	59.688
79	6.131	1:04.107	24	9.475	59.787	18	22.322	1:14.043 P						
88	7.468	1:05.444	88	11.013	59.817									
6	19.558	1:17.534	6	20.554	57.268									

Weather / Track : Bright / Dry

2014 Dunlop MSA Formula Ford Championship of Great Britain

ROUND 26 - LAP CHART

LAP 6 @ 10:31:36.893			LAP 7 @ 10:32:33.074			LAP 8 @ 10:33:29.296			LAP 9 @ 10:34:25.900			LAP 10 @ 10:35:22.719		
NO	BEHIND	LAP TIME	NO	BEHIND	LAP TIME	NO	BEHIND	LAP TIME	NO	BEHIND	LAP TIME	NO	BEHIND	LAP TIME
11		56.323	11		56.181	11		56.222	11		56.604	16		56.733
16	0.807	55.968	16	0.720	56.094	16	0.454	55.956	16	0.086	56.236	11	0.256	57.075
74	1.553	55.938	74	1.244	55.872	74	0.912	55.890	74	0.432	56.124	74	0.294	56.681
2	2.456	55.754	2	1.896	55.621	2	1.584	55.910	2	0.663	55.683	2	0.615	56.771
26	4.436	56.487	26	4.652	56.397	26	4.990	56.560	26	4.842	56.456	26	4.783	56.760
94	5.929	56.688	94	6.588	56.840	94	6.953	56.587	94	6.825	56.476	94	6.738	56.732
25	6.278	56.638	25	6.952	56.855	25	7.426	56.696	25	7.709	56.887	25	8.105	57.215
79	14.102	57.428	79	15.362	57.441	79	16.443	57.303	79	17.231	57.392	79	17.795	57.383
24	21.063	58.604	6	22.443	57.495	6	22.449	56.228	6	22.915	57.070	6	22.538	56.442
6	21.129	56.556	24	24.669	59.787	24	27.184	58.737	24	29.411	58.831	24	31.522	58.930
88	25.138	59.238	88	27.927	58.970	88	31.355	59.650	88	34.005	59.254	88	36.154	58.968

Weather / Track : Bright / Dry

Results can be found at www.tsl-timing.com

Page 2 of 5

Silverstone National
 Circuit Length = 1.6404 miles
 Start: 10:25 Flag 10:46 End: 10:47

Printed - 10:47 Sunday, 28 September 2014

2014 Dunlop MSA Formula Ford Championship of Great Britain

ROUND 26 - LAP CHART

LAP 11 @ 10:36:18.656			LAP 12 @ 10:37:14.616			LAP 13 @ 10:38:10.750			LAP 14 @ 10:39:06.944			LAP 15 @ 10:40:03.026		
NO	BEHIND	LAP TIME	NO	BEHIND	LAP TIME	NO	BEHIND	LAP TIME	NO	BEHIND	LAP TIME	NO	BEHIND	LAP TIME
16		55.937	16		55.960	16		56.134	16		56.194	16		56.082
11	1.019	56.700	11	1.458	56.399	11	1.883	56.559	11	2.419	56.730	74	2.887	56.291
74	1.700	57.343	74	1.728	55.988	74	2.167	56.573	74	2.678	56.705	11	2.945	56.608
2	1.890	57.212	2	1.978	56.048	2	2.417	56.573	2	2.758	56.535	2	3.193	56.517
26	5.268	56.422	26	5.829	56.521	26	6.511	56.816	26	6.893	56.576	26	7.291	56.480
94	7.520	56.719	94	8.511	56.951	94	9.228	56.851	94	9.914	56.880	94	10.879	57.047
25	9.126	56.958	25	10.313	57.147	25	11.831	57.652	79	2 Laps	2:32.143	79	2 Laps	57.575
6	22.974	56.373	6	23.613	56.599	6	24.102	56.623	25	13.675	58.038	25	15.068	57.475
79	26.612	1:04.754 P	24	37.333	58.950	24	40.001	58.802	6	24.452	56.544	6	25.256	56.886
24	34.343	58.758	88	42.231	58.927	88	45.259	59.162	24	42.926	59.119	24	46.009	59.165
88	39.264	59.047							88	48.153	59.088	88	50.989	58.918

Weather / Track : Bright / Dry

2014 Dunlop MSA Formula Ford Championship of Great Britain

ROUND 26 - LAP CHART

LAP 16 @ 10:40:59.116			LAP 17 @ 10:41:55.303			LAP 18 @ 10:42:51.954			LAP 19 @ 10:43:48.254			LAP 20 @ 10:44:44.896		
NO	BEHIND	LAP TIME	NO	BEHIND	LAP TIME	NO	BEHIND	LAP TIME	NO	BEHIND	LAP TIME	NO	BEHIND	LAP TIME
16		56.090	16		56.187	16		56.651	16		56.300	16		56.642
74	3.001	56.204	74	2.897	56.083	88	1 Lap	59.534	74	2.244	56.113	24	1 Lap	59.032
2	3.995	56.892	2	3.701	55.893	74	2.431	56.185	2	2.436	55.936	74	1.629	56.027
11	4.239	57.384	11	5.023	56.971	2	2.800	55.750	88	1 Lap	1:00.702	2	1.846	56.052
26	7.757	56.556	26	8.300	56.730	11	5.124	56.752	11	5.585	56.761	11	5.893	56.950
94	11.768	56.979	94	12.768	57.187	26	8.390	56.741	26	8.801	56.711	26	8.779	56.620
79	2 Laps	57.267	79	2 Laps	57.054	94	13.454	57.337	94	14.307	57.153	88	1 Lap	1:00.859
25	16.630	57.652	25	17.915	57.472	79	2 Laps	57.111	79	2 Laps	56.968	94	14.706	57.041
6	25.727	56.561	6	26.243	56.703	25	18.828	57.564	25	20.207	57.679	79	2 Laps	56.978
24	49.463	59.544	24	52.480	59.204	6	26.342	56.750	6	26.855	56.813	25	21.123	57.558
88	53.866	58.967				24	54.547	58.718				6	27.244	57.031

Weather / Track : Bright / Dry

Results can be found at www.tsl-timing.com

Page 4 of 5

Silverstone National
 Circuit Length = 1.6404 miles
 Start: 10:25 Flag 10:46 End: 10:47

Printed - 10:47 Sunday, 28 September 2014

2014 Dunlop MSA Formula Ford Championship of Great Britain

ROUND 26 - LAP CHART

LAP 21 @ 10:45:40.958			LAP 22 @ 10:46:37.210		
NO	BEHIND	LAP TIME	NO	BEHIND	LAP TIME
16		56.062	16		56.252
74	2.009	56.442	74	1.929	56.172
2	2.159	56.375	2	2.026	56.119
24	1 Lap	59.453	11	7.367	56.972
11	6.647	56.816	24	1 Lap	59.594
26	9.302	56.585	26	9.672	56.622
88	1 Lap	59.414	88	1 Lap	59.012
94	15.842	57.198	94	16.662	57.072
79	2 Laps	56.957	79	2 Laps	57.301
25	22.417	57.356	25	24.049	57.884
6	28.247	57.065	6	29.335	57.340

Weather / Track : Bright / Dry

Results can be found at www.tsl-timing.com

Page 5 of 5

Silverstone National
Circuit Length = 1.6404 miles
Start: 10:25 Flag 10:46 End: 10:47

Printed - 10:47 Sunday, 28 September 2014

2014 Dunlop MSA Formula Ford Championship of Great Britain

ROUND 26 - POSITION CHART

No	Name	Lap																						
		Pos	1	2	3	4	5	6	7	8	9	10	11	12	13	14	15	16	17	18	19	20	21	22
11	COLLARD	1	11	11	11	11	11	11	11	11	11	11	16	16	16	16	16	16	16	16	16	16	16	16
26	ROSSO	2	16	16	16	16	16	16	16	16	16	16	11	11	11	11	11	74	74	74	74	74	74	74
74	ABBOTT	3	74	74	74	74	74	74	74	74	74	74	74	74	74	74	11	2	2	2	2	2	2	2
16	SUTTON	4	26	26	26	2	2	2	2	2	2	2	2	2	2	2	2	11	11	11	11	11	11	11
6	SCOTT	5	2	2	2	26	26	26	26	26	26	26	26	26	26	26	26	26	26	26	26	26	26	26
2	KRUGER	6	94	94	94	94	94	94	94	94	94	94	94	94	94	94	94	94	94	94	94	94	94	94
94	O'BRIEN	7	23	25	25	25	25	25	25	25	25	25	25	25	25	25	25	25	25	25	25	25	25	25
25	RICHARDSON	8	25	23	79	79	79	79	79	79	79	79	6	6	6	6	6	6	6	6	6	6	6	6
23	MEALIN	9	20	20	24	24	24	24	24	6	6	6	6	79	24	24	24	24	24	24	24	24	24	24
79	HAWKINS	10	18	18	88	88	6	6	24	24	24	24	24	88	88	88	88	88	88	88	88	88	88	88
20	MITCHELL	11	24	79	6	6	88	88	88	88	88	88	88	79	79	79	79	79	79	79	79	79	79	
88	HOLLOWAY	12	79	24	18																			
18	MARSHALL	13	88	88																				
24	IRORO	14	6	6																				

Weather / Track : Bright / Dry

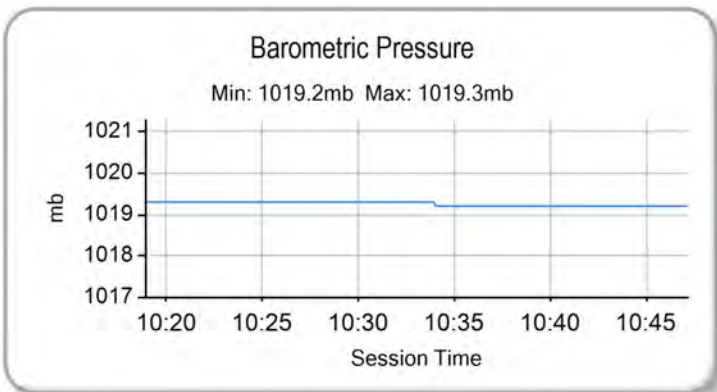
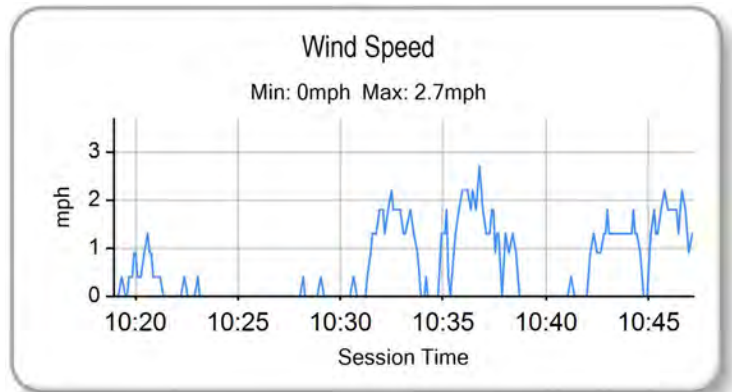
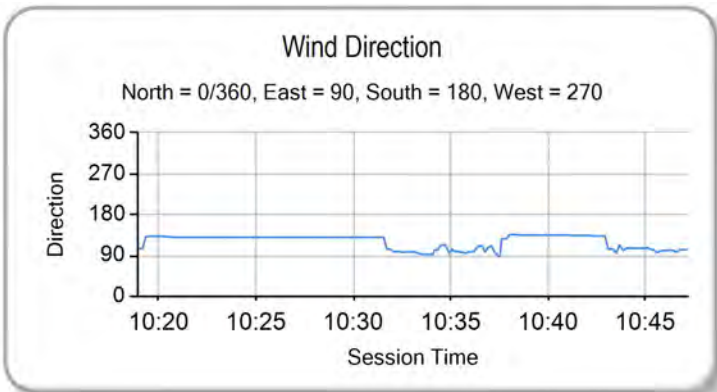
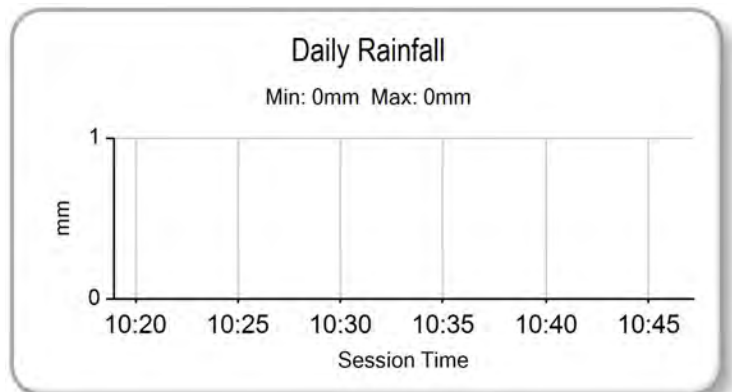
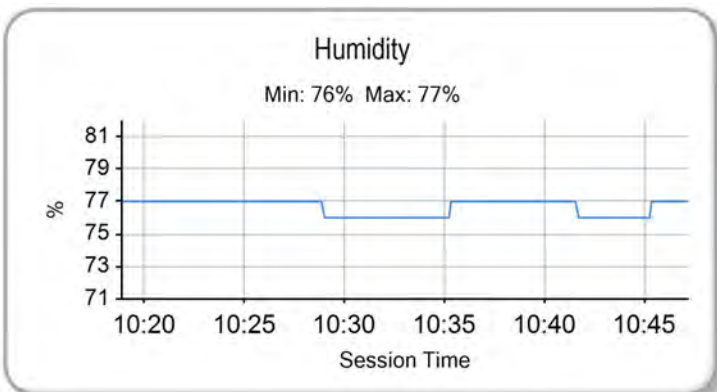
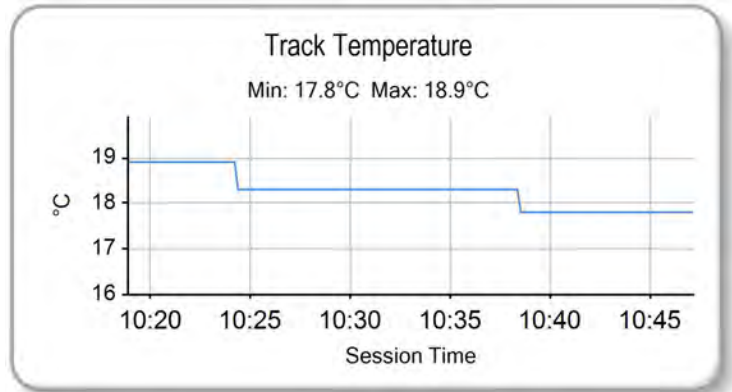
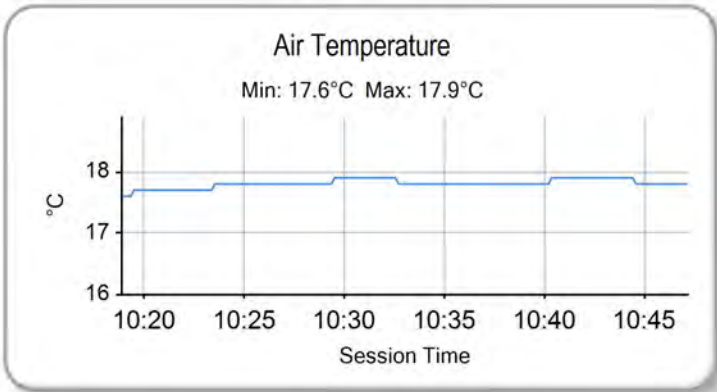
Results can be found at www.tsl-timing.com

Silverstone National
 Circuit Length = 1.6404 miles
 Start: 10:25 Flag 10:46 End: 10:47

Printed - 10:48 Sunday, 28 September 2014

2014 Dunlop MSA Formula Ford Championship of Great Britain

ROUND 26 - WEATHER CONDITIONS



Weather / Track : Bright / Dry

Results can be found at www.tsl-timing.com

Silverstone National
Circuit Length = 1.6404 miles
Start: 10:25 Flag 10:46 End: 10:47

Printed - 10:48 Sunday, 28 September 2014



2014 Dunlop MSA Formula Ford Championship of Great Britain

ROUND 27 - CLASSIFICATION

POS	NO	CL	PIC NAME	NAT	ENTRY	LAPS	TIME	GAP	DIFF	MPH	BEST	ON
1	2		1 Jayde KRUGER	RSA	Mygale M12 SJ - Mountune - JTR	22	20:39.499			104.82	55.987	12
2	6		2 Harrison SCOTT	GBR	Mygale M13 SJ - Swindon - Falcon Motorsport	22	20:41.114	1.615	1.615	104.68	55.898	5
3	16	S	1 Ashley SUTTON	GBR	Mygale M12-SJ - Scholar - MBM Motorsport	22	20:43.115	3.616	2.001	104.51	55.948	9
4	18		3 Max MARSHALL	GBR	Mygale M12 SJ - Mountune - JTR	22	20:44.216	4.717	1.101	104.42	56.033	11
5	74		4 James ABBOTT	GBR	Mygale M13-SJ - Mountune - Radical Motorsport	22	20:52.729	13.230	8.513	103.71	56.422	5
6	25	S	2 Louise RICHARDSON	GBR	Mygale M12-SJ - Mountune - Richardson Racing	22	20:57.333	17.834	4.604	103.33	56.764	6
7	20	S	3 Clay MITCHELL	GBR	Mygale M12-SJ - Mountune - JTR	22	20:59.023	19.524	1.690	103.19	56.858	17
8	94	S	4 Michael O'BRIEN	GBR	Mygale M12-SJ - Scholar - MBM Motorsport	22	21:00.068	20.569	1.045	103.10	56.762	18
9	23	S	5 Chris MEALIN	GBR	Mygale M12-SJ - Swindon - Falcon Motorsport	22	21:04.495	24.996	4.427	102.74	56.946	8
10	79	S	6 Jessica HAWKINS	GBR	Mygale M12-SJ - Scholar - MBM Motorsport	22	21:11.809	32.310	7.314	102.15	57.281	8
11	24	S	7 Ovie IRORO	NIG	Mygale M12-SJ - Scholar - Richardson Racing	21	20:47.319	1 Lap	1 Lap	99.42	58.723	3
12	88		5 Greg HOLLOWAY	AUS	Sinter LA12 - Scholar - SWB Motorsport	21	20:48.001	1 Lap	0.682	99.37	58.670	3

NOT CLASSIFIED

DNF	26		Juan ROSSO	ARG	Mygale M13-SJ - Mountune - Radical Motorsport	5	4:58.620	17 Laps	16 Laps	98.88	56.874	3
-----	----	--	------------	-----	---	---	----------	---------	---------	-------	--------	---

FASTEST LAP

6			Harrison SCOTT	GBR	Mygale M13 SJ - Swindon - Falcon Motorsport	5	55.898	105.65 mph	170.02 kph
16	S		Ashley SUTTON	GBR	Mygale M12-SJ - Scholar - MBM Motorsport	9	55.948	105.55 mph	169.87 kph

Weather / Track : Cloudy / Dry

These results are provisional until the conclusion of any judicial and technical matters.

Silverstone National

Circuit Length = 1.6404 miles

Start: 16:09 Flag 16:30 End: 16:31

Clerk Of Course :

Timekeeper :

Results can be found at www.tsl-timing.com

Printed - 16:32 Sunday, 28 September 2014

2014 Dunlop MSA Formula Ford Championship of Great Britain

ROUND 27 - SECTOR ANALYSIS

SECTOR 1 = FL to I1, SECTOR 2 = I1 to FL, DIFF = Difference To Personal Best Lap

P1		2		Jayde KRUGER		Mygale M12 SJ - Mountune - JTR			
IDEAL LAP TIME : 55.940		BEST LAP TIME : 55.987		DIFFERENCE : 0.047					
LAP	SECTOR 1		SECTOR 2		LAP TIME	MPH	DIFF	TIME OF DAY	
1 -		133.4	23.282	126.4	58.364	101.18	2.377	16:10:52.002	
2 -	33.158	135.0	22.981	126.7	56.139	105.19	0.152	16:11:48.141	
3 -	33.188	135.2	22.943	127.2	56.131	105.21	0.144	16:12:44.272	
4 -	33.173	135.0	23.011	126.7	56.184	105.11	0.197	16:13:40.456	
5 -	33.067	135.2	23.119	127.2	56.186	105.10	0.199	16:14:36.642	
6 -	33.105	134.7	22.974	127.2	56.079 (3)	105.30	0.092	16:15:32.721	
7 -	33.103	135.0	22.990	127.4	56.093	105.28	0.106	16:16:28.814	
8 -	33.090	135.2	23.043	127.2	56.133	105.20	0.146	16:17:24.947	
9 -	33.285	135.0	22.974	127.7	56.259	104.97	0.272	16:18:21.206	
10 -	33.237	135.2	22.873	127.4	56.110	105.25	0.123	16:19:17.316	
11 -	33.184	135.5	23.026	127.4	56.210	105.06	0.223	16:20:13.526	
12 -	33.081	135.8	22.906	127.4	55.987 (1)	105.48		16:21:09.513	
13 -	33.101	135.5	23.077	127.2	56.178	105.12	0.191	16:22:05.691	
14 -	33.109	135.8	22.930	127.2	56.039 (2)	105.38	0.052	16:23:01.730	
15 -	33.174	135.5	23.020	127.4	56.194	105.09	0.207	16:23:57.924	
16 -	33.175	135.8	23.069	126.4	56.244	105.00	0.257	16:24:54.168	
17 -	33.228	135.2	23.124	126.4	56.352	104.79	0.365	16:25:50.520	
18 -	33.176	136.1	23.104	127.2	56.280	104.93	0.293	16:26:46.800	
19 -	33.173	135.5	23.078	126.7	56.251	104.98	0.264	16:27:43.051	
20 -	33.272	135.8	23.259	127.4	56.531	104.46	0.544	16:28:39.582	
21 -	33.347	135.5	23.695	126.9	57.042	103.53	1.055	16:29:36.624	
22 -	33.422	135.5	23.091	126.9	56.513	104.50	0.526	16:30:33.137	

P2		6		Harrison SCOTT		Mygale M13 SJ - Swindon - Falcon Motorsport			
IDEAL LAP TIME : 55.898		BEST LAP TIME : 55.898		DIFFERENCE : 0.000					
LAP	SECTOR 1		SECTOR 2		LAP TIME	MPH	DIFF	TIME OF DAY	
1 -		135.5	23.502	128.1	58.793	100.44	2.895	16:10:52.431	
2 -	33.433	134.2	23.055	126.9	56.488	104.54	0.590	16:11:48.919	
3 -	33.186	134.2	23.005	126.7	56.191	105.09	0.293	16:12:45.110	
4 -	33.119	134.2	22.947	126.4	56.066 (2)	105.33	0.168	16:13:41.176	
5 -	32.983	134.7	22.915	126.9	55.898 (1)	105.65		16:14:37.074	
6 -	33.237	134.2	22.950	126.4	56.187	105.10	0.289	16:15:33.261	
7 -	33.167	133.6	23.019	126.7	56.186	105.10	0.288	16:16:29.447	
8 -	33.300	133.9	23.078	126.2	56.378	104.75	0.480	16:17:25.825	
9 -	33.173	133.9	23.026	125.9	56.199	105.08	0.301	16:18:22.024	
10 -	33.160	133.9	22.952	126.4	56.112 (3)	105.24	0.214	16:19:18.136	
11 -	33.105	133.9	23.016	125.9	56.121	105.23	0.223	16:20:14.257	
12 -	33.089	133.9	23.047	126.2	56.136	105.20	0.238	16:21:10.393	
13 -	33.120	134.2	23.051	125.9	56.171	105.13	0.273	16:22:06.564	
14 -	33.230	133.9	22.995	126.4	56.225	105.03	0.327	16:23:02.789	
15 -	33.206	133.9	23.049	126.2	56.255	104.98	0.357	16:23:59.044	
16 -	33.347	133.9	23.185	126.2	56.532	104.46	0.634	16:24:55.576	
17 -	33.178	134.2	23.152	126.2	56.330	104.84	0.432	16:25:51.906	
18 -	33.397	133.6	23.120	125.7	56.517	104.49	0.619	16:26:48.423	
19 -	33.391	133.9	23.100	126.4	56.491	104.54	0.593	16:27:44.914	
20 -	33.246	133.9	23.255	126.2	56.501	104.52	0.603	16:28:41.415	
21 -	33.490	133.6	23.192	125.9	56.682	104.18	0.784	16:29:38.097	
22 -	33.389	133.6	23.266	125.7	56.655	104.23	0.757	16:30:34.752	

P3		16 S		Ashley SUTTON		Mygale M12-SJ - Scholar - MBM Motorsport			
IDEAL LAP TIME : 55.948		BEST LAP TIME : 55.948		DIFFERENCE : 0.000					
LAP	SECTOR 1		SECTOR 2		LAP TIME	MPH	DIFF	TIME OF DAY	
1 -		135.5	23.498	124.5	58.716	100.57	2.768	16:10:52.354	
2 -	33.822	133.9	23.099	125.5	56.921	103.75	0.973	16:11:49.275	
3 -	33.353	133.9	23.020	125.2	56.373	104.76	0.425	16:12:45.648	
4 -	33.314	133.6	22.993	125.7	56.307	104.88	0.359	16:13:41.955	
5 -	33.264	133.6	23.021	125.5	56.285	104.92	0.337	16:14:38.240	
6 -	33.234	133.9	22.954	126.2	56.188	105.10	0.240	16:15:34.428	

Weather / Track : Cloudy / Dry

Silverstone National

Circuit Length = 1.6404 miles

Start: 16:09 Flag 16:30 End: 16:31

2014 Dunlop MSA Formula Ford Championship of Great Britain

ROUND 27 - SECTOR ANALYSIS

SECTOR 1 = FL to I1, SECTOR 2 = I1 to FL, DIFF = Difference To Personal Best Lap

7 -	33.237	133.4	22.954	125.9	56.191	105.09	0.243	16:16:30.619
8 -	33.213	133.6	22.972	126.4	56.185 (3)	105.11	0.237	16:17:26.804
9 -	33.096	134.2	22.852	126.2	55.948 (1)	105.55		16:18:22.752
10 -	33.239	133.9	22.985	126.4	56.224	105.03	0.276	16:19:18.976
11 -	33.225	134.2	23.015	126.4	56.240	105.00	0.292	16:20:15.216
12 -	33.138	134.4	22.977	126.4	56.115 (2)	105.24	0.167	16:21:11.331
13 -	33.293	134.2	23.022	125.7	56.315	104.86	0.367	16:22:07.646
14 -	33.467	133.6	22.949	126.2	56.416	104.68	0.468	16:23:04.062
15 -	33.335	134.4	23.025	126.2	56.360	104.78	0.412	16:24:00.422
16 -	33.225	134.7	23.113	125.9	56.338	104.82	0.390	16:24:56.760
17 -	33.293	134.7	23.122	125.7	56.415	104.68	0.467	16:25:53.175
18 -	33.354	134.4	23.040	126.2	56.394	104.72	0.446	16:26:49.569
19 -	33.871	133.4	23.360	125.5	57.231	103.19	1.283	16:27:46.800
20 -	33.585	134.2	23.067	126.2	56.652	104.24	0.704	16:28:43.452
21 -	33.448	132.8	23.281	125.7	56.729	104.10	0.781	16:29:40.181
22 -	33.408	133.9	23.164	126.2	56.572	104.39	0.624	16:30:36.753

P4 18 Max MARSHALL

Mygale M12 SJ - Mountune - JTR

IDEAL LAP TIME : 55.995

BEST LAP TIME : 56.033

DIFFERENCE : 0.038

LAP	SECTOR 1	SECTOR 2	LAP TIME	MPH	DIFF	TIME OF DAY		
1 -	134.2	23.346	126.9	59.587	99.10	3.554	16:10:53.225	
2 -	33.354	135.8	23.132	126.7	56.486	104.55	0.453	16:11:49.711
3 -	33.324	135.5	23.140	126.9	56.464	104.59	0.431	16:12:46.175
4 -	33.317	135.2	23.043	127.2	56.360	104.78	0.327	16:13:42.535
5 -	33.119	135.8	23.028	127.2	56.147 (3)	105.18	0.114	16:14:38.682
6 -	33.265	135.2	23.017	127.7	56.282	104.92	0.249	16:15:34.964
7 -	33.160	135.2	23.013	127.4	56.173	105.13	0.140	16:16:31.137
8 -	33.330	135.2	23.020	127.2	56.350	104.80	0.317	16:17:27.487
9 -	33.115	135.5	23.035	127.2	56.150	105.17	0.117	16:18:23.637
10 -	33.074	135.5	23.019	127.4	56.093 (2)	105.28	0.060	16:19:19.730
11 -	32.989	136.1	23.044	127.2	56.033 (1)	105.39		16:20:15.763
12 -	33.143	136.3	23.006	127.4	56.149	105.17	0.116	16:21:11.912
13 -	33.140	136.1	23.092	126.9	56.232	105.02	0.199	16:22:08.144
14 -	33.228	136.6	23.084	127.2	56.312	104.87	0.279	16:23:04.456
15 -	33.158	136.9	23.051	127.2	56.209	105.06	0.176	16:24:00.665
16 -	33.235	136.1	23.092	127.4	56.327	104.84	0.294	16:24:56.992
17 -	33.240	136.6	23.133	127.4	56.373	104.76	0.340	16:25:53.365
18 -	33.442	135.8	23.146	126.7	56.588	104.36	0.555	16:26:49.953
19 -	33.493	136.3	23.416	127.4	56.909	103.77	0.876	16:27:46.862
20 -	34.834	134.4	23.076	126.7	57.910	101.98	1.877	16:28:44.772
21 -	33.427	135.2	23.156	127.4	56.583	104.37	0.550	16:29:41.355
22 -	33.426	135.5	23.073	127.4	56.499	104.52	0.466	16:30:37.854

P5 74 James ABBOTT

Mygale M13-SJ - Mountune - Radical Motorsport

IDEAL LAP TIME : 56.358

BEST LAP TIME : 56.422

DIFFERENCE : 0.064

LAP	SECTOR 1	SECTOR 2	LAP TIME	MPH	DIFF	TIME OF DAY		
1 -	134.4	23.677	125.9	1:00.204	98.09	3.782	16:10:53.842	
2 -	33.503	133.6	23.346	125.9	56.849	103.88	0.427	16:11:50.691
3 -	33.454	134.2	23.236	126.2	56.690	104.17	0.268	16:12:47.381
4 -	33.330	134.7	23.239	126.2	56.569	104.39	0.147	16:13:43.950
5 -	33.190	134.7	23.232	125.5	56.422 (1)	104.66		16:14:40.372
6 -	33.316	135.0	23.168	126.4	56.484 (2)	104.55	0.062	16:15:36.856
7 -	33.351	134.7	23.238	126.4	56.589	104.36	0.167	16:16:33.445
8 -	33.240	135.2	23.297	125.7	56.537 (3)	104.45	0.115	16:17:29.982
9 -	33.355	134.4	23.212	126.2	56.567	104.40	0.145	16:18:26.549
10 -	33.702	131.8	23.432	126.7	57.134	103.36	0.712	16:19:23.683
11 -	33.365	135.2	23.393	125.9	56.758	104.04	0.336	16:20:20.441
12 -	33.492	134.7	23.421	123.6	56.913	103.76	0.491	16:21:17.354
13 -	33.593	135.0	23.349	126.2	56.942	103.71	0.520	16:22:14.296
14 -	33.695	132.3	23.371	124.5	57.066	103.48	0.644	16:23:11.362
15 -	33.398	135.0	23.302	125.7	56.700	104.15	0.278	16:24:08.062
16 -	33.575	134.2	23.321	124.5	56.896	103.79	0.474	16:25:04.958
17 -	33.529	134.7	23.433	125.2	56.962	103.67	0.540	16:26:01.920

Silverstone National

Circuit Length = 1.6404 miles

Start: 16:09 Flag 16:30 End: 16:31

Weather / Track : Cloudy / Dry

2014 Dunlop MSA Formula Ford Championship of Great Britain

ROUND 27 - SECTOR ANALYSIS

SECTOR 1 = FL to I1, SECTOR 2 = I1 to FL, DIFF = Difference To Personal Best Lap

18 -	33.524	133.9	23.458	123.6	56.982	103.64	0.560	16:26:58.902
19 -	33.572	134.2	23.469	124.7	57.041	103.53	0.619	16:27:55.943
20 -	33.508	134.2	23.296	125.5	56.804	103.96	0.382	16:28:52.747
21 -	33.481	134.4	23.323	125.5	56.804	103.96	0.382	16:29:49.551
22 -	33.496	134.2	23.320	126.2	56.816	103.94	0.394	16:30:46.367

P6		25 S		Louise RICHARDSON		Mygale M12-SJ - Mountune - Richardson Racing			
IDEAL LAP TIME : 56.623		BEST LAP TIME : 56.764		DIFFERENCE : 0.141					
LAP	SECTOR 1		SECTOR 2		LAP TIME	MPH	DIFF	TIME OF DAY	
1 -		134.4	23.762	125.5	1:00.480	97.64	3.716	16:10:54.118	
2 -	33.725	133.1	23.259	125.2	56.984	103.63	0.220	16:11:51.102	
3 -	33.474	133.4	23.314	125.0	56.788 (3)	103.99	0.024	16:12:47.890	
4 -	33.532	132.8	23.260	124.7	56.792	103.98	0.028	16:13:44.682	
5 -	33.439	133.1	23.418	124.7	56.857	103.86	0.093	16:14:41.539	
6 -	33.439	133.1	23.325	124.5	56.764 (1)	104.03		16:15:38.303	
7 -	33.514	132.8	23.322	124.7	56.836	103.90	0.072	16:16:35.139	
8 -	33.707	132.3	23.436	124.3	57.143	103.34	0.379	16:17:32.282	
9 -	33.646	132.6	23.184	124.0	56.830	103.91	0.066	16:18:29.112	
10 -	33.581	132.6	23.394	124.5	56.975	103.65	0.211	16:19:26.087	
11 -	33.539	132.8	23.337	123.8	56.876	103.83	0.112	16:20:22.963	
12 -	33.494	133.1	23.279	124.0	56.773 (2)	104.02	0.009	16:21:19.736	
13 -	33.579	133.1	23.391	124.3	56.970	103.66	0.206	16:22:16.706	
14 -	33.672	132.6	23.350	124.0	57.022	103.56	0.258	16:23:13.728	
15 -	33.648	132.6	23.307	123.8	56.955	103.69	0.191	16:24:10.683	
16 -	33.576	132.8	23.396	123.8	56.972	103.65	0.208	16:25:07.655	
17 -	33.720	132.3	23.585	124.0	57.305	103.05	0.541	16:26:04.960	
18 -	33.900	132.6	23.601	123.3	57.501	102.70	0.737	16:27:02.461	
19 -	33.544	132.6	23.358	124.0	56.902	103.78	0.138	16:27:59.363	
20 -	33.721	132.6	23.358	124.0	57.079	103.46	0.315	16:28:56.442	
21 -	33.808	132.3	23.519	123.8	57.327	103.01	0.563	16:29:53.769	
22 -	33.787	132.1	23.415	123.8	57.202	103.24	0.438	16:30:50.971	

P7		20 S		Clay MITCHELL		Mygale M12-SJ - Mountune - JTR			
IDEAL LAP TIME : 56.824		BEST LAP TIME : 56.858		DIFFERENCE : 0.034					
LAP	SECTOR 1		SECTOR 2		LAP TIME	MPH	DIFF	TIME OF DAY	
1 -		133.6	23.628	126.2	1:00.939	96.91	4.081	16:10:54.577	
2 -	33.882	133.6	23.346	125.7	57.228	103.19	0.370	16:11:51.805	
3 -	33.834	133.4	23.325	125.2	57.159	103.32	0.301	16:12:48.964	
4 -	33.647	133.6	23.663	124.7	57.310	103.04	0.452	16:13:46.274	
5 -	33.694	133.4	23.461	125.0	57.155	103.32	0.297	16:14:43.429	
6 -	33.651	133.1	23.346	125.2	56.997	103.61	0.139	16:15:40.426	
7 -	33.704	133.1	23.377	125.2	57.081	103.46	0.223	16:16:37.507	
8 -	33.612	132.6	23.280	125.2	56.892 (3)	103.80	0.034	16:17:34.399	
9 -	33.781	132.8	23.287	125.0	57.068	103.48	0.210	16:18:31.467	
10 -	33.658	133.1	23.261	125.0	56.919	103.75	0.061	16:19:28.386	
11 -	33.678	132.8	23.249	125.0	56.927	103.74	0.069	16:20:25.313	
12 -	33.654	133.1	23.329	125.0	56.983	103.63	0.125	16:21:22.296	
13 -	33.646	133.1	23.272	125.0	56.918	103.75	0.060	16:22:19.214	
14 -	33.631	133.4	23.366	125.0	56.997	103.61	0.139	16:23:16.211	
15 -	33.897	133.4	23.352	124.7	57.249	103.15	0.391	16:24:13.460	
16 -	33.705	133.6	23.328	125.0	57.033	103.54	0.175	16:25:10.493	
17 -	33.577	133.6	23.281	124.7	56.858 (1)	103.86		16:26:07.351	
18 -	33.616	133.4	23.247	125.2	56.863 (2)	103.85	0.005	16:27:04.214	
19 -	33.703	133.6	23.357	125.0	57.060	103.49	0.202	16:28:01.274	
20 -	33.627	133.1	23.296	125.0	56.923	103.74	0.065	16:28:58.197	
21 -	33.766	133.6	23.464	124.5	57.230	103.19	0.372	16:29:55.427	
22 -	33.874	133.4	23.360	125.0	57.234	103.18	0.376	16:30:52.661	

P8		94 S		Michael O'BRIEN		Mygale M12-SJ - Scholar - MBM Motorsport			
IDEAL LAP TIME : 56.705		BEST LAP TIME : 56.762		DIFFERENCE : 0.057					
LAP	SECTOR 1		SECTOR 2		LAP TIME	MPH	DIFF	TIME OF DAY	
1 -		133.1	23.833	125.5	1:01.746	95.64	4.984	16:10:55.384	

Weather / Track : Cloudy / Dry

Silverstone National
Circuit Length = 1.6404 miles
Start: 16:09 Flag 16:30 End: 16:31

2014 Dunlop MSA Formula Ford Championship of Great Britain

ROUND 27 - SECTOR ANALYSIS

SECTOR 1 = FL to I1, SECTOR 2 = I1 to FL, DIFF = Difference To Personal Best Lap

2 -	33.625	133.4	23.420	124.7	57.045	103.52	0.283	16:11:52.429
3 -	33.612	133.4	23.470	125.0	57.082	103.45	0.320	16:12:49.511
4 -	33.598	133.6	23.659	122.9	57.257	103.14	0.495	16:13:46.768
5 -	33.725	133.1	23.398	125.0	57.123	103.38	0.361	16:14:43.891
6 -	33.508	133.4	23.367	125.0	56.875	103.83	0.113	16:15:40.766
7 -	33.801	133.4	23.553	124.7	57.354	102.96	0.592	16:16:38.120
8 -	33.535	132.6	23.459	124.7	56.994	103.61	0.232	16:17:35.114
9 -	33.471	133.6	23.378	124.5	56.849	(2) 103.88	0.087	16:18:31.963
10 -	33.479	133.4	23.551	124.3	57.030	103.55	0.268	16:19:28.993
11 -	33.482	133.4	23.368	124.5	56.850	(3) 103.88	0.088	16:20:25.843
12 -	33.461	133.9	23.516	124.3	56.977	103.65	0.215	16:21:22.820
13 -	33.548	133.6	23.482	124.3	57.030	103.55	0.268	16:22:19.850
14 -	33.488	133.6	23.372	124.3	56.860	103.86	0.098	16:23:16.710
15 -	33.724	133.9	23.597	125.0	57.321	103.02	0.559	16:24:14.031
16 -	33.577	134.2	23.547	124.5	57.124	103.38	0.362	16:25:11.155
17 -	33.495	133.6	23.543	124.3	57.038	103.53	0.276	16:26:08.193
18 -	33.338	134.2	23.424	124.5	56.762	(1) 104.04		16:27:04.955
19 -	33.475	133.9	23.489	124.0	56.964	103.67	0.202	16:28:01.919
20 -	34.119	133.1	23.416	124.5	57.535	102.64	0.773	16:28:59.454
21 -	33.685	133.6	23.413	124.5	57.098	103.43	0.336	16:29:56.552
22 -	33.523	133.4	23.631	124.5	57.154	103.32	0.392	16:30:53.706

P9 23 S Chris MEALIN

Mygale M12-SJ - Swindon - Falcon Motorsport

IDEAL LAP TIME : 56.885

BEST LAP TIME : 56.946

DIFFERENCE : 0.061

LAP	SECTOR 1		SECTOR 2		LAP TIME	MPH	DIFF	TIME OF DAY
1 -		134.2	23.991	125.0	1:02.028	95.20	5.082	16:10:55.666
2 -	33.848	132.1	23.532	124.5	57.380	102.92	0.434	16:11:53.046
3 -	33.742	131.8	23.328	124.3	57.070	103.48	0.124	16:12:50.116
4 -	33.727	131.8	23.325	124.7	57.052	103.51	0.106	16:13:47.168
5 -	34.484	131.8	23.256	124.5	57.740	102.28	0.794	16:14:44.908
6 -	33.775	131.8	23.260	124.5	57.035	103.54	0.089	16:15:41.943
7 -	33.629	131.5	23.352	124.7	56.981	(2) 103.64	0.035	16:16:38.924
8 -	33.633	131.5	23.313	124.3	56.946	(1) 103.70		16:17:35.870
9 -	33.644	131.3	23.384	124.3	57.028	(3) 103.55	0.082	16:18:32.898
10 -	33.670	131.3	23.387	123.8	57.057	103.50	0.111	16:19:29.955
11 -	33.743	131.0	23.355	123.8	57.098	103.43	0.152	16:20:27.053
12 -	33.718	130.8	23.469	123.6	57.187	103.26	0.241	16:21:24.240
13 -	33.725	131.3	23.344	123.8	57.069	103.48	0.123	16:22:21.309
14 -	33.771	131.8	23.422	123.8	57.193	103.25	0.247	16:23:18.502
15 -	33.829	132.1	23.566	123.8	57.395	102.89	0.449	16:24:15.897
16 -	33.937	131.8	23.536	123.3	57.473	102.75	0.527	16:25:13.370
17 -	33.993	131.8	23.483	123.6	57.476	102.75	0.530	16:26:10.846
18 -	33.966	131.8	23.563	123.3	57.529	102.65	0.583	16:27:08.375
19 -	33.820	131.5	23.519	124.3	57.339	102.99	0.393	16:28:05.714
20 -	33.966	131.5	23.546	124.5	57.512	102.68	0.566	16:29:03.226
21 -	33.956	131.5	23.534	124.0	57.490	102.72	0.544	16:30:00.716
22 -	33.972	131.5	23.445	124.3	57.417	102.85	0.471	16:30:58.133

P10 79 S Jessica HAWKINS

Mygale M12-SJ - Scholar - MBM Motorsport

IDEAL LAP TIME : 57.201

BEST LAP TIME : 57.281

DIFFERENCE : 0.080

LAP	SECTOR 1		SECTOR 2		LAP TIME	MPH	DIFF	TIME OF DAY
1 -		131.3	23.913	124.3	1:03.057	93.65	5.776	16:10:56.695
2 -	34.399	131.3	23.682	123.1	58.081	101.67	0.800	16:11:54.776
3 -	33.949	132.3	23.736	122.9	57.685	102.37	0.404	16:12:52.461
4 -	33.793	132.3	23.594	123.3	57.387	102.90	0.106	16:13:49.848
5 -	33.850	132.3	23.598	123.6	57.448	102.80	0.167	16:14:47.296
6 -	33.890	131.8	23.689	122.9	57.579	102.56	0.298	16:15:44.875
7 -	33.858	131.8	23.680	123.6	57.538	102.63	0.257	16:16:42.413
8 -	33.778	131.8	23.503	123.6	57.281	(1) 103.09		16:17:39.694
9 -	33.834	131.8	23.654	122.9	57.488	102.72	0.207	16:18:37.182
10 -	33.698	131.8	23.739	123.1	57.437	102.81	0.156	16:19:34.619
11 -	33.706	131.8	23.625	123.1	57.331	(3) 103.01	0.050	16:20:31.950
12 -	33.907	132.1	23.724	122.9	57.631	102.47	0.350	16:21:29.581

Silverstone National

Circuit Length = 1.6404 miles

Start: 16:09 Flag 16:30 End: 16:31

Weather / Track : Cloudy / Dry

2014 Dunlop MSA Formula Ford Championship of Great Britain

ROUND 27 - SECTOR ANALYSIS

SECTOR 1 = FL to I1, SECTOR 2 = I1 to FL, DIFF = Difference To Personal Best Lap

13 -	33.897	131.8	23.620	123.1	57.517	102.67	0.236	16:22:27.098
14 -	33.868	132.1	23.694	122.9	57.562	102.59	0.281	16:23:24.660
15 -	33.749	132.1	23.575	123.1	57.324 (2)	103.02	0.043	16:24:21.984
16 -	33.991	132.3	23.783	122.4	57.774	102.22	0.493	16:25:19.758
17 -	33.894	131.8	23.716	122.9	57.610	102.51	0.329	16:26:17.368
18 -	33.816	131.8	23.648	122.6	57.464	102.77	0.183	16:27:14.832
19 -	33.856	131.3	23.756	122.6	57.612	102.50	0.331	16:28:12.444
20 -	33.816	131.5	23.578	123.1	57.394	102.89	0.113	16:29:09.838
21 -	34.186	130.0	23.665	122.9	57.851	102.08	0.570	16:30:07.689
22 -	34.089	131.3	23.669	122.6	57.758	102.24	0.477	16:31:05.447

P11 24 S Ovie IRORO

Mygale M12-SJ - Scholar - Richardson Racing

IDEAL LAP TIME : 58.496

BEST LAP TIME : 58.723

DIFFERENCE : 0.227

LAP	SECTOR 1		SECTOR 2		LAP TIME	MPH	DIFF	TIME OF DAY
1 -		129.5	24.146	120.8	1:02.792	94.05	4.069	16:10:56.430
2 -	34.677	127.8	24.391	121.1	59.068	99.98	0.345	16:11:55.498
3 -	34.515	129.5	24.208	121.7	58.723 (1)	100.56		16:12:54.221
4 -	34.891	129.3	24.213	120.8	59.104	99.91	0.381	16:13:53.325
5 -	34.797	128.8	23.981	120.8	58.778 (2)	100.47	0.055	16:14:52.103
6 -	34.608	129.3	24.564	121.1	59.172	99.80	0.449	16:15:51.275
7 -	35.207	127.5	24.182	120.4	59.389	99.44	0.666	16:16:50.664
8 -	34.828	128.3	24.243	121.3	59.071	99.97	0.348	16:17:49.735
9 -	34.773	128.5	24.130	121.3	58.903 (3)	100.26	0.180	16:18:48.638
10 -	34.868	128.5	24.174	120.0	59.042	100.02	0.319	16:19:47.680
11 -	34.821	128.5	24.328	119.5	59.149	99.84	0.426	16:20:46.829
12 -	34.752	128.3	24.231	120.0	58.983	100.12	0.260	16:21:45.812
13 -	34.840	128.5	24.277	121.1	59.117	99.89	0.394	16:22:44.929
14 -	34.825	127.3	24.332	120.6	59.157	99.83	0.434	16:23:44.086
15 -	34.849	128.3	24.073	120.2	58.922	100.22	0.199	16:24:43.008
16 -	35.079	126.8	24.540	119.7	59.619	99.05	0.896	16:25:42.627
17 -	34.993	128.0	24.267	120.2	59.260	99.65	0.537	16:26:41.887
18 -	34.985	128.0	24.302	120.0	59.287	99.61	0.564	16:27:41.174
19 -	34.788	127.5	24.431	120.2	59.219	99.72	0.496	16:28:40.393
20 -	35.683	128.8	24.945	119.7	1:00.628	97.40	1.905	16:29:41.021
21 -	35.318	128.3	24.618	119.7	59.936	98.53	1.213	16:30:40.957

P12 88 Greg HOLLOWAY

Sinter LA12 - Scholar - SWB Motorsport

IDEAL LAP TIME : 58.670

BEST LAP TIME : 58.670

DIFFERENCE : 0.000

LAP	SECTOR 1		SECTOR 2		LAP TIME	MPH	DIFF	TIME OF DAY
1 -		126.6	24.244	121.3	1:04.398	91.70	5.728	16:10:58.036
2 -	34.889	129.8	24.204	121.5	59.093	99.93	0.423	16:11:57.129
3 -	34.599	130.3	24.071	122.0	58.670 (1)	100.65		16:12:55.799
4 -	34.625	130.8	24.179	122.2	58.804 (2)	100.42	0.134	16:13:54.603
5 -	34.688	130.8	24.244	122.0	58.932	100.21	0.262	16:14:53.535
6 -	34.782	130.5	24.248	122.0	59.030	100.04	0.360	16:15:52.565
7 -	34.725	130.5	24.222	122.6	58.947	100.18	0.277	16:16:51.512
8 -	34.796	131.0	24.208	122.9	59.004	100.08	0.334	16:17:50.516
9 -	34.672	131.5	24.313	123.3	58.985	100.12	0.315	16:18:49.501
10 -	34.653	131.3	24.297	122.9	58.950	100.18	0.280	16:19:48.451
11 -	34.665	132.1	24.160	123.3	58.825 (3)	100.39	0.155	16:20:47.276
12 -	35.324	131.5	24.318	122.6	59.642	99.01	0.972	16:21:46.918
13 -	34.607	131.8	24.260	122.9	58.867	100.32	0.197	16:22:45.785
14 -	34.948	130.5	24.341	123.1	59.289	99.60	0.619	16:23:45.074
15 -	34.758	132.1	24.261	122.6	59.019	100.06	0.349	16:24:44.093
16 -	34.710	131.0	24.431	122.9	59.141	99.85	0.471	16:25:43.234
17 -	35.013	131.5	24.341	122.9	59.354	99.49	0.684	16:26:42.588
18 -	34.877	131.5	24.265	122.9	59.142	99.85	0.472	16:27:41.730
19 -	35.442	131.3	24.843	123.1	1:00.285	97.96	1.615	16:28:42.015
20 -	34.998	126.1	25.090	123.6	1:00.088	98.28	1.418	16:29:42.103
21 -	35.164	130.3	24.372	124.0	59.536	99.19	0.866	16:30:41.639

Weather / Track : Cloudy / Dry

Silverstone National

Circuit Length = 1.6404 miles

Start: 16:09 Flag 16:30 End: 16:31

2014 Dunlop MSA Formula Ford Championship of Great Britain

ROUND 27 - SECTOR ANALYSIS

SECTOR 1 = FL to I1, SECTOR 2 = I1 to FL, DIFF = Difference To Personal Best Lap

P13 26		Juan ROSSO			Mygale M13-SJ - Mountune - Radical Motorsport			
IDEAL LAP TIME : 56.874		BEST LAP TIME : 56.874			DIFFERENCE : 0.000			
LAP	SECTOR 1		SECTOR 2		LAP TIME	MPH	DIFF	TIME OF DAY
1 -		133.9	23.592	125.7	1:00.748	97.21	3.874	16:10:54.386
2 -	33.738	134.2	23.406	125.0	57.144 (2)	103.34	0.270	16:11:51.530
3 -	33.527	134.4	23.347	125.5	56.874 (1)	103.83		16:12:48.404
4 -	33.794	132.8	24.632	123.1	58.426 (3)	101.07	1.552	16:13:46.830
5 -	35.150	133.9	IN PIT		1:05.428 P	90.26	8.554	16:14:52.258

2014 Dunlop MSA Formula Ford Championship of Great Britain

ROUND 27 - BEST SPEEDS

POS	SECTOR 1			SECTOR 2			FINISH LINE		
	NO	NAME	MPH	NO	NAME	MPH	NO	NAME	MPH
1	18	Max MARSHALL	136.9				6	Harrison SCOTT	128.1
2	2	Jayde KRUGER	136.1				2	Jayde KRUGER	127.7
3	6	Harrison SCOTT	135.5				18	Max MARSHALL	127.7
4	16	Ashley SUTTON	135.5				74	James ABBOTT	126.7
5	74	James ABBOTT	135.2				16	Ashley SUTTON	126.4
6	26	Juan ROSSO	134.4				20	Clay MITCHELL	126.2
7	25	Louise RICHARDSON	134.4				26	Juan ROSSO	125.7
8	23	Chris MEALIN	134.2				25	Louise RICHARDSON	125.5
9	94	Michael O'BRIEN	134.2				94	Michael O'BRIEN	125.5
10	20	Clay MITCHELL	133.6				23	Chris MEALIN	125.0
11	79	Jessica HAWKINS	132.3				79	Jessica HAWKINS	124.3
12	88	Greg HOLLOWAY	132.1				88	Greg HOLLOWAY	124.0
13	24	Ovie IRORO	129.5				24	Ovie IRORO	121.7

Weather / Track : Cloudy / Dry

Results can be found at www.tsl-timing.com

Silverstone National
Circuit Length = 1.6404 miles
Start: 16:09 Flag 16:30 End: 16:31

Printed - 16:31 Sunday, 28 September 2014

2014 Dunlop MSA Formula Ford Championship of Great Britain

ROUND 27 - BEST SECTORS

SECTOR 1			SECTOR 2			IDEAL / BEST COMPARISON						
POS	NO	NAME	TIME	NO	NAME	TIME	POS	NO	NAME	IDEAL	BEST	DIFF
1	6	SCOTT	32.983	16	SUTTON	22.852						
2	18	MARSHALL	32.989	2	KRUGER	22.873	1	6	SCOTT	55.898	55.898	0.000
3	2	KRUGER	33.067	6	SCOTT	22.915	2	2	KRUGER	55.940	55.987	0.047
4	16	SUTTON	33.096	18	MARSHALL	23.006	3	16	SUTTON	55.948	55.948	0.000
5	74	ABBOTT	33.190	74	ABBOTT	23.168	4	18	MARSHALL	55.995	56.033	0.038
6	94	O'BRIEN	33.338	25	RICHARDSON	23.184	5	74	ABBOTT	56.358	56.422	0.064
7	25	RICHARDSON	33.439	20	MITCHELL	23.247	6	25	RICHARDSON	56.623	56.764	0.141
8	26	ROSSO	33.527	23	MEALIN	23.256	7	94	O'BRIEN	56.705	56.762	0.057
9	20	MITCHELL	33.577	26	ROSSO	23.347	8	20	MITCHELL	56.824	56.858	0.034
10	23	MEALIN	33.629	94	O'BRIEN	23.367	9	26	ROSSO	56.874	56.874	0.000
11	79	HAWKINS	33.698	79	HAWKINS	23.503	10	23	MEALIN	56.885	56.946	0.061
12	24	IRORO	34.515	24	IRORO	23.981	11	79	HAWKINS	57.201	57.281	0.080
13	88	HOLLOWAY	34.599	88	HOLLOWAY	24.071	12	24	IRORO	58.496	58.723	0.227
							13	88	HOLLOWAY	58.670	58.670	0.000

Weather / Track : Cloudy / Dry

Results can be found at www.tsl-timing.com

Silverstone National
 Circuit Length = 1.6404 miles
 Start: 16:09 Flag 16:30 End: 16:31

Printed - 16:31 Sunday, 28 September 2014

2014 Dunlop MSA Formula Ford Championship of Great Britain

ROUND 27 - LAP CHART

LAP 1 @ 16:10:52.002			LAP 2 @ 16:11:48.141			LAP 3 @ 16:12:44.272			LAP 4 @ 16:13:40.456			LAP 5 @ 16:14:36.642		
NO	BEHIND	LAP TIME	NO	BEHIND	LAP TIME	NO	BEHIND	LAP TIME	NO	BEHIND	LAP TIME	NO	BEHIND	LAP TIME
2		58.364	2		56.139	2		56.131	2		56.184	2		56.186
16	0.352	58.716	6	0.778	56.488	6	0.838	56.191	6	0.720	56.066	6	0.432	55.898
6	0.429	58.793	16	1.134	56.921	16	1.376	56.373	16	1.499	56.307	16	1.598	56.285
18	1.223	59.587	18	1.570	56.486	18	1.903	56.464	18	2.079	56.360	18	2.040	56.147
74	1.840	1:00.204	74	2.550	56.849	74	3.109	56.690	74	3.494	56.569	74	3.730	56.422
25	2.116	1:00.480	25	2.961	56.984	25	3.618	56.788	25	4.226	56.792	25	4.897	56.857
26	2.384	1:00.748	26	3.389	57.144	26	4.132	56.874	20	5.818	57.310	20	6.787	57.155
20	2.575	1:00.939	20	3.664	57.228	20	4.692	57.159	94	6.312	57.257	94	7.249	57.123
94	3.382	1:01.746	94	4.288	57.045	94	5.239	57.082	26	6.374	58.426	23	8.266	57.740
23	3.664	1:02.028	23	4.905	57.380	23	5.844	57.070	23	6.712	57.052	79	10.654	57.448
24	4.428	1:02.792	79	6.635	58.081	79	8.189	57.685	79	9.392	57.387	24	15.461	58.778
79	4.693	1:03.057	24	7.357	59.068	24	9.949	58.723	24	12.869	59.104	26	15.616	1:05.428 P
88	6.034	1:04.398	88	8.988	59.093	88	11.527	58.670	88	14.147	58.804	88	16.893	58.932

Weather / Track : Cloudy / Dry

Results can be found at www.tsl-timing.com

Page 1 of 5

Silverstone National
 Circuit Length = 1.6404 miles
 Start: 16:09 Flag 16:30 End: 16:31

Printed - 16:31 Sunday, 28 September 2014

2014 Dunlop MSA Formula Ford Championship of Great Britain

ROUND 27 - LAP CHART

LAP 6 @ 16:15:32.721			LAP 7 @ 16:16:28.814			LAP 8 @ 16:17:24.947			LAP 9 @ 16:18:21.206			LAP 10 @ 16:19:17.316		
NO	BEHIND	LAP TIME	NO	BEHIND	LAP TIME	NO	BEHIND	LAP TIME	NO	BEHIND	LAP TIME	NO	BEHIND	LAP TIME
2		56.079	2		56.093	2		56.133	2		56.259	2		56.110
6	0.540	56.187	6	0.633	56.186	6	0.878	56.378	6	0.818	56.199	6	0.820	56.112
16	1.707	56.188	16	1.805	56.191	16	1.857	56.185	16	1.546	55.948	16	1.660	56.224
18	2.243	56.282	18	2.323	56.173	18	2.540	56.350	18	2.431	56.150	18	2.414	56.093
74	4.135	56.484	74	4.631	56.589	74	5.035	56.537	74	5.343	56.567	74	6.367	57.134
25	5.582	56.764	25	6.325	56.836	25	7.335	57.143	25	7.906	56.830	25	8.771	56.975
20	7.705	56.997	20	8.693	57.081	20	9.452	56.892	20	10.261	57.068	20	11.070	56.919
94	8.045	56.875	94	9.306	57.354	94	10.167	56.994	94	10.757	56.849	94	11.677	57.030
23	9.222	57.035	23	10.110	56.981	23	10.923	56.946	23	11.692	57.028	23	12.639	57.057
79	12.154	57.579	79	13.599	57.538	79	14.747	57.281	79	15.976	57.488	79	17.303	57.437
24	18.554	59.172	24	21.850	59.389	24	24.788	59.071	24	27.432	58.903	24	30.364	59.042
88	19.844	59.030	88	22.698	58.947	88	25.569	59.004	88	28.295	58.985	88	31.135	58.950

Weather / Track : Cloudy / Dry

Results can be found at www.tsl-timing.com

Page 2 of 5

Silverstone National
 Circuit Length = 1.6404 miles
 Start: 16:09 Flag 16:30 End: 16:31

Printed - 16:31 Sunday, 28 September 2014

2014 Dunlop MSA Formula Ford Championship of Great Britain

ROUND 27 - LAP CHART

LAP 11 @ 16:20:13.526			LAP 12 @ 16:21:09.513			LAP 13 @ 16:22:05.691			LAP 14 @ 16:23:01.730			LAP 15 @ 16:23:57.924		
NO	BEHIND	LAP TIME	NO	BEHIND	LAP TIME	NO	BEHIND	LAP TIME	NO	BEHIND	LAP TIME	NO	BEHIND	LAP TIME
2		56.210	2		55.987	2		56.178	2		56.039	2		56.194
6	0.731	56.121	6	0.880	56.136	6	0.873	56.171	6	1.059	56.225	6	1.120	56.255
16	1.690	56.240	16	1.818	56.115	16	1.955	56.315	16	2.332	56.416	16	2.498	56.360
18	2.237	56.033	18	2.399	56.149	18	2.453	56.232	18	2.726	56.312	18	2.741	56.209
74	6.915	56.758	74	7.841	56.913	74	8.605	56.942	74	9.632	57.066	74	10.138	56.700
25	9.437	56.876	25	10.223	56.773	25	11.015	56.970	25	11.998	57.022	25	12.759	56.955
20	11.787	56.927	20	12.783	56.983	20	13.523	56.918	20	14.481	56.997	20	15.536	57.249
94	12.317	56.850	94	13.307	56.977	94	14.159	57.030	94	14.980	56.860	94	16.107	57.321
23	13.527	57.098	23	14.727	57.187	23	15.618	57.069	23	16.772	57.193	23	17.973	57.395
79	18.424	57.331	79	20.068	57.631	79	21.407	57.517	79	22.930	57.562	79	24.060	57.324
24	33.303	59.149	24	36.299	58.983	24	39.238	59.117	24	42.356	59.157	24	45.084	58.922
88	33.750	58.825	88	37.405	59.642	88	40.094	58.867	88	43.344	59.289	88	46.169	59.019

Weather / Track : Cloudy / Dry

Results can be found at www.tsl-timing.com

Page 3 of 5

Silverstone National
 Circuit Length = 1.6404 miles
 Start: 16:09 Flag 16:30 End: 16:31

Printed - 16:31 Sunday, 28 September 2014

2014 Dunlop MSA Formula Ford Championship of Great Britain

ROUND 27 - LAP CHART

LAP 16 @ 16:24:54.168			LAP 17 @ 16:25:50.520			LAP 18 @ 16:26:46.800			LAP 19 @ 16:27:43.051			LAP 20 @ 16:28:39.582		
NO	BEHIND	LAP TIME	NO	BEHIND	LAP TIME	NO	BEHIND	LAP TIME	NO	BEHIND	LAP TIME	NO	BEHIND	LAP TIME
2		56.244	2		56.352	2		56.280	2		56.251	2		56.531
6	1.408	56.532	6	1.386	56.330	6	1.623	56.517	6	1.863	56.491	24	1 Lap	59.219
16	2.592	56.338	16	2.655	56.415	16	2.769	56.394	16	3.749	57.231	6	1.833	56.501
18	2.824	56.327	18	2.845	56.373	18	3.153	56.588	18	3.811	56.909	88	1 Lap	1:00.285
74	10.790	56.896	74	11.400	56.962	74	12.102	56.982	74	12.892	57.041	16	3.870	56.652
25	13.487	56.972	25	14.440	57.305	25	15.661	57.501	25	16.312	56.902	18	5.190	57.910
20	16.325	57.033	20	16.831	56.858	20	17.414	56.863	20	18.223	57.060	74	13.165	56.804
94	16.987	57.124	94	17.673	57.038	94	18.155	56.762	94	18.868	56.964	25	16.860	57.079
23	19.202	57.473	23	20.326	57.476	23	21.575	57.529	23	22.663	57.339	20	18.615	56.923
79	25.590	57.774	79	26.848	57.610	79	28.032	57.464	79	29.393	57.612	94	19.872	57.535
24	48.459	59.619	24	51.367	59.260	24	54.374	59.287				23	23.644	57.512
88	49.066	59.141	88	52.068	59.354	88	54.930	59.142				79	30.256	57.394

Weather / Track : Cloudy / Dry

Results can be found at www.tsl-timing.com

Page 4 of 5

Silverstone National
 Circuit Length = 1.6404 miles
 Start: 16:09 Flag 16:30 End: 16:31

Printed - 16:31 Sunday, 28 September 2014

2014 Dunlop MSA Formula Ford Championship of Great Britain

ROUND 27 - LAP CHART

LAP 21 @ 16:29:36.624			LAP 22 @ 16:30:33.137		
NO	BEHIND	LAP TIME	NO	BEHIND	LAP TIME
2		57.042	2		56.513
6	1.473	56.682	6	1.615	56.655
16	3.557	56.729	16	3.616	56.572
24	1 Lap	1:00.628	18	4.717	56.499
18	4.731	56.583	24	1 Lap	59.936
88	1 Lap	1:00.088	88	1 Lap	59.536
74	12.927	56.804	74	13.230	56.816
25	17.145	57.327	25	17.834	57.202
20	18.803	57.230	20	19.524	57.234
94	19.928	57.098	94	20.569	57.154
23	24.092	57.490	23	24.996	57.417
79	31.065	57.851	79	32.310	57.758

Weather / Track : Cloudy / Dry

Results can be found at www.tsl-timing.com

Page 5 of 5

Silverstone National
Circuit Length = 1.6404 miles
Start: 16:09 Flag 16:30 End: 16:31

Printed - 16:31 Sunday, 28 September 2014

2014 Dunlop MSA Formula Ford Championship of Great Britain

ROUND 27 - POSITION CHART

No	Name	Lap																						
		Pos	1	2	3	4	5	6	7	8	9	10	11	12	13	14	15	16	17	18	19	20	21	22
2	KRUGER	1	2	2	2	2	2	2	2	2	2	2	2	2	2	2	2	2	2	2	2	2	2	2
16	SUTTON	2	16	6	6	6	6	6	6	6	6	6	6	6	6	6	6	6	6	6	6	6	6	6
6	SCOTT	3	6	16	16	16	16	16	16	16	16	16	16	16	16	16	16	16	16	16	16	16	16	16
18	MARSHALL	4	18	18	18	18	18	18	18	18	18	18	18	18	18	18	18	18	18	18	18	18	18	18
74	ABBOTT	5	74	74	74	74	74	74	74	74	74	74	74	74	74	74	74	74	74	74	74	74	74	74
25	RICHARDSON	6	25	25	25	25	25	25	25	25	25	25	25	25	25	25	25	25	25	25	25	25	25	25
26	ROSSO	7	26	26	26	20	20	20	20	20	20	20	20	20	20	20	20	20	20	20	20	20	20	20
20	MITCHELL	8	20	20	20	94	94	94	94	94	94	94	94	94	94	94	94	94	94	94	94	94	94	94
94	O'BRIEN	9	94	94	94	26	23	23	23	23	23	23	23	23	23	23	23	23	23	23	23	23	23	23
23	MEALIN	10	23	23	23	23	79	79	79	79	79	79	79	79	79	79	79	79	79	79	79	79	79	79
79	HAWKINS	11	24	79	79	79	24	24	24	24	24	24	24	24	24	24	24	24	24	24	24	24	24	24
24	IRORO	12	79	24	24	24	26	88	88	88	88	88	88	88	88	88	88	88	88	88	88	88	88	88
88	HOLLOWAY	13	88	88	88	88	88																	

Weather / Track : Cloudy / Dry

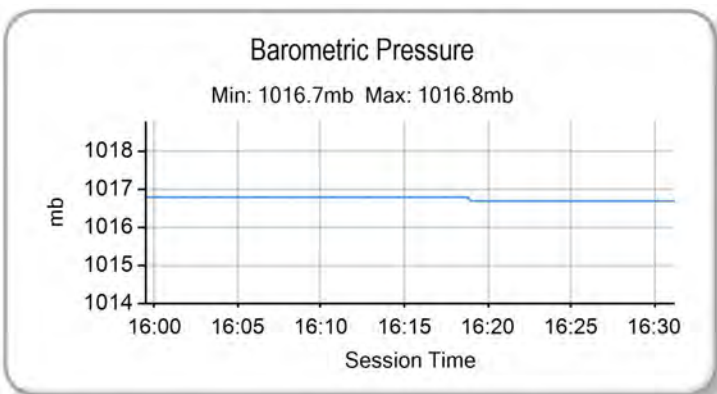
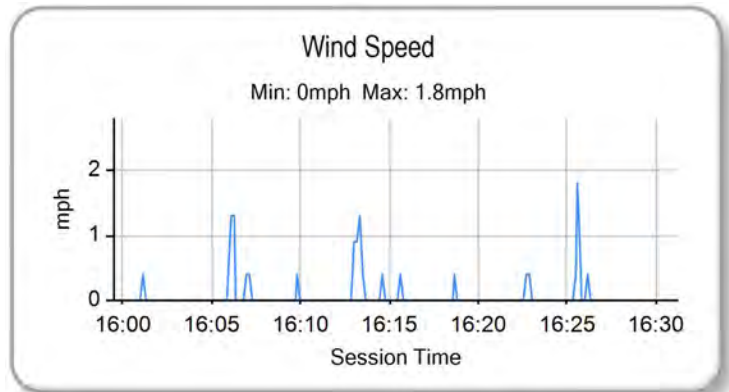
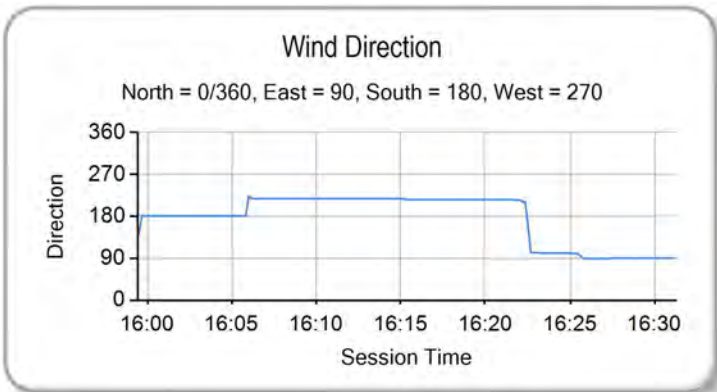
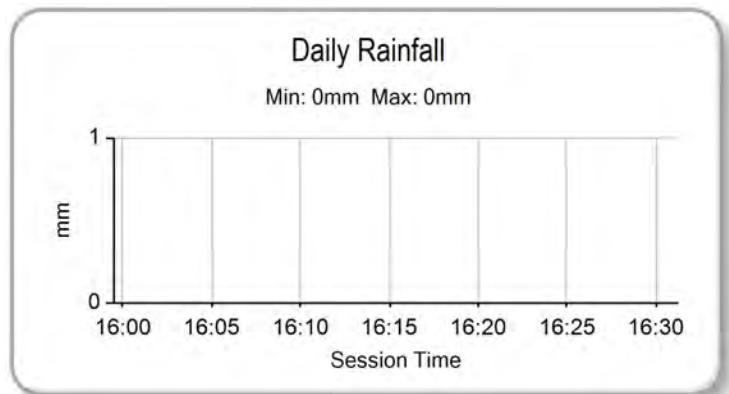
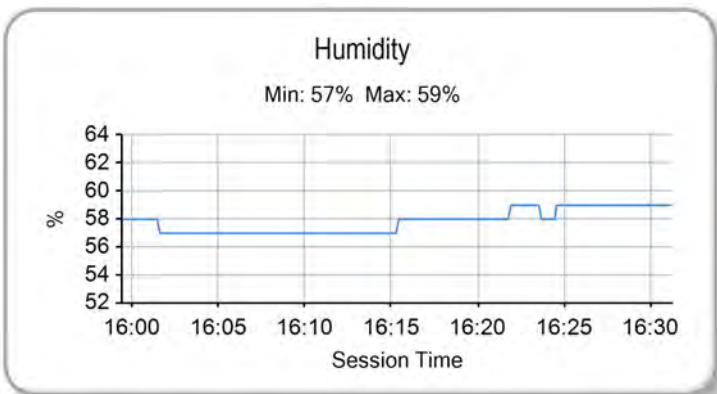
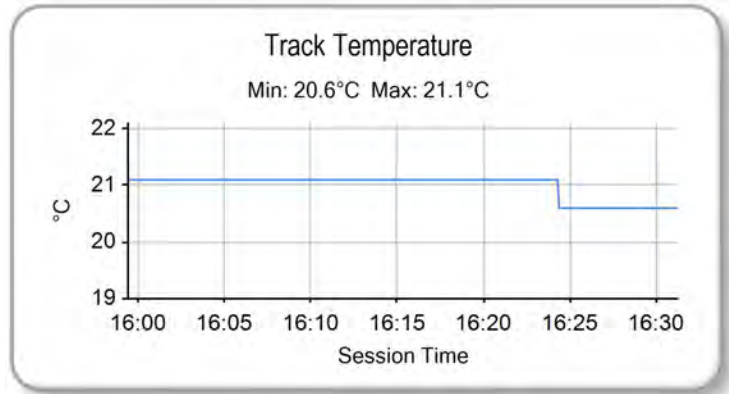
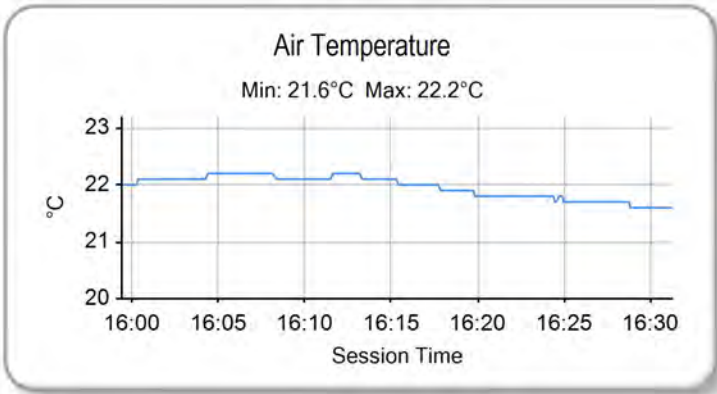
Results can be found at www.tsl-timing.com

Silverstone National
 Circuit Length = 1.6404 miles
 Start: 16:09 Flag 16:30 End: 16:31

Printed - 16:32 Sunday, 28 September 2014

2014 Dunlop MSA Formula Ford Championship of Great Britain

ROUND 27 - WEATHER CONDITIONS



Weather / Track : Cloudy / Dry

Results can be found at www.tsl-timing.com

Silverstone National
Circuit Length = 1.6404 miles
Start: 16:09 Flag 16:30 End: 16:31

Printed - 16:32 Sunday, 28 September 2014