



2013 DUNLOP MSA FORMULA FORD CHAMPIONSHIP OF GREAT BRITAIN

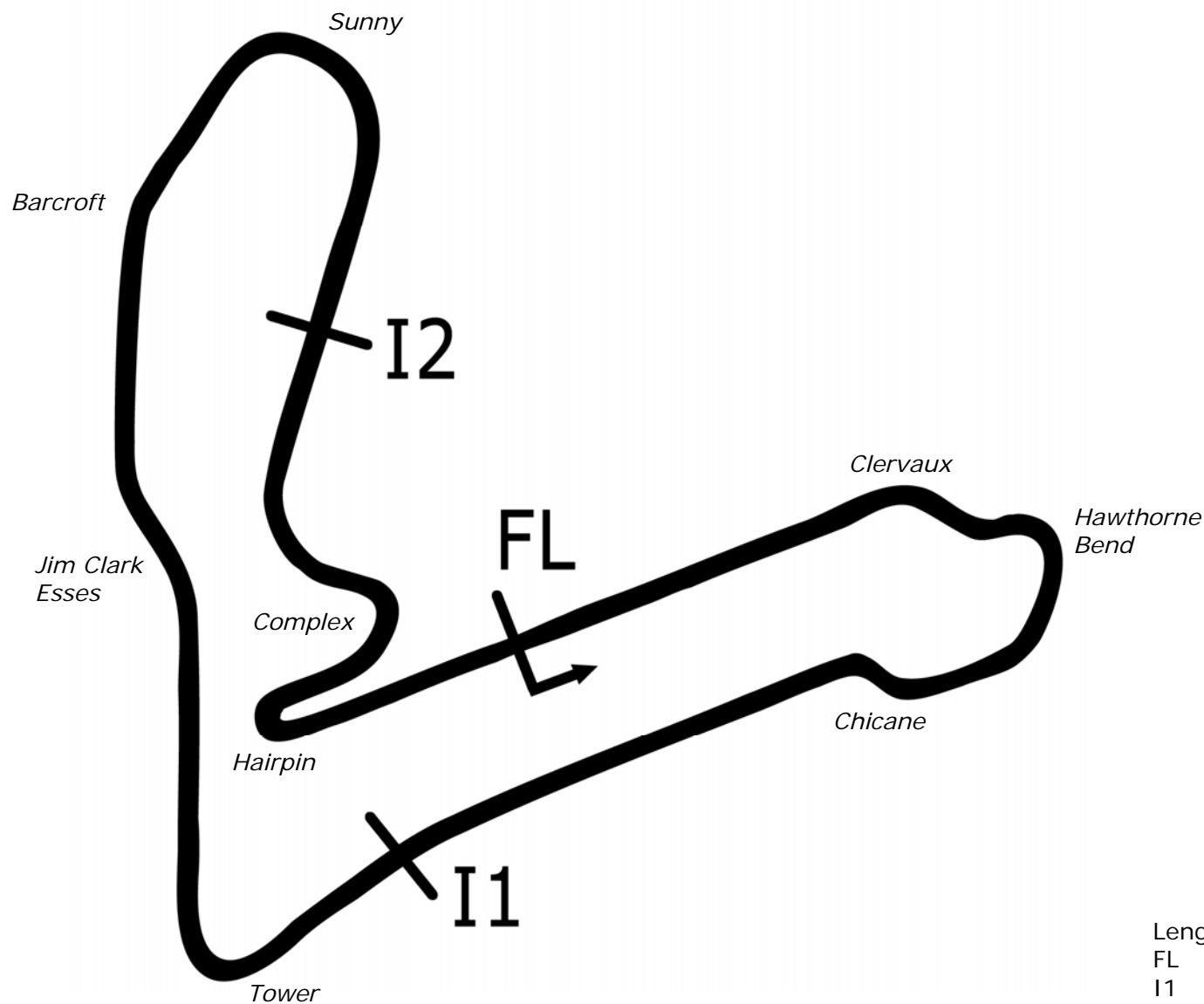
**Rounds 13, 14 & 15
Croft**

22nd / 23rd June 2013



Results Provided by Timing Solutions Ltd
www.tsl-timing.com

Croft



Length	2.1250 miles	3419.9 m	
FL		54.45541 N	1.55556 W
I1	1088m	54.45396 N	1.55399 W
I2	2562m	54.45536 N	1.56054 W
Pit Entry	3280m	54.44542 N	1.55562 W
Pit Exit	126m after FL	54.45656 N	1.55518 W
Pit Entry–Pit Exit	268m, 16.0s @60kph,	12.0s @80kph	

All results available at www.tsl-timing.com



2013 Dunlop MSA Formula Ford Championship GB

QUALIFYING - ROUND 13 - CLASSIFICATION

POS	NO	CL	PIC NAME	NAT	ENTRY	TIME	ON	LAPS	GAP	DIFF	MPH
1	6	S	1 Harrison SCOTT	GBR	Falcon Motorsport - M13 SJ/Scholar	1:19.191	3	11			96.60
2	1		1 Dan CAMMISH	GBR	JTR - M13 SJ/Mountune	1:19.271	4	12	0.080	0.080	96.50
3	25	S	2 Pablo MARANZANA	ARG	Jamun Racing - M12 SJ/Scholar	1:19.661	3	11	0.470	0.390	96.03
4	5	S	3 Andy RICHARDSON	GBR	Richardson Racing - M12 SJ/Scholar	1:20.159	6	10	0.968	0.498	95.43
5	26		2 Juan ROSSO	ARG	Jamun Racing - M12 SJ/Scholar	1:20.184	6	12	0.993	0.025	95.40
6	73		3 Sam MACLEOD	GBR	Jamun Racing - Mygale M12-SJ/Scholar	1:20.199	6	12	1.008	0.015	95.38
7	9		4 Lassi HALMINEN	FIN	Falcon Motorsport - M12 SJ/Scholar	1:20.367	6	12	1.176	0.168	95.18
8	34		5 Camren KAMINSKY	USA	JTR - M13 SJ/Mountune	1:20.549	7	13	1.358	0.182	94.97
9	2	S	4 Sam BRABHAM	GBR	JTR - M13 SJ/Mountune	1:20.682	3	13	1.491	0.133	94.81
10	27		6 Jayde KRUGER	RSA	Jamun Racing - Mygale M12-SJ	1:20.699	3	3	1.508	0.017	94.79
11	74		7 James ABBOTT	GBR	Mygale M13-SJ/Scholar -	1:20.864	7	11	1.673	0.165	94.60
12	72		8 Wei Fung THONG	HKG	Falcon Motorsport - Mygale M13-SJ/Scholar	1:21.476	5	12	2.285	0.612	93.89
13	71		9 Rob SHIELD	GBR	SWB Motorsport - Sinter LA12/Scholar	1:22.422	5	11	3.231	0.946	92.81

Weather / Track : Cloudy / Dry
 These results are provisional until the conclusion of any judicial and technical matters.

Croft
 Circuit Length = 2.1250 miles
 Start: 10:20 Flag 10:45 End: 10:47

Clerk Of Course :

Timekeeper :

Results can be found at www.tsl-timing.com

Printed - 10:48 Saturday, 22 June 2013





2013 Dunlop MSA Formula Ford Championship GB

QUALIFYING - ROUND 14 - 2ND FASTEST CLASSIFICATION

POS	NO	CL	PIC NAME	NAT	ENTRY	TIME	ON	LAPS	GAP	DIFF	MPH
1	1		1 Dan CMMISH	GBR	JTR - M13 SJ/Mountune	1:19.276	6	12			96.49
2	6	S	1 Harrison SCOTT	GBR	Falcon Motorsport - M13 SJ/Scholar	1:19.583	6	11	0.307	0.307	96.12
3	25	S	2 Pablo MARANZANA	ARG	Jamun Racing - M12 SJ/Scholar	1:19.797	7	11	0.521	0.214	95.86
4	73		3 Sam MACLEOD	GBR	Jamun Racing - Mygale M12-SJ/Scholar	1:20.295	9	12	1.019	0.498	95.27
5	26		2 Juan ROSSO	ARG	Jamun Racing - M12 SJ/Scholar	1:20.351	4	12	1.075	0.056	95.20
6	5	S	3 Andy RICHARDSON	GBR	Richardson Racing - M12 SJ/Scholar	1:20.499	9	10	1.223	0.148	95.03
7	9		4 Lassi HALMINEN	FIN	Falcon Motorsport - M12 SJ/Scholar	1:20.635	5	12	1.359	0.136	94.87
8	34		5 Camren KAMINSKY	USA	JTR - M13 SJ/Mountune	1:20.706	6	13	1.430	0.071	94.78
9	74		7 James ABBOTT	GBR	Mygale M13-SJ/Scholar -	1:20.997	10	11	1.721	0.291	94.44
10	2	S	4 Sam BRABHAM	GBR	JTR - M13 SJ/Mountune	1:21.051	8	13	1.775	0.054	94.38
11	72		8 Wei Fung THONG	HKG	Falcon Motorsport - Mygale M13-SJ/Scholar	1:22.039	10	12	2.763	0.988	93.24
12	71		9 Rob SHIELD	GBR	SWB Motorsport - Sinter LA12/Scholar	1:22.585	6	11	3.309	0.546	92.63
13	27		6 Jayde KRUGER	RSA	Jamun Racing - Mygale M12-SJ	1:24.224	2	3	4.948	1.639	90.83

Weather / Track : Cloudy / Dry

These results are provisional until the conclusion of any judicial and technical matters.

Croft

Circuit Length = 2.1250 miles

Start: 10:20 Flag 10:45 End: 10:47

Clerk Of Course :

Timekeeper :

Results can be found at www.tsl-timing.com

Printed - 11:02 Saturday, 22 June 2013



RACINGLINE



2013 Dunlop MSA Formula Ford Championship GB

QUALIFYING - ROUND 15 - 3RD FASTEST CLASSIFICATION

POS	NO	CL	PIC NAME	NAT	ENTRY	TIME	ON	LAPS	GAP	DIFF	MPH
1	1		1 Dan CMMISH	GBR	JTR - M13 SJ/Mountune	1:19.281	7	12			96.49
2	25	S	2 Pablo MARANZANA	ARG	Jamun Racing - M12 SJ/Scholar	1:20.023	4	11	0.742	0.742	95.59
3	6	S	1 Harrison SCOTT	GBR	Falcon Motorsport - M13 SJ/Scholar	1:20.186	10	11	0.905	0.163	95.40
4	73		3 Sam MACLEOD	GBR	Jamun Racing - Mygale M12-SJ/Scholar	1:20.366	7	12	1.085	0.180	95.19
5	5	S	3 Andy RICHARDSON	GBR	Richardson Racing - M12 SJ/Scholar	1:20.630	3	10	1.349	0.264	94.87
6	9		4 Lassi HALMINEN	FIN	Falcon Motorsport - M12 SJ/Scholar	1:20.642	7	12	1.361	0.012	94.86
7	26		2 Juan ROSSO	ARG	Jamun Racing - M12 SJ/Scholar	1:20.800	9	12	1.519	0.158	94.67
8	34		5 Camren KAMINSKY	USA	JTR - M13 SJ/Mountune	1:20.870	4	13	1.589	0.070	94.59
9	74		7 James ABBOTT	GBR	Mygale M13-SJ/Scholar -	1:21.064	3	11	1.783	0.194	94.37
10	2	S	4 Sam BRABHAM	GBR	JTR - M13 SJ/Mountune	1:21.169	9	13	1.888	0.105	94.24
11	72		8 Wei Fung THONG	HKG	Falcon Motorsport - Mygale M13-SJ/Scholar	1:22.179	8	12	2.898	1.010	93.09
12	71		9 Rob SHIELD	GBR	SWB Motorsport - Sinter LA12/Scholar	1:23.315	7	11	4.034	1.136	91.82
13	27		6 Jayde KRUGER	RSA	Jamun Racing - Mygale M12-SJ	1:34.256	1	3	14.975	10.941	81.16

Weather / Track : Cloudy / Dry

These results are provisional until the conclusion of any judicial and technical matters.

Croft

Circuit Length = 2.1250 miles

Start: 10:20 Flag 10:45 End: 10:47

Clerk Of Course :

Timekeeper :

Results can be found at www.tsl-timing.com

Printed - 10:55 Saturday, 22 June 2013



RACINGLINE

2013 Dunlop MSA Formula Ford Championship GB

QUALIFYING - ROUND 13 - SECTOR ANALYSIS

SECTOR 1 = FL to I1, SECTOR 2 = I1 to I2, SECTOR 3 = I2 to FL, DIFF = Difference To Personal Best Lap

P1		6 S		Harrison SCOTT		Falcon Motorsport - M13 SJ/Scholar				
LAP	SECTOR 1		SECTOR 2		SECTOR 3		LAP TIME	MPH	DIFF	TIME OF DAY
1 -	35.433	66.5	49.156	84.2	24.646	113.3	1:49.235	70.03	30.044	10:24:54.169
2 -	25.491	123.3	35.027	108.2	23.068	115.2	1:23.586	91.52	4.395	10:26:17.755
3 -	24.775	123.8	32.138	113.1	22.278	114.0	1:19.191 (1)	96.60		10:27:36.946
4 -	OUTLAP	101.6	36.156	106.1	23.485	114.4	8:18.132	15.35	6:58.941	10:35:55.078
5 -	24.955	123.8	32.790	96.4	23.386	113.4	1:21.131	94.29	1.940	10:37:16.209
6 -	24.676	123.5	32.374	112.0	22.533	114.0	1:19.583 (2)	96.12	0.392	10:38:35.792
7 -	24.809	123.1	32.982	110.9	22.667	113.3	1:20.458	95.08	1.267	10:39:56.250
8 -	24.748	122.4	32.613	110.9	22.851	113.4	1:20.212	95.37	1.021	10:41:16.462
9 -	26.887	109.8	35.816	108.9	23.462	115.2	1:26.165	88.78	6.974	10:42:42.627
10 -	24.689	123.3	32.643	111.4	22.854	113.3	1:20.186 (3)	95.40	0.995	10:44:02.813
11 -	30.010	91.6	38.001	95.5	IN PIT		1:32.164 P	83.00	12.973	10:45:34.977

P2		1		Dan CANNISH		JTR - M13 SJ/Mountune				
LAP	SECTOR 1		SECTOR 2		SECTOR 3		LAP TIME	MPH	DIFF	TIME OF DAY
1 -	26.536	112.9	34.750	110.9	22.517	115.0	1:23.803	91.28	4.532	10:23:40.600
2 -	24.613	125.2	32.534	111.8	22.494	115.0	1:19.641	96.05	0.370	10:25:00.241
3 -	24.490	126.1	32.210	112.7	22.631	114.6	1:19.331	96.43	0.060	10:26:19.572
4 -	24.418	126.3	32.169	112.4	22.684	113.8	1:19.271 (1)	96.50		10:27:38.843
5 -	OUTLAP	121.7	33.029	112.0	22.808	115.0	7:48.595	16.32	6:29.324	10:35:27.438
6 -	24.442	126.3	32.205	112.4	22.629	114.4	1:19.276 (2)	96.49	0.005	10:36:46.714
7 -	24.388	126.1	32.252	111.1	22.641	115.7	1:19.281 (3)	96.49	0.010	10:38:05.995
8 -	24.364	125.9	32.305	111.8	22.712	114.4	1:19.381	96.37	0.110	10:39:25.376
9 -	27.651	97.6	36.434	107.7	23.437		1:27.522	87.40	8.251	10:40:52.898
10 -	24.394	125.9	32.442	112.0	22.623	114.4	1:19.459	96.27	0.188	10:42:12.357
11 -	24.469	126.1	32.365	111.6	22.663		1:19.497	96.23	0.226	10:43:31.854
12 -	30.707	86.7	37.328	60.8	IN PIT		1:34.067 P	81.32	14.796	10:45:05.921

P3		25 S		Pablo MARANZANA		Jamun Racing - M12 SJ/Scholar				
LAP	SECTOR 1		SECTOR 2		SECTOR 3		LAP TIME	MPH	DIFF	TIME OF DAY
1 -	28.015	107.8	35.377	101.3	26.374	114.4	1:29.766	85.22	10.105	10:24:07.255
2 -	24.826	125.2	35.465	104.0	23.474	114.8	1:23.765	91.32	4.104	10:25:31.020
3 -	24.694	125.2	32.525	112.0	22.442		1:19.661 (1)	96.03		10:26:50.681
4 -	24.932	122.6	32.514	112.2	22.577		1:20.023 (3)	95.59	0.362	10:28:10.704
5 -	OUTLAP	121.1	33.900	108.5	23.042		7:28.514	17.05	6:08.853	10:35:39.218
6 -	24.563	125.6	32.651	109.2	22.839		1:20.053	95.56	0.392	10:36:59.271
7 -	24.553	126.1	32.564	111.6	22.680		1:19.797 (2)	95.86	0.136	10:38:19.068
8 -	24.402	126.1	33.176	110.0	22.973		1:20.551	94.97	0.890	10:39:39.619
9 -	24.531	124.9	32.910	103.5	27.593		1:25.034	89.96	5.373	10:41:04.653
10 -	24.699	125.2	32.663	111.6	22.901		1:20.263	95.31	0.602	10:42:24.916
11 -	28.012	82.0	38.161	98.5	IN PIT		1:29.537 P	85.44	9.876	10:43:54.453

P4		5 S		Andy RICHARDSON		Richardson Racing - M12 SJ/Scholar				
LAP	SECTOR 1		SECTOR 2		SECTOR 3		LAP TIME	MPH	DIFF	TIME OF DAY
1 -	32.262	86.5	40.352	95.5	25.361	87.4	1:37.975	78.08	17.816	10:24:28.551
2 -	29.604	89.7	38.453	106.1	22.890	113.6	1:30.947	84.11	10.788	10:25:59.498
3 -	24.984	124.2	32.775	109.2	22.871		1:20.630 (3)	94.87	0.471	10:27:20.128
4 -	OUTLAP	76.0	38.826	104.2	27.250	84.1	8:38.557	14.75	7:18.398	10:35:58.685
5 -	28.620	108.5	37.293	98.9	23.398		1:29.311	85.65	9.152	10:37:27.996
6 -	24.862	124.2	32.715	109.6	22.582		1:20.159 (1)	95.43		10:38:48.155
7 -	24.858	124.5	32.933	110.1	23.015		1:20.806	94.67	0.647	10:40:08.961
8 -	30.277	87.8	41.442	87.7	24.462		1:36.181	79.53	16.022	10:41:45.142
9 -	24.908	124.0	32.795	110.7	22.796		1:20.499 (2)	95.03	0.340	10:43:05.641
10 -	30.887	85.7	42.218	80.0	IN PIT		1:38.865 P	77.37	18.706	10:44:44.506

P5		26		Juan ROSSO		Jamun Racing - M12 SJ/Scholar				
LAP	SECTOR 1		SECTOR 2		SECTOR 3		LAP TIME	MPH	DIFF	TIME OF DAY
1 -	28.911	89.7	39.094	72.4	26.569	113.8	1:34.574	80.89	14.390	10:24:00.531
2 -	25.867	124.5	33.792	112.2	22.825	115.5	1:22.484	92.74	2.300	10:25:23.015

Weather / Track : Cloudy / Dry

Croft

Circuit Length = 2.1250 miles

Start: 10:20 Flag 10:45 End: 10:47

2013 Dunlop MSA Formula Ford Championship GB

QUALIFYING - ROUND 13 - SECTOR ANALYSIS

SECTOR 1 = FL to I1, SECTOR 2 = I1 to I2, SECTOR 3 = I2 to FL, DIFF = Difference To Personal Best Lap

3 -	25.255	126.3	33.068	110.7	22.722	115.7	1:21.045	94.39	0.861	10:26:44.060
4 -	24.994	126.6	32.730	114.1	22.627	115.3	1:20.351 (2)	95.20	0.167	10:28:04.411
5 -	OUTLAP	123.8	33.728	113.3	24.591	114.2	7:27.127	17.10	6:06.943	10:35:31.538
6 -	24.820	126.6	32.572	113.7	22.792		1:20.184 (1)	95.40		10:36:51.722
7 -	25.815	123.5	36.619	97.9	23.992	115.5	1:26.426	88.51	6.242	10:38:18.148
8 -	24.850	126.3	34.430	110.5	23.177		1:22.457	92.77	2.273	10:39:40.605
9 -	24.886	125.9	32.785	113.1	23.129	115.2	1:20.800 (3)	94.67	0.616	10:41:01.405
10 -	25.078	126.1	33.004	111.8	23.451	114.8	1:21.533	93.82	1.349	10:42:22.938
11 -	27.101	112.2	39.859	98.9	24.605		1:31.565	83.54	11.381	10:43:54.503
12 -	25.311	124.7	33.357	112.4	IN PIT		1:24.172	P 90.88	3.988	10:45:18.675

P6	73	Sam MACLEOD				Jamun Racing - Mygale M12-SJ/Scholar					
LAP	SECTOR 1		SECTOR 2		SECTOR 3		LAP TIME	MPH	DIFF	TIME OF DAY	
1 -	34.484	73.9	41.128	102.9	24.095	111.1	1:39.707	76.72	19.508	10:24:33.285	
2 -	27.764	108.2	36.163	96.9	29.111	112.0	1:33.038	82.22	12.839	10:26:06.323	
3 -	25.389	122.0	33.280	111.1	22.715	112.3	1:21.384	94.00	1.185	10:27:27.707	
4 -	OUTLAP	117.3	35.485	96.4	25.729	107.6	8:14.328	15.47	6:54.129	10:35:42.035	
5 -	27.050	118.3	33.408	100.4	22.895	111.6	1:23.353	91.77	3.154	10:37:05.388	
6 -	24.973	122.9	32.737	110.3	22.489	112.0	1:20.199 (1)	95.38		10:38:25.587	
7 -	25.012	122.2	32.594	111.6	22.760	111.6	1:20.366 (3)	95.19	0.167	10:39:45.953	
8 -	25.008	121.7	32.638	111.4	23.027		1:20.673	94.82	0.474	10:41:06.626	
9 -	24.963	122.2	32.497	111.8	22.835	112.2	1:20.295 (2)	95.27	0.096	10:42:26.921	
10 -	25.088	122.0	32.775	109.6	22.868	111.1	1:20.731	94.76	0.532	10:43:47.652	
11 -	24.931	122.4	32.700	111.1	22.819	111.8	1:20.450	95.09	0.251	10:45:08.102	
12 -	28.528	98.3	40.314	94.3	25.258	110.7	1:34.100	81.29	13.901	10:46:42.202	

P7	9	Lassi HALMINEN				Falcon Motorsport - M12 SJ/Scholar					
LAP	SECTOR 1		SECTOR 2		SECTOR 3		LAP TIME	MPH	DIFF	TIME OF DAY	
1 -	36.796	75.9	47.575	85.0	25.435	111.3	1:49.806	69.66	29.439	10:24:47.302	
2 -	27.663	119.8	34.671	111.2	23.195	113.8	1:25.529	89.44	5.162	10:26:12.831	
3 -	25.635	122.4	33.020	113.3	22.671	114.2	1:21.326	94.06	0.959	10:27:34.157	
4 -	OUTLAP	112.7	34.601	110.9	23.513	112.7	8:06.633	15.72	6:46.266	10:35:40.790	
5 -	25.432	123.1	32.359	112.9	22.844	112.3	1:20.635 (2)	94.87	0.268	10:37:01.425	
6 -	24.976	123.1	32.484	111.4	22.907	112.5	1:20.367 (1)	95.18		10:38:21.792	
7 -	24.933	122.9	32.680	111.4	23.029	112.3	1:20.642 (3)	94.86	0.275	10:39:42.434	
8 -	25.147	121.5	32.653	111.6	22.924	113.6	1:20.724	94.76	0.357	10:41:03.158	
9 -	25.043	122.6	33.888	90.1	25.315	115.2	1:24.246	90.80	3.879	10:42:27.404	
10 -	29.135	64.2	39.209	68.3	24.510	114.2	1:32.854	82.38	12.487	10:44:00.258	
11 -	25.040	122.9	32.832	111.4	23.036	113.1	1:20.908	94.55	0.541	10:45:21.166	
12 -	25.173	123.1	33.791	106.5	IN PIT		1:21.841	P 93.47	1.474	10:46:43.007	

P8	34	Camren KAMINSKY				JTR - M13 SJ/Mountune					
LAP	SECTOR 1		SECTOR 2		SECTOR 3		LAP TIME	MPH	DIFF	TIME OF DAY	
1 -	26.918	120.0	35.124	110.0	23.336	113.6	1:25.378	89.60	4.829	10:23:43.641	
2 -	26.834	121.5	33.783	111.6	23.472	115.2	1:24.089	90.97	3.540	10:25:07.730	
3 -	25.461	124.0	32.862	112.2	22.949	113.8	1:21.272	94.12	0.723	10:26:29.002	
4 -	25.223	123.5	32.722	111.8	22.925		1:20.870 (3)	94.59	0.321	10:27:49.872	
5 -	OUTLAP	120.6	34.430	109.6	24.111		7:38.496	16.68	6:17.947	10:35:28.368	
6 -	25.260	123.8	32.760	112.2	22.686	113.6	1:20.706 (2)	94.78	0.157	10:36:49.074	
7 -	24.890	124.5	32.585	111.8	23.074		1:20.549 (1)	94.97		10:38:09.623	
8 -	24.993	123.5	33.164	100.0	24.279	114.8	1:22.436	92.80	1.887	10:39:32.059	
9 -	26.653	106.5	37.601	111.6	22.900	114.2	1:27.154	87.77	6.605	10:40:59.213	
10 -	25.115	123.3	32.912	112.0	22.945	114.0	1:20.972	94.47	0.423	10:42:20.185	
11 -	25.115	119.8	32.957	111.6	23.078		1:21.150	94.27	0.601	10:43:41.335	
12 -	24.936	124.7	33.964	111.1	23.307	114.0	1:22.207	93.05	1.658	10:45:03.542	
13 -	25.261	122.9	33.065	110.0	22.912	112.0	1:21.238	94.16	0.689	10:46:24.780	

P9	2 S	Sam BRABHAM				JTR - M13 SJ/Mountune					
LAP	SECTOR 1		SECTOR 2		SECTOR 3		LAP TIME	MPH	DIFF	TIME OF DAY	
1 -	26.992	120.9	34.788	111.2	23.765	112.7	1:25.545	89.42	4.863	10:23:46.752	
2 -	25.962	122.6	33.526	111.6	24.714	115.0	1:24.202	90.85	3.520	10:25:10.954	

Weather / Track : Cloudy / Dry

Croft

Circuit Length = 2.1250 miles

Start: 10:20 Flag 10:45 End: 10:47

2013 Dunlop MSA Formula Ford Championship GB

QUALIFYING - ROUND 13 - SECTOR ANALYSIS

SECTOR 1 = FL to I1, SECTOR 2 = I1 to I2, SECTOR 3 = I2 to FL, DIFF = Difference To Personal Best Lap

3 -	25.045	125.2	32.763	112.4	22.874	114.6	1:20.682 (1)	94.81		10:26:31.636
4 -	25.896	122.9	32.763	112.2	23.022		1:21.681	93.65	0.999	10:27:53.317
5 -	OUTLAP	107.3	34.098	110.9	23.248		7:36.330	16.76	6:15.648	10:35:29.647
6 -	25.146	124.5	34.344	89.4	24.030		1:23.520	91.59	2.838	10:36:53.167
7 -	25.292	124.9	33.522	110.1	23.084		1:21.898	93.41	1.216	10:38:15.065
8 -	25.142	124.0	33.107	110.9	22.802		1:21.051 (2)	94.38	0.369	10:39:36.116
9 -	24.937	123.8	32.993	111.8	23.239		1:21.169 (3)	94.24	0.487	10:40:57.285
10 -	25.222	123.5	33.457	109.2	23.046		1:21.725	93.60	1.043	10:42:19.010
11 -	25.199	123.5	33.238	111.2	23.067		1:21.504	93.86	0.822	10:43:40.514
12 -	25.281	123.3	36.003	101.6	24.484		1:25.768	89.19	5.086	10:45:06.282
13 -	25.215	123.8	33.095	110.7	23.027		1:21.337	94.05	0.655	10:46:27.619

P10 27		Jayde KRUGER			Jamun Racing - Mygale M12-SJ					
LAP	SECTOR 1		SECTOR 2		SECTOR 3		LAP TIME	MPH	DIFF	TIME OF DAY
1 -	28.361	117.5	38.259	89.1	27.636	112.5	1:34.256 (3)	81.16	13.557	10:24:02.995
2 -	26.760	119.1	34.434	108.5	23.030	112.3	1:24.224 (2)	90.83	3.525	10:25:27.219
3 -	25.448	122.2	32.744	110.7	22.507	112.5	1:20.699 (1)	94.79		10:26:47.918

P11 74		James ABBOTT			Mygale M13-SJ/Scholar -					
LAP	SECTOR 1		SECTOR 2		SECTOR 3		LAP TIME	MPH	DIFF	TIME OF DAY
1 -	27.903	115.5	38.381	104.8	25.149	112.7	1:31.433	83.66	10.569	10:24:39.028
2 -	26.170	121.7	33.712	110.7	23.149	113.1	1:23.031	92.13	2.167	10:26:02.059
3 -	25.388	122.9	33.017	112.5	22.659		1:21.064 (3)	94.37	0.200	10:27:23.123
4 -	OUTLAP	98.1	35.677	110.0	23.138		8:53.372	14.34	7:32.508	10:36:16.495
5 -	25.810	120.9	32.960	111.4	22.579		1:21.349	94.04	0.485	10:37:37.844
6 -	25.371	121.3	32.953	111.6	22.867		1:21.191	94.22	0.327	10:38:59.035
7 -	25.251	121.5	32.979	112.4	22.634		1:20.864 (1)	94.60		10:40:19.899
8 -	25.324	122.2	33.775	111.4	22.832		1:21.931	93.37	1.067	10:41:41.830
9 -	25.364	122.0	33.152	110.5	22.765		1:21.281	94.11	0.417	10:43:03.111
10 -	25.276	122.2	32.912	110.7	22.809		1:20.997 (2)	94.44	0.133	10:44:24.108
11 -	25.336	121.7	33.488	110.7	22.909		1:21.733	93.59	0.869	10:45:45.841

P12 72		Wei Fung THONG			Falcon Motorsport - Mygale M13-SJ/Scholar					
LAP	SECTOR 1		SECTOR 2		SECTOR 3		LAP TIME	MPH	DIFF	TIME OF DAY
1 -	33.761	89.4	40.852	93.8	25.188	113.8	1:39.801	76.65	18.325	10:24:38.220
2 -	25.778	123.1	33.431	111.4	23.467	114.2	1:22.676	92.53	1.200	10:26:00.896
3 -	24.983	123.8	38.234	103.4	23.100	113.8	1:26.317	88.62	4.841	10:27:27.213
4 -	OUTLAP	101.0	35.047	106.5	23.300	114.2	8:17.748	15.36	6:56.272	10:35:44.961
5 -	25.112	123.5	33.630	108.7	22.734	113.3	1:21.476 (1)	93.89		10:37:06.437
6 -	25.201	123.3	38.817	75.5	23.639	114.0	1:27.657	87.27	6.181	10:38:34.094
7 -	25.349	121.7	35.517	105.1	23.267	113.8	1:24.133	90.92	2.657	10:39:58.227
8 -	25.660	120.6	33.600	109.2	22.919	113.6	1:22.179 (3)	93.09	0.703	10:41:20.406
9 -	26.792	118.7	35.205	106.6	23.300	114.0	1:25.297	89.68	3.821	10:42:45.703
10 -	25.583	121.5	33.447	110.0	23.009	113.4	1:22.039 (2)	93.24	0.563	10:44:07.742
11 -	25.676	121.7	33.494	108.7	23.046	112.5	1:22.216	93.04	0.740	10:45:29.958
12 -	27.203	117.3	41.097	79.5	IN PIT		1:32.029 P	83.12	10.553	10:47:01.987

P13 71		Rob SHIELD			SWB Motorsport - Sinter LA12/Scholar					
LAP	SECTOR 1		SECTOR 2		SECTOR 3		LAP TIME	MPH	DIFF	TIME OF DAY
1 -	33.525	91.4	40.984	95.5	27.309	109.1	1:41.818	75.13	19.396	10:24:40.957
2 -	26.949	117.9	36.034	105.3	23.808	110.9	1:26.791	88.14	4.369	10:26:07.748
3 -	25.840	120.4	34.711	108.4	23.242	111.1	1:23.793	91.29	1.371	10:27:31.541
4 -	OUTLAP	106.1	36.425	107.0	23.986	111.8	8:24.920	15.15	7:02.498	10:35:56.461
5 -	25.405	122.2	33.939	109.1	23.078	112.2	1:22.422 (1)	92.81		10:37:18.883
6 -	25.551	120.9	33.835	109.2	23.199	111.4	1:22.585 (2)	92.63	0.163	10:38:41.468
7 -	25.829	118.7	34.140	107.8	23.346	110.2	1:23.315 (3)	91.82	0.893	10:40:04.783
8 -	26.073	118.9	34.476	107.2	23.535	108.0	1:24.084	90.98	1.662	10:41:28.867
9 -	26.778	117.3	34.851	107.2	23.662	110.4	1:25.291	89.69	2.869	10:42:54.158
10 -	25.969	118.7	34.650	105.6	25.124	110.5	1:25.743	89.22	3.321	10:44:19.901
11 -	28.071	101.8	36.752	109.8	23.614	111.1	1:28.437	86.50	6.015	10:45:48.338

Weather / Track : Cloudy / Dry

2013 Dunlop MSA Formula Ford Championship GB

QUALIFYING - ROUND 13 - BEST SPEEDS

POS	SECTOR 1			SECTOR 2			FINISH LINE		
	NO	NAME	MPH	NO	NAME	MPH	NO	NAME	MPH
1	26	Juan ROSSO	126.6	26	Juan ROSSO	114.1	1	Dan CAMMISH	115.7
2	1	Dan CAMMISH	126.3	9	Lassi HALMINEN	113.3	26	Juan ROSSO	115.7
3	25	Pablo MARANZANA	126.1	6	Harrison SCOTT	113.1	6	Harrison SCOTT	115.2
4	2	Sam BRABHAM	125.2	1	Dan CAMMISH	112.7	9	Lassi HALMINEN	115.2
5	34	Camren KAMINSKY	124.7	74	James ABBOTT	112.5	34	Camren KAMINSKY	115.2
6	5	Andy RICHARDSON	124.5	2	Sam BRABHAM	112.4	2	Sam BRABHAM	115.0
7	6	Harrison SCOTT	123.8	25	Pablo MARANZANA	112.2	25	Pablo MARANZANA	114.8
8	72	Wei Fung THONG	123.8	34	Camren KAMINSKY	112.2	72	Wei Fung THONG	114.2
9	9	Lassi HALMINEN	123.1	73	Sam MACLEOD	111.8	5	Andy RICHARDSON	113.6
10	74	James ABBOTT	122.9	72	Wei Fung THONG	111.4	74	James ABBOTT	113.1
11	73	Sam MACLEOD	122.9	5	Andy RICHARDSON	110.7	27	Jayde KRUGER	112.5
12	27	Jayde KRUGER	122.2	27	Jayde KRUGER	110.7	73	Sam MACLEOD	112.3
13	71	Rob SHIELD	122.2	71	Rob SHIELD	109.8	71	Rob SHIELD	112.2

Weather / Track : Cloudy / Dry

Results can be found at www.tsl-timing.com

Croft

Circuit Length = 2.1250 miles

Start: 10:20 Flag 10:45 End: 10:47

Printed - 10:47 Saturday, 22 June 2013

2013 Dunlop MSA Formula Ford Championship GB

QUALIFYING - ROUND 13 - BEST SECTORS

SECTOR 1			SECTOR 2			SECTOR 3			IDEAL / BEST COMPARISON						
POS	NO	NAME	TIME	NO	NAME	TIME	NO	NAME	TIME	POS	NO	NAME	IDEAL	BEST	DIFF
1	1	CAMMISH	24.364	6	SCOTT	32.138	6	SCOTT	22.278				PERFECT LAP	1:18.780	
2	25	MARANZANA	24.402	1	CAMMISH	32.169	25	MARANZANA	22.442	1	1	CAMMISH	1:19.027	1:19.271	0.244
3	6	SCOTT	24.676	9	HALMINEN	32.359	73	MACLEOD	22.489	2	6	SCOTT	1:19.092	1:19.191	0.099
4	26	ROSSO	24.808	73	MACLEOD	32.497	1	CAMMISH	22.494	3	25	MARANZANA	1:19.358	1:19.661	0.303
5	5	RICHARDSON	24.858	25	MARANZANA	32.514	27	KRUGER	22.507	4	73	MACLEOD	1:19.917	1:20.199	0.282
6	34	KAMINSKY	24.890	26	ROSSO	32.572	74	ABBOTT	22.579	5	9	HALMINEN	1:19.963	1:20.367	0.404
7	73	MACLEOD	24.931	34	KAMINSKY	32.585	5	RICHARDSON	22.582	6	26	ROSSO	1:20.007	1:20.184	0.177
8	9	HALMINEN	24.933	74	ABBOTT	32.631	26	ROSSO	22.627	7	5	RICHARDSON	1:20.155	1:20.159	0.004
9	2	BRABHAM	24.937	5	RICHARDSON	32.715	9	HALMINEN	22.671	8	34	KAMINSKY	1:20.161	1:20.549	0.388
10	72	THONG	24.983	27	KRUGER	32.744	34	KAMINSKY	22.686	9	74	ABBOTT	1:20.461	1:20.864	0.403
11	74	ABBOTT	25.251	2	BRABHAM	32.763	72	THONG	22.734	10	2	BRABHAM	1:20.502	1:20.682	0.180
12	71	SHIELD	25.405	72	THONG	33.431	2	BRABHAM	22.802	11	27	KRUGER	1:20.699	1:20.699	0.000
13	27	KRUGER	25.448	71	SHIELD	33.835	71	SHIELD	23.078	12	72	THONG	1:21.148	1:21.476	0.328
										13	71	SHIELD	1:22.318	1:22.422	0.104

Weather / Track : Cloudy / Dry

Results can be found at www.tsl-timing.com

Croft
 Circuit Length = 2.1250 miles
 Start: 10:20 Flag 10:45 End: 10:47

Printed - 10:47 Saturday, 22 June 2013




2013 Dunlop MSA Formula Ford Championship GB

ROUND 13 - GRID

ROW 7	13 1:22.422 71 Rob SHIELD	12 1:21.476 72 Wei Fung THONG
ROW 6	11 1:20.864 74 James ABBOTT	10 1:20.699 27 Jayde KRUGER
ROW 5	9 1:20.682 2 Sam BRABHAM	8 1:20.549 34 Camren KAMINSKY
ROW 4	7 1:20.367 9 Lassi HALMINEN	6 1:20.199 73 Sam MACLEOD
ROW 3	5 1:20.184 26 Juan ROSSO	4 1:20.159 5 Andy RICHARDSON
ROW 2	3 1:19.661 25 Pablo MARANZANA	2 1:19.271 1 Dan CAMMISH
ROW 1	1 1:19.191 6 Harrison SCOTT	

Pole



Croft
Circuit Length = 2.1250 miles

These results are provisional until the conclusion of any judicial and technical matters.

Clerk Of Course :		Timekeeper :
-------------------	--	--------------

Results can be found at www.tsl-timing.com

Printed - 10:56 Saturday, 22 June 2013



RACINGLINE




2013 Dunlop MSA Formula Ford Championship GB

ROUND 14 - GRID

ROW 7	13	1:24.224 27 Jayde KRUGER	12	1:22.585 71 Rob SHIELD
ROW 6	11	1:22.039 72 Wei Fung THONG	10	1:21.051 2 Sam BRABHAM
ROW 5	9	1:20.997 74 James ABBOTT	8	1:20.706 34 Camren KAMINSKY
ROW 4	7	1:20.635 9 Lassi HALMINEN	6	1:20.499 5 Andy RICHARDSON
ROW 3	5	1:20.351 26 Juan ROSSO	4	1:20.295 73 Sam MACLEOD
ROW 2	3	1:19.797 25 Pablo MARANZANA	2	1:19.583 6 Harrison SCOTT
ROW 1	1	1:19.276 1 Dan CAMMISH		

Pole



Croft
Circuit Length = 2.1250 miles

These results are provisional until the conclusion of any judicial and technical matters.

Clerk Of Course :		Timekeeper :
-------------------	--	--------------

Results can be found at www.tsl-timing.com

Printed - 10:57 Saturday, 22 June 2013



RACINGLINE




2013 Dunlop MSA Formula Ford Championship GB

ROUND 15 - GRID

ROW 7	13 1:34.256 27 Jayde KRUGER	12 1:23.315 71 Rob SHIELD
ROW 6	11 1:22.179 72 Wei Fung THONG	10 1:21.169 2 Sam BRABHAM
ROW 5	9 1:21.064 74 James ABBOTT	8 1:20.870 34 Camren KAMINSKY
ROW 4	7 1:20.800 26 Juan ROSSO	6 1:20.642 9 Lassi HALMINEN
ROW 3	5 1:20.630 5 Andy RICHARDSON	4 1:20.366 73 Sam MACLEOD
ROW 2	3 1:20.186 6 Harrison SCOTT	2 1:20.023 25 Pablo MARANZANA
ROW 1	1 1:19.281 1 Dan CAMMISH	

Pole



Croft
Circuit Length = 2.1250 miles

These results are provisional until the conclusion of any judicial and technical matters.

Clerk Of Course :		Timekeeper :
-------------------	--	--------------

Results can be found at www.tsl-timing.com

Printed - 10:58 Saturday, 22 June 2013



RACINGLINE



2013 Dunlop MSA Formula Ford Championship GB

ROUND 13 - CLASSIFICATION

POS	NO	CL	PIC NAME	NAT	ENTRY	LAPS	TIME	GAP	DIFF	MPH	BEST	ON
1	1		1 Dan CMMISH	GBR	JTR - M13 SJ/Mountune	15	20:24.318			93.72	1:20.516	3
2	25	S	1 Pablo MARANZANA	ARG	Jamun Racing - M12 SJ/Scholar	15	20:31.552	7.234	7.234	93.17	1:21.132	2
3	26		2 Juan ROSSO	ARG	Jamun Racing - M12 SJ/Scholar	15	20:40.992	16.674	9.440	92.46	1:21.477	3
4	9		3 Lassi HALMINEN	FIN	Falcon Motorsport - M12 SJ/Scholar	15	20:41.629	17.311	0.637	92.42	1:21.297	2
5	34		4 Camren KAMINSKY	USA	JTR - M13 SJ/Mountune	15	20:42.019	17.701	0.390	92.39	1:21.276	4
6	2	S	2 Sam BRABHAM	GBR	JTR - M13 SJ/Mountune	15	20:42.481	18.163	0.462	92.35	1:21.576	5
7	5	S	3 Andy RICHARDSON	GBR	Richardson Racing - M12 SJ/Scholar	15	20:43.159	18.841	0.678	92.30	1:21.254	2
8	6	S	4 Harrison SCOTT	GBR	Falcon Motorsport - M13 SJ/Scholar	15	20:44.965	20.647	1.806	92.17	1:20.458	2
9	73		5 Sam MACLEOD	GBR	Jamun Racing - Mygale M12-SJ/Scholar	15	20:46.258	21.940	1.293	92.07	1:21.470	4
10	74		6 James ABBOTT	GBR	Mygale M13-SJ/Scholar -	15	20:47.821	23.503	1.563	91.96	1:21.466	4
11	72		7 Wei Fung THONG	HKG	Falcon Motorsport - Mygale M13-SJ/Scholar	15	20:59.704	35.386	11.883	91.09	1:22.145	4
12	71		8 Rob SHIELD	GBR	SWB Motorsport - Sinter LA12/Scholar	15	21:12.082	47.764	12.378	90.20	1:23.467	12

NOT CLASSIFIED

DNF	27		Jayde KRUGER	RSA	Jamun Racing - Mygale M12-SJ	14	19:22.957	1 Lap	1 Lap	92.09	1:21.527	4
-----	----	--	--------------	-----	------------------------------	----	-----------	-------	-------	-------	----------	---

FASTEST LAP

6	S	Harrison SCOTT	GBR	Falcon Motorsport - M13 SJ/Scholar	2	1:20.458	95.08 mph	153.01 kph
1		Dan CMMISH	GBR	JTR - M13 SJ/Mountune	3	1:20.516	95.01 mph	152.90 kph

Weather / Track : Cloudy / Dry
 These results are provisional until the conclusion of any judicial and technical matters.

Croft
 Circuit Length = 2.1250 miles
 Start: 14:49 Flag 15:10 End: 15:11

Clerk Of Course :	Timekeeper :
-------------------	--------------

Results can be found at www.tsl-timing.com

Printed - 15:12 Saturday, 22 June 2013

2013 Dunlop MSA Formula Ford Championship GB

ROUND 13 - SECTOR ANALYSIS

SECTOR 1 = FL to I1, SECTOR 2 = I1 to I2, SECTOR 3 = I2 to FL, DIFF = Difference To Personal Best Lap

P1		1		Dan C AMMISH		JTR - M13 SJ/Mountune				
LAP		SECTOR 1	SECTOR 2	SECTOR 3	LAP TIME	MPH	DIFF	TIME OF DAY		
1 -		123.8	32.684	112.4	22.971	112.7	1:24.945	90.05	4.429	14:51:05.415
2 -	24.732	125.2	32.411	110.9	24.975	112.9	1:22.118	93.15	1.602	14:52:27.533
3 -	24.889	125.2	32.534	111.6	23.093	112.7	1:20.516 (1)	95.01		14:53:48.049
4 -	24.957	125.2	32.694	113.1	22.977	113.1	1:20.628 (3)	94.88	0.112	14:55:08.677
5 -	24.974	124.5	32.700	112.7	22.942	113.6	1:20.616 (2)	94.89	0.100	14:56:29.293
6 -	25.065	124.9	32.927	112.5	23.019	113.8	1:21.011	94.43	0.495	14:57:50.304
7 -	25.057	124.7	32.945	112.0	22.967	113.1	1:20.969	94.48	0.453	14:59:11.273
8 -	25.056	124.7	32.951	112.9	23.000	113.3	1:21.007	94.43	0.491	15:00:32.280
9 -	25.115	125.6	33.069	112.2	23.004	113.4	1:21.188	94.22	0.672	15:01:53.468
10 -	25.214	125.2	33.345	112.4	23.008	113.8	1:21.567	93.78	1.051	15:03:15.035
11 -	25.311	124.2	33.330	112.5	23.094	114.0	1:21.735	93.59	1.219	15:04:36.770
12 -	24.978	125.2	33.148	112.7	23.150		1:21.276	94.12	0.760	15:05:58.046
13 -	25.176	125.6	33.297	110.5	23.183	114.2	1:21.656	93.68	1.140	15:07:19.702
14 -	25.371	124.2	33.379	112.4	23.169	114.8	1:21.919	93.38	1.403	15:08:41.621
15 -	25.409	124.9	33.865	112.0	23.893	81.8	1:23.167	91.98	2.651	15:10:04.788

P2		25 S		Pablo MARANZANA		Jamun Racing - M12 SJ/Scholar				
LAP		SECTOR 1	SECTOR 2	SECTOR 3	LAP TIME	MPH	DIFF	TIME OF DAY		
1 -		123.3	33.357	112.4	23.135		1:27.108	87.82	5.976	14:51:07.578
2 -		125.2	32.918	111.6	23.257		1:21.132 (1)	94.29		14:52:28.710
3 -	24.957	124.5	32.836	112.7	23.367	112.5	1:21.246 (2)	94.15	0.114	14:53:49.956
4 -	24.937	122.9	33.444	112.4	23.356	113.4	1:21.737	93.59	0.605	14:55:11.693
5 -	25.769	124.5	33.150	112.5	23.276	112.2	1:22.195	93.07	1.063	14:56:33.888
6 -	25.062	126.1	33.643	112.4	23.390		1:22.095	93.18	0.963	14:57:55.983
7 -	25.204	124.9	33.181	112.2	23.295		1:21.680	93.65	0.548	14:59:17.663
8 -	25.154	125.6	33.581	112.0	23.153	111.1	1:21.888	93.42	0.756	15:00:39.551
9 -	25.231	125.2	33.145	112.2	23.393		1:21.769	93.55	0.637	15:02:01.320
10 -	24.890	125.2	33.238	111.8	23.396		1:21.524	93.83	0.392	15:03:22.844
11 -	24.867	125.4	33.303	112.2	23.178		1:21.348 (3)	94.04	0.216	15:04:44.192
12 -	25.024	124.7	33.421	112.0	23.276		1:21.721	93.61	0.589	15:06:05.913
13 -	25.162	124.5	33.597	111.4	23.242	113.6	1:22.001	93.29	0.869	15:07:27.914
14 -	25.065	124.7	33.173	111.1	23.349	113.3	1:21.587	93.76	0.455	15:08:49.501
15 -	25.157	124.9	33.662	111.1	23.702	112.2	1:22.521	92.70	1.389	15:10:12.022

P3		26		Juan ROSSO		Jamun Racing - M12 SJ/Scholar				
LAP		SECTOR 1	SECTOR 2	SECTOR 3	LAP TIME	MPH	DIFF	TIME OF DAY		
1 -		124.2	33.093	111.2	23.061	115.0	1:27.504	87.42	6.027	14:51:07.974
2 -	25.210	127.5	32.900	111.4	23.385	114.6	1:21.495 (3)	93.87	0.018	14:52:29.469
3 -	25.138	126.8	33.066	112.2	23.273	114.0	1:21.477 (1)	93.89		14:53:50.946
4 -	25.298	127.5	33.140	112.0	23.043		1:21.481 (2)	93.88	0.004	14:55:12.427
5 -	25.588	126.1	33.120	112.9	23.419	114.0	1:22.127	93.14	0.650	14:56:34.554
6 -	25.339	126.8	33.179	112.9	23.262		1:21.780	93.54	0.303	14:57:56.334
7 -	25.572	126.8	33.171	112.7	23.130	113.8	1:21.873	93.43	0.396	14:59:18.207
8 -	25.333	126.8	33.206	112.9	23.218	115.0	1:21.757	93.57	0.280	15:00:39.964
9 -	25.815	128.5	33.773	110.0	23.161		1:22.749	92.44	1.272	15:02:02.713
10 -	25.198	127.0	33.565	112.2	23.470		1:22.233	93.02	0.756	15:03:24.946
11 -	25.378	125.6	33.673	112.2	23.368	114.8	1:22.419	92.81	0.942	15:04:47.365
12 -	25.537	125.6	33.513	112.7	23.492		1:22.542	92.68	1.065	15:06:09.907
13 -	25.337	126.8	33.819	110.9	23.826	112.9	1:22.982	92.18	1.505	15:07:32.889
14 -	26.161	124.5	34.725	110.0	23.785	113.6	1:24.671	90.35	3.194	15:08:57.560
15 -	25.591	125.6	34.348	110.5	23.963		1:23.902	91.17	2.425	15:10:21.462

P4		9		Lassi HALMINEN		Falcon Motorsport - M12 SJ/Scholar				
LAP		SECTOR 1	SECTOR 2	SECTOR 3	LAP TIME	MPH	DIFF	TIME OF DAY		
1 -		121.1	33.211	111.8	23.110	112.3	1:28.240	86.69	6.943	14:51:08.710
2 -	25.314	122.6	32.856	108.4	23.127	112.5	1:21.297 (1)	94.10		14:52:30.007
3 -	25.212	122.9	32.973	111.6	23.268	112.9	1:21.453 (2)	93.92	0.156	14:53:51.460
4 -	25.364	122.6	32.933	111.2	23.260	112.2	1:21.557 (3)	93.80	0.260	14:55:13.017
5 -	25.287	124.0	33.113	111.4	23.652	111.1	1:22.052	93.23	0.755	14:56:35.069

Weather / Track : Cloudy / Dry

Croft

Circuit Length = 2.1250 miles

Start: 14:49 Flag 15:10 End: 15:11

2013 Dunlop MSA Formula Ford Championship GB

ROUND 13 - SECTOR ANALYSIS

SECTOR 1 = FL to I1, SECTOR 2 = I1 to I2, SECTOR 3 = I2 to FL, DIFF = Difference To Personal Best Lap

6 -	25.333	122.4	33.070	109.1	23.450	111.6	1:21.853	93.46	0.556	14:57:56.922
7 -	25.411	122.4	33.167	109.8	23.362	110.9	1:21.940	93.36	0.643	14:59:18.862
8 -	25.283	121.7	33.028	111.8	23.516	111.1	1:21.827	93.49	0.530	15:00:40.689
9 -	25.523	122.2	34.199	110.1	23.633	110.5	1:23.355	91.77	2.058	15:02:04.044
10 -	25.328	122.2	33.320	108.5	23.606	109.5	1:22.254	93.00	0.957	15:03:26.298
11 -	25.407	121.3	33.398	110.5	23.586	110.2	1:22.391	92.85	1.094	15:04:48.689
12 -	25.433	120.6	33.525	109.4	23.844	109.0	1:22.802	92.39	1.505	15:06:11.491
13 -	25.463	120.6	33.465	109.8	23.519	109.7	1:22.447	92.78	1.150	15:07:33.938
14 -	25.876	120.4	34.481	108.9	24.294	109.8	1:24.651	90.37	3.354	15:08:58.589
15 -	25.618	120.6	33.816	109.1	24.076	109.1	1:23.510	91.60	2.213	15:10:22.099

P5		34		Camren KAMINSKY			JTR - M13 SJ/Mountune				
LAP	SECTOR 1		SECTOR 2		SECTOR 3		LAP TIME	MPH	DIFF	TIME OF DAY	
1 -		123.3	33.833	112.2	23.229	113.1	1:29.332	85.63	8.056	14:51:09.802	
2 -	25.315	124.5	32.924	111.8	23.309	112.7	1:21.548	93.81	0.272	14:52:31.350	
3 -	25.285	123.8	32.813	112.7	23.294	112.2	1:21.392 (3)	93.99	0.116	14:53:52.742	
4 -	25.235	124.2	32.979	112.5	23.062		1:21.276 (1)	94.12		14:55:14.018	
5 -	25.194	123.8	33.065	112.4	23.053		1:21.312 (2)	94.08	0.036	14:56:35.330	
6 -	25.492	117.3	33.112	112.0	23.294		1:21.898	93.41	0.622	14:57:57.228	
7 -	25.489	124.5	33.159	111.8	23.743	110.5	1:22.391	92.85	1.115	14:59:19.619	
8 -	25.398	124.0	33.093	111.6	23.333		1:21.824	93.49	0.548	15:00:41.443	
9 -	25.394	124.9	33.814	111.6	23.620	111.4	1:22.828	92.36	1.552	15:02:04.271	
10 -	25.442	124.2	33.303	112.0	23.580		1:22.325	92.92	1.049	15:03:26.596	
11 -	25.294	125.2	33.632	111.8	23.411	110.7	1:22.337	92.91	1.061	15:04:48.933	
12 -	25.445	123.8	33.450	111.4	24.205		1:23.100	92.05	1.824	15:06:12.033	
13 -	25.348	123.3	33.875	111.2	23.746	111.3	1:22.969	92.20	1.693	15:07:35.002	
14 -	25.502	122.9	33.953	110.5	24.316	111.6	1:23.771	91.32	2.495	15:08:58.773	
15 -	25.802	123.1	33.965	110.3	23.949	111.6	1:23.716	91.38	2.440	15:10:22.489	

P6		2 S		Sam BRABHAM			JTR - M13 SJ/Mountune				
LAP	SECTOR 1		SECTOR 2		SECTOR 3		LAP TIME	MPH	DIFF	TIME OF DAY	
1 -		123.5	34.071	111.4	23.188		1:29.842	85.14	8.266	14:51:10.312	
2 -	25.472	123.5	33.184	111.8	22.975		1:21.631 (3)	93.71	0.055	14:52:31.943	
3 -	25.346	124.2	33.190	110.7	23.053		1:21.589 (2)	93.76	0.013	14:53:53.532	
4 -	25.216	124.2	33.295	112.2	23.171		1:21.682	93.65	0.106	14:55:15.214	
5 -	25.250	124.9	33.098	111.6	23.228		1:21.576 (1)	93.77		14:56:36.790	
6 -	25.450	124.7	33.363	111.1	23.380		1:22.193	93.07	0.617	14:57:58.983	
7 -	25.481	124.0	33.619	110.3	23.392		1:22.492	92.73	0.916	14:59:21.475	
8 -	25.469	122.9	33.571	110.7	23.156	111.8	1:22.196	93.07	0.620	15:00:43.671	
9 -	25.460	125.2	33.672	110.7	23.245	112.0	1:22.377	92.86	0.801	15:02:06.048	
10 -	25.187	123.3	33.547	110.7	23.454		1:22.188	93.08	0.612	15:03:28.236	
11 -	25.163	124.2	33.389	110.3	23.419		1:21.971	93.32	0.395	15:04:50.207	
12 -	25.334	123.5	33.535	111.6	23.450		1:22.319	92.93	0.743	15:06:12.526	
13 -	25.849	123.5	33.661	110.1	23.670		1:23.180	91.97	1.604	15:07:35.706	
14 -	25.338	123.1	34.060	110.9	24.040		1:23.438	91.68	1.862	15:08:59.144	
15 -	25.731	124.5	33.997	110.5	24.079		1:23.807	91.28	2.231	15:10:22.951	

P7		5 S		Andy RICHARDSON			Richardson Racing - M12 SJ/Scholar				
LAP	SECTOR 1		SECTOR 2		SECTOR 3		LAP TIME	MPH	DIFF	TIME OF DAY	
1 -		122.2	33.262	109.4	22.918		1:26.566	88.37	5.312	14:51:07.036	
2 -	25.012	124.5	33.135	106.8	23.107	112.5	1:21.254 (1)	94.15		14:52:28.290	
3 -	25.002	124.7	33.001	107.5	23.323		1:21.326 (2)	94.06	0.072	14:53:49.616	
4 -	25.210	124.7	33.413	109.1	23.349		1:21.972	93.32	0.718	14:55:11.588	
5 -	25.514	124.0	33.264	109.2	23.222		1:22.000	93.29	0.746	14:56:33.588	
6 -	25.202	123.5	33.553	108.5	23.259		1:22.014	93.27	0.760	14:57:55.602	
7 -	25.232	123.8	33.269	107.8	23.175		1:21.676 (3)	93.66	0.422	14:59:17.278	
8 -	25.292	124.0	33.550	108.7	23.675		1:22.517	92.70	1.263	15:00:39.795	
9 -	25.740	124.0	34.639	109.1	23.310		1:23.689	91.41	2.435	15:02:03.484	
10 -	25.327	123.5	33.585	108.7	23.499		1:22.411	92.82	1.157	15:03:25.895	
11 -	25.256	123.3	33.609	108.5	23.515		1:22.380	92.86	1.126	15:04:48.275	
12 -	25.262	123.5	33.615	108.9	23.531		1:22.408	92.83	1.154	15:06:10.683	
13 -	25.332	123.5	33.698	108.4	23.453		1:22.483	92.74	1.229	15:07:33.166	

Weather / Track : Cloudy / Dry

Croft

Circuit Length = 2.1250 miles

Start: 14:49 Flag 15:10 End: 15:11

2013 Dunlop MSA Formula Ford Championship GB

ROUND 13 - SECTOR ANALYSIS

SECTOR 1 = FL to I1, SECTOR 2 = I1 to I2, SECTOR 3 = I2 to FL, DIFF = Difference To Personal Best Lap

14 -	26.275	122.2	34.555	108.5	24.117	1:24.947	90.05	3.693	15:08:58.113
15 -	25.607	122.9	34.134	107.5	25.775	1:25.516	89.45	4.262	15:10:23.629

P8		6 S		Harrison SCOTT		Falcon Motorsport - M13 SJ/Scholar					
LAP	SECTOR 1	SECTOR 2	SECTOR 3	LAP TIME	MPH	DIFF	TIME OF DAY				
1 -		122.0	32.820	112.5	22.694	112.2	1:25.453	89.52	4.995	14:51:05.923	
2 -	24.973	123.5	32.541	112.2	22.944	112.3	1:20.458 (1)	95.08		14:52:26.381	
3 -	25.295	122.6	32.759	112.0	IN PIT		1:18.356	P		14:53:44.737	
4 -	OUTLAP	122.9	33.100	112.5	22.880	112.2	1:40.896	75.82	20.438	14:55:25.633	
5 -	25.272	123.8	33.039	111.6	22.965	112.5	1:21.276	94.12	0.818	14:56:46.909	
6 -	25.142	122.6	32.870	112.4	22.974	112.7	1:20.986	(3)	94.46	0.528	14:58:07.895
7 -	25.200	123.3	32.827	112.5	23.520	112.2	1:21.547	93.81	1.089	14:59:29.442	
8 -	25.210	122.4	32.882	112.4	22.959	112.3	1:21.051	94.38	0.593	15:00:50.493	
9 -	25.195	122.9	32.901	112.7	23.000	112.9	1:21.096	94.33	0.638	15:02:11.589	
10 -	24.895	123.3	32.922	112.2	22.943	112.9	1:20.760	(2)	94.72	0.302	15:03:32.349
11 -	25.001	123.3	33.496	110.7	23.427	113.4	1:21.924	93.38	1.466	15:04:54.273	
12 -	25.354	124.7	34.180	112.0	23.622	112.3	1:23.156	91.99	2.698	15:06:17.429	
13 -	25.781	123.5	33.521	110.7	23.242	111.6	1:22.544	92.67	2.086	15:07:39.973	
14 -	25.282	121.3	33.527	111.1	24.690	110.7	1:23.499	91.61	3.041	15:09:03.472	
15 -	25.398	122.0	33.345	111.1	23.220	112.2	1:21.963	93.33	1.505	15:10:25.435	

P9		73		Sam MACLEOD		Jamun Racing - Mygale M12-SJ/Scholar					
LAP	SECTOR 1	SECTOR 2	SECTOR 3	LAP TIME	MPH	DIFF	TIME OF DAY				
1 -		120.4	34.103	109.2	23.747		1:31.095	83.97	9.625	14:51:11.565	
2 -	25.431	121.1	33.133	110.7	23.027	111.1	1:21.591	(2)	93.76	0.121	14:52:33.156
3 -	25.117	124.5	33.510	110.7	23.068	110.4	1:21.695	(3)	93.64	0.225	14:53:54.851
4 -	25.091	123.5	33.242	110.7	23.137		1:21.470 (1)	93.90		14:55:16.321	
5 -	25.065	124.0	34.015	109.8	23.594		1:22.674	92.53	1.204	14:56:38.995	
6 -	25.461	123.1	33.858	104.5	23.434		1:22.753	92.44	1.283	14:58:01.748	
7 -	25.055	123.8	33.466	104.3	23.267	110.5	1:21.788	93.53	0.318	14:59:23.536	
8 -	25.063	124.0	33.434	110.3	24.120	110.2	1:22.617	92.59	1.147	15:00:46.153	
9 -	25.821	123.3	33.114	111.1	22.917	110.4	1:21.852	93.46	0.382	15:02:08.005	
10 -	25.151	124.9	33.847	110.7	23.973	108.1	1:22.971	92.20	1.501	15:03:30.976	
11 -	25.761	124.9	33.826	110.0	23.488	110.4	1:23.075	92.08	1.605	15:04:54.051	
12 -	25.313	124.5	34.726	110.7	23.922		1:23.961	91.11	2.491	15:06:18.012	
13 -	25.355	124.2	34.449	110.7	23.523	110.0	1:23.327	91.80	1.857	15:07:41.339	
14 -	25.243	122.4	33.337	110.1	23.737	111.3	1:22.317	92.93	0.847	15:09:03.656	
15 -	25.780	121.3	33.533	105.5	23.759	110.5	1:23.072	92.08	1.602	15:10:26.728	

P10		74		James ABBOTT		Mygale M13-SJ/Scholar -					
LAP	SECTOR 1	SECTOR 2	SECTOR 3	LAP TIME	MPH	DIFF	TIME OF DAY				
1 -		119.4	33.926	110.5	23.295		1:31.600	83.51	10.134	14:51:12.070	
2 -	25.462	122.4	33.340	111.4	22.902		1:21.704	(3)	93.63	0.238	14:52:33.774
3 -	25.183	123.5	33.306	110.5	23.150		1:21.639	(2)	93.70	0.173	14:53:55.413
4 -	25.215	122.6	33.237	110.3	23.014		1:21.466 (1)	93.90		14:55:16.879	
5 -	25.257	122.6	33.544	110.9	23.377		1:22.178	93.09	0.712	14:56:39.057	
6 -	25.826	122.4	33.476	110.5	23.842		1:23.144	92.01	1.678	14:58:02.201	
7 -	25.373	122.9	33.241	110.9	23.105	112.0	1:21.719	93.61	0.253	14:59:23.920	
8 -	25.313	123.3	33.347	108.5	23.735		1:22.395	92.84	0.929	15:00:46.315	
9 -	26.169	123.1	33.215	111.4	23.069		1:22.453	92.78	0.987	15:02:08.768	
10 -	25.509	122.6	33.302	111.6	23.346		1:22.157	93.11	0.691	15:03:30.925	
11 -	25.742	123.3	33.593	110.7	23.272	111.1	1:22.607	92.60	1.141	15:04:53.532	
12 -	25.580	124.0	34.470	110.9	23.681	111.3	1:23.731	91.36	2.265	15:06:17.263	
13 -	25.876	121.7	34.093	110.7	23.478	111.3	1:23.447	91.67	1.981	15:07:40.710	
14 -	25.780	122.2	34.411	108.4	23.619		1:23.810	91.27	2.344	15:09:04.520	
15 -	25.988	122.0	33.981	111.1	23.802		1:23.771	91.32	2.305	15:10:28.291	

P11		72		Wei Fung THONG		Falcon Motorsport - Mygale M13-SJ/Scholar					
LAP	SECTOR 1	SECTOR 2	SECTOR 3	LAP TIME	MPH	DIFF	TIME OF DAY				
1 -		119.8	33.827	111.2	23.986	108.8	1:31.769	83.36	9.624	14:51:12.239	
2 -	25.664	124.0	33.713	107.0	23.279	111.6	1:22.656	(2)	92.55	0.511	14:52:34.895

Weather / Track : Cloudy / Dry

Croft

Circuit Length = 2.1250 miles

Start: 14:49 Flag 15:10 End: 15:11

2013 Dunlop MSA Formula Ford Championship GB

ROUND 13 - SECTOR ANALYSIS

SECTOR 1 = FL to I1, SECTOR 2 = I1 to I2, SECTOR 3 = I2 to FL, DIFF = Difference To Personal Best Lap

3 -	25.595	122.0	33.554	108.5	23.547	111.3	1:22.696 (3)	92.50	0.551	14:53:57.591
4 -	25.567	122.0	33.395	110.9	23.183	112.2	1:22.145 (1)	93.12		14:55:19.736
5 -	25.868	121.1	33.272	109.8	25.151	112.0	1:24.291	90.75	2.146	14:56:44.027
6 -	25.728	122.2	33.614	108.4	23.396	112.2	1:22.738	92.46	0.593	14:58:06.765
7 -	25.665	122.6	33.309	108.7	24.065	111.6	1:23.039	92.12	0.894	14:59:29.804
8 -	26.090	121.1	33.704	108.0	23.695	110.7	1:23.489	91.63	1.344	15:00:53.293
9 -	25.895	122.0	33.825	108.7	23.744	111.6	1:23.464	91.65	1.319	15:02:16.757
10 -	25.809	121.3	33.577	109.4	23.851	112.9	1:23.237	91.90	1.092	15:03:39.994
11 -	25.822	121.3	33.761	108.0	23.798	112.3	1:23.381	91.74	1.236	15:05:03.375
12 -	26.008	121.7	33.955	109.8	24.279	111.8	1:24.242	90.81	2.097	15:06:27.617
13 -	26.178	120.9	33.777	109.8	23.811	111.3	1:23.766	91.32	1.621	15:07:51.383
14 -	25.996	121.5	34.169	108.5	23.890	111.8	1:24.055	91.01	1.910	15:09:15.438
15 -	26.270	122.2	34.338	109.1	24.128	112.2	1:24.736	90.28	2.591	15:10:40.174

P12	71	Rob SHIELD					SWB Motorsport - Sinter LA12/Scholar				
LAP	SECTOR 1		SECTOR 2		SECTOR 3		LAP TIME	MPH	DIFF	TIME OF DAY	
1 -		118.7	34.677	107.3	23.414	110.0	1:32.901	82.34	9.434	14:51:13.371	
2 -	25.858	120.0	34.225	106.5	23.763	108.6	1:23.846	91.23	0.379	14:52:37.217	
3 -	25.786	120.2	34.399	106.1	23.454	107.8	1:23.639 (3)	91.46	0.172	14:54:00.856	
4 -	25.973	118.1	34.555	106.0	23.668	108.8	1:24.196	90.86	0.729	14:55:25.052	
5 -	25.768	118.1	34.421	107.8	23.443	107.6	1:23.632 (2)	91.47	0.165	14:56:48.684	
6 -	25.997	118.5	34.126	109.1	24.243	109.7	1:24.366	90.67	0.899	14:58:13.050	
7 -	25.923	120.4	34.809	108.0	23.907	110.9	1:24.639	90.38	1.172	14:59:37.689	
8 -	25.818	120.9	34.191	108.9	24.081	112.0	1:24.090	90.97	0.623	15:01:01.779	
9 -	26.302	121.1	34.328	108.2	23.672	111.3	1:24.302	90.74	0.835	15:02:26.081	
10 -	26.033	123.3	34.366	106.1	23.884	112.2	1:24.283	90.76	0.816	15:03:50.364	
11 -	25.710	122.9	34.403	107.0	23.658	112.3	1:23.771	91.32	0.304	15:05:14.135	
12 -	25.653	122.4	34.158	110.0	23.656	111.4	1:23.467 (1)	91.65		15:06:37.602	
13 -	25.823	122.0	34.152	110.1	24.549	109.3	1:24.524	90.50	1.057	15:08:02.126	
14 -	26.369	121.5	34.806	106.0	24.045	110.9	1:25.220	89.76	1.753	15:09:27.346	
15 -	26.147	120.4	35.017	107.2	24.042	111.6	1:25.206	89.78	1.739	15:10:52.552	

P13	27	Jayde KRUGER					Jamun Racing - Mygale M12-SJ				
LAP	SECTOR 1		SECTOR 2		SECTOR 3		LAP TIME	MPH	DIFF	TIME OF DAY	
1 -		120.4	34.118	109.4	23.284	110.4	1:30.369	84.65	8.842	14:51:10.839	
2 -	25.582	121.5	33.245	110.3	22.875	111.8	1:21.702 (2)	93.63	0.175	14:52:32.541	
3 -	25.578	121.7	33.298	110.3	22.871	110.9	1:21.747 (3)	93.58	0.220	14:53:54.288	
4 -	25.209	122.2	33.386	109.6	22.932	111.1	1:21.527 (1)	93.83		14:55:15.815	
5 -	25.362	122.2	34.006	109.8	23.426	110.5	1:22.794	92.39	1.267	14:56:38.609	
6 -	25.588	121.7	33.622	109.2	23.039	110.7	1:22.249	93.01	0.722	14:58:00.858	
7 -	25.552	122.0	33.538	109.8	22.960	111.1	1:22.050	93.23	0.523	14:59:22.908	
8 -	25.380	122.6	33.540	110.0	23.673	110.5	1:22.593	92.62	1.066	15:00:45.501	
9 -	25.445	122.6	33.449	109.6	23.119	109.3	1:22.013	93.27	0.486	15:02:07.514	
10 -	25.508	122.9	33.725	110.3	23.721	110.2	1:22.954	92.22	1.427	15:03:30.468	
11 -	25.596	121.5	33.782	109.1	23.425	111.1	1:22.803	92.38	1.276	15:04:53.271	
12 -	25.749	122.0	34.198	109.1	23.201	111.1	1:23.148	92.00	1.621	15:06:16.419	
13 -	25.514	121.5	33.807	109.1	23.397	110.2	1:22.718	92.48	1.191	15:07:39.137	
14 -	25.559	121.1	33.967	108.2	24.764		1:24.290	90.75	2.763	15:09:03.427	

Weather / Track : Cloudy / Dry

Results can be found at www.tsl-timing.com

Page 4 of 4

Croft

Circuit Length = 2.1250 miles

Start: 14:49 Flag 15:10 End: 15:11

Printed - 15:12 Saturday, 22 June 2013

2013 Dunlop MSA Formula Ford Championship GB

ROUND 13 - BEST SPEEDS

POS	SECTOR 1			SECTOR 2			FINISH LINE		
	NO	NAME	MPH	NO	NAME	MPH	NO	NAME	MPH
1	26	Juan ROSSO	128.5	1	Dan CAMMISH	113.1	26	Juan ROSSO	115.0
2	25	Pablo MARANZANA	126.1	26	Juan ROSSO	112.9	1	Dan CAMMISH	114.8
3	1	Dan CAMMISH	125.6	6	Harrison SCOTT	112.7	25	Pablo MARANZANA	113.6
4	2	Sam BRABHAM	125.2	25	Pablo MARANZANA	112.7	6	Harrison SCOTT	113.4
5	34	Camren KAMINSKY	125.2	34	Camren KAMINSKY	112.7	34	Camren KAMINSKY	113.1
6	73	Sam MACLEOD	124.9	2	Sam BRABHAM	112.2	9	Lassi HALMINEN	112.9
7	6	Harrison SCOTT	124.7	9	Lassi HALMINEN	111.8	72	Wei Fung THONG	112.9
8	5	Andy RICHARDSON	124.7	74	James ABBOTT	111.6	5	Andy RICHARDSON	112.5
9	9	Lassi HALMINEN	124.0	72	Wei Fung THONG	111.2	71	Rob SHIELD	112.3
10	74	James ABBOTT	124.0	73	Sam MACLEOD	111.1	2	Sam BRABHAM	112.0
11	72	Wei Fung THONG	124.0	27	Jayde KRUGER	110.3	74	James ABBOTT	112.0
12	71	Rob SHIELD	123.3	71	Rob SHIELD	110.1	27	Jayde KRUGER	111.8
13	27	Jayde KRUGER	122.9	5	Andy RICHARDSON	109.4	73	Sam MACLEOD	111.3

Weather / Track : Cloudy / Dry

Results can be found at www.tsl-timing.com

Croft
Circuit Length = 2.1250 miles
Start: 14:49 Flag 15:10 End: 15:11

Printed - 15:11 Saturday, 22 June 2013

2013 Dunlop MSA Formula Ford Championship GB

ROUND 13 - BEST SECTORS

SECTOR 1			SECTOR 2			SECTOR 3			IDEAL / BEST COMPARISON						
POS	NO	NAME	TIME	NO	NAME	TIME	NO	NAME	TIME	POS	NO	NAME	IDEAL	BEST	DIFF
1	1	CAMMISH	24.732	1	CAMMISH	32.411	6	SCOTT	22.694				PERFECT LAP	1:19.837	
2	25	MARANZANA	24.867	6	SCOTT	32.541	27	KRUGER	22.871	1	1	CAMMISH	1:20.085	1:20.516	0.431
3	6	SCOTT	24.895	34	KAMINSKY	32.813	74	ABBOTT	22.902	2	6	SCOTT	1:20.130	1:20.458	0.328
4	5	RICHARDSON	25.002	25	MARANZANA	32.836	73	MACLEOD	22.917	3	25	MARANZANA	1:20.838	1:21.132	0.294
5	73	MACLEOD	25.055	9	HALMINEN	32.856	5	RICHARDSON	22.918	4	5	RICHARDSON	1:20.921	1:21.254	0.333
6	26	ROSSO	25.138	26	ROSSO	32.900	1	CAMMISH	22.942	5	34	KAMINSKY	1:21.060	1:21.276	0.216
7	2	BRABHAM	25.163	5	RICHARDSON	33.001	2	BRABHAM	22.975	6	26	ROSSO	1:21.081	1:21.477	0.396
8	74	ABBOTT	25.183	2	BRABHAM	33.098	26	ROSSO	23.043	7	73	MACLEOD	1:21.086	1:21.470	0.384
9	34	KAMINSKY	25.194	73	MACLEOD	33.114	34	KAMINSKY	23.053	8	9	HALMINEN	1:21.178	1:21.297	0.119
10	27	KRUGER	25.209	74	ABBOTT	33.215	9	HALMINEN	23.110	9	2	BRABHAM	1:21.236	1:21.576	0.340
11	9	HALMINEN	25.212	27	KRUGER	33.245	25	MARANZANA	23.135	10	74	ABBOTT	1:21.300	1:21.466	0.166
12	72	THONG	25.567	72	THONG	33.272	72	THONG	23.183	11	27	KRUGER	1:21.325	1:21.527	0.202
13	71	SHIELD	25.653	71	SHIELD	34.126	71	SHIELD	23.414	12	72	THONG	1:22.022	1:22.145	0.123
										13	71	SHIELD	1:23.193	1:23.467	0.274

Weather / Track : Cloudy / Dry

Results can be found at www.tsl-timing.com

Croft

Circuit Length = 2.1250 miles

Start: 14:49 Flag 15:10 End: 15:11

Printed - 15:11 Saturday, 22 June 2013

2013 Dunlop MSA Formula Ford Championship GB

ROUND 13 - LAP CHART

LAP 1			LAP 2			LAP 3			LAP 4			LAP 5		
NO	BEHIND	LAP TIME	NO	BEHIND	LAP TIME	NO	BEHIND	LAP TIME	NO	BEHIND	LAP TIME	NO	BEHIND	LAP TIME
1		1:24.945	6		1:20.458	6		1:18.356 P	1		1:20.628	1		1:20.616
6	0.508	1:25.453	1	1.152	1:22.118	1	3.312	1:20.516	5	2.911	1:21.972	5	4.295	1:22.000
5	1.621	1:26.566	5	1.909	1:21.254	5	4.879	1:21.326	25	3.016	1:21.737	25	4.595	1:22.195
25	2.163	1:27.108	25	2.329	1:21.132	25	5.219	1:21.246	26	3.750	1:21.481	26	5.261	1:22.127
26	2.559	1:27.504	26	3.088	1:21.495	26	6.209	1:21.477	9	4.340	1:21.557	9	5.776	1:22.052
9	3.295	1:28.240	9	3.626	1:21.297	9	6.723	1:21.453	34	5.341	1:21.276	34	6.037	1:21.312
34	4.387	1:29.332	34	4.969	1:21.548	34	8.005	1:21.392	2	6.537	1:21.682	2	7.497	1:21.576
2	4.897	1:29.842	2	5.562	1:21.631	2	8.795	1:21.589	27	7.138	1:21.527	27	9.316	1:22.794
27	5.424	1:30.369	27	6.160	1:21.702	27	9.551	1:21.747	73	7.644	1:21.470	73	9.702	1:22.674
73	6.150	1:31.095	73	6.775	1:21.591	73	10.114	1:21.695	74	8.202	1:21.466	74	9.764	1:22.178
74	6.655	1:31.600	74	7.393	1:21.704	74	10.676	1:21.639	72	11.059	1:22.145	72	14.734	1:24.291
72	6.824	1:31.769	72	8.514	1:22.656	72	12.854	1:22.696	71	16.375	1:24.196	6	17.616	1:21.276
71	7.956	1:32.901	71	10.836	1:23.846	71	16.119	1:23.639	6	16.956	1:40.896	71	19.391	1:23.632

Weather / Track : Cloudy / Dry

Croft
 Circuit Length = 2.1250 miles
 Start: 14:49 Flag 15:10 End: 15:11

2013 Dunlop MSA Formula Ford Championship GB

ROUND 13 - LAP CHART

LAP 6			LAP 7			LAP 8			LAP 9			LAP 10		
NO	BEHIND	LAP TIME	NO	BEHIND	LAP TIME	NO	BEHIND	LAP TIME	NO	BEHIND	LAP TIME	NO	BEHIND	LAP TIME
1		1:21.011	1		1:20.969	1		1:21.007	1		1:21.188	1		1:21.567
5	5.298	1:22.014	5	6.005	1:21.676	25	7.271	1:21.888	25	7.852	1:21.769	25	7.809	1:21.524
25	5.679	1:22.095	25	6.390	1:21.680	5	7.515	1:22.517	26	9.245	1:22.749	26	9.911	1:22.233
26	6.030	1:21.780	26	6.934	1:21.873	26	7.684	1:21.757	5	10.016	1:23.689	5	10.860	1:22.411
9	6.618	1:21.853	9	7.589	1:21.940	9	8.409	1:21.827	9	10.576	1:23.355	9	11.263	1:22.254
34	6.924	1:21.898	34	8.346	1:22.391	34	9.163	1:21.824	34	10.803	1:22.828	34	11.561	1:22.325
2	8.679	1:22.193	2	10.202	1:22.492	2	11.391	1:22.196	2	12.580	1:22.377	2	13.201	1:22.188
27	10.554	1:22.249	27	11.635	1:22.050	27	13.221	1:22.593	27	14.046	1:22.013	27	15.433	1:22.954
73	11.444	1:22.753	73	12.263	1:21.788	73	13.873	1:22.617	73	14.537	1:21.852	74	15.890	1:22.157
74	11.897	1:23.144	74	12.647	1:21.719	74	14.035	1:22.395	74	15.300	1:22.453	73	15.941	1:22.971
72	16.461	1:22.738	6	18.169	1:21.547	6	18.213	1:21.051	6	18.121	1:21.096	6	17.314	1:20.760
6	17.591	1:20.986	72	18.531	1:23.039	72	21.013	1:23.489	72	23.289	1:23.464	72	24.959	1:23.237
71	22.746	1:24.366	71	26.416	1:24.639	71	29.499	1:24.090	71	32.613	1:24.302	71	35.329	1:24.283

Weather / Track : Cloudy / Dry

Croft

Circuit Length = 2.1250 miles

Start: 14:49 Flag 15:10 End: 15:11

2013 Dunlop MSA Formula Ford Championship GB

ROUND 13 - LAP CHART

LAP 11			LAP 12			LAP 13			LAP 14			LAP 15		
NO	BEHIND	LAP TIME	NO	BEHIND	LAP TIME	NO	BEHIND	LAP TIME	NO	BEHIND	LAP TIME	NO	BEHIND	LAP TIME
1		1:21.735	1		1:21.276	1		1:21.656	1		1:21.919	1		1:23.167
25	7.422	1:21.348	25	7.867	1:21.721	25	8.212	1:22.001	25	7.880	1:21.587	25	7.234	1:22.521
26	10.595	1:22.419	26	11.861	1:22.542	26	13.187	1:22.982	26	15.939	1:24.671	26	16.674	1:23.902
5	11.505	1:22.380	5	12.637	1:22.408	5	13.464	1:22.483	5	16.492	1:24.947	9	17.311	1:23.510
9	11.919	1:22.391	9	13.445	1:22.802	9	14.236	1:22.447	9	16.968	1:24.651	34	17.701	1:23.716
34	12.163	1:22.337	34	13.987	1:23.100	34	15.300	1:22.969	34	17.152	1:23.771	2	18.163	1:23.807
2	13.437	1:21.971	2	14.480	1:22.319	2	16.004	1:23.180	2	17.523	1:23.438	5	18.841	1:25.516
27	16.501	1:22.803	27	18.373	1:23.148	27	19.435	1:22.718	27	21.806	1:24.290	6	20.647	1:21.963
74	16.762	1:22.607	74	19.217	1:23.731	6	20.271	1:22.544	6	21.851	1:23.499	73	21.940	1:23.072
73	17.281	1:23.075	6	19.383	1:23.156	74	21.008	1:23.447	73	22.035	1:22.317	74	23.503	1:23.771
6	17.503	1:21.924	73	19.966	1:23.961	73	21.637	1:23.327	74	22.899	1:23.810	72	35.386	1:24.736
72	26.605	1:23.381	72	29.571	1:24.242	72	31.681	1:23.766	72	33.817	1:24.055	71	47.764	1:25.206
71	37.365	1:23.771	71	39.556	1:23.467	71	42.424	1:24.524	71	45.725	1:25.220			

Weather / Track : Cloudy / Dry

Results can be found at www.tsl-timing.com

Page 3 of 3

Croft

Circuit Length = 2.1250 miles

Start: 14:49 Flag 15:10 End: 15:11

Printed - 15:12 Saturday, 22 June 2013

2013 Dunlop MSA Formula Ford Championship GB

ROUND 13 - POSITION CHART

No	Name	Lap															
		Pos	1	2	3	4	5	6	7	8	9	10	11	12	13	14	15
6	SCOTT	1	1	6	6	1	1	1	1	1	1	1	1	1	1	1	1
1	CAMMISH	2	6	1	1	5	5	5	5	25	25	25	25	25	25	25	25
25	MARANZANA	3	5	5	5	25	25	25	25	5	26	26	26	26	26	26	26
5	RICHARDSON	4	25	25	25	26	26	26	26	26	5	5	5	5	5	5	9
26	ROSSO	5	26	26	26	9	9	9	9	9	9	9	9	9	9	9	34
73	MACLEOD	6	9	9	9	34	34	34	34	34	34	34	34	34	34	34	2
9	HALMINEN	7	34	34	34	2	2	2	2	2	2	2	2	2	2	2	5
34	KAMINSKY	8	2	2	2	27	27	27	27	27	27	27	27	27	27	27	6
2	BRABHAM	9	27	27	27	73	73	73	73	73	73	74	74	74	6	6	73
27	KRUGER	10	73	73	73	74	74	74	74	74	74	73	73	6	74	73	74
74	ABBOTT	11	74	74	74	72	72	72	6	6	6	6	6	73	73	74	72
72	THONG	12	72	72	72	71	6	6	72	72	72	72	72	72	72	72	71
71	SHIELD	13	71	71	71	6	71	71	71	71	71	71	71	71	71	71	71

Weather / Track : Cloudy / Dry

Results can be found at www.tsl-timing.com

Croft
 Circuit Length = 2.1250 miles
 Start: 14:49 Flag 15:10 End: 15:11

Printed - 15:12 Saturday, 22 June 2013



2013 Dunlop MSA Formula Ford Championship GB

ROUND 14 - CLASSIFICATION

POS	NO	CL	PIC NAME	NAT	ENTRY	LAPS	TIME	GAP	DIFF	MPH	BEST	ON
1	1		1 Dan CMMISH	GBR	JTR - M13 SJ/Mountune	15	20:19.859			94.06	1:20.519	2
2	6	S	1 Harrison SCOTT	GBR	Falcon Motorsport - M13 SJ/Scholar	15	20:23.269	3.410	3.410	93.80	1:20.719	4
3	25	S	2 Pablo MARANZANA	ARG	Jamun Racing - M12 SJ/Scholar	15	20:24.786	4.927	1.517	93.69	1:20.774	3
4	27		2 Jayde KRUGER	RSA	Jamun Racing - Mygale M12-SJ	15	20:35.771	15.912	10.985	92.85	1:20.845	6
5	9		3 Lassi HALMINEN	FIN	Falcon Motorsport - M12 SJ/Scholar	15	20:39.504	19.645	3.733	92.57	1:21.445	4
6	26		4 Juan ROSSO	ARG	Jamun Racing - M12 SJ/Scholar	15	20:44.516	24.657	5.012	92.20	1:21.565	3
7	2	S	3 Sam BRABHAM	GBR	JTR - M13 SJ/Mountune	15	20:46.063	26.204	1.547	92.09	1:22.185	4
8	74		5 James ABBOTT	GBR	Mygale M13-SJ/Scholar -	15	20:47.840	27.981	1.777	91.96	1:21.830	4
9	34		6 Camren KAMINSKY	USA	JTR - M13 SJ/Mountune	15	21:02.700	42.841	14.860	90.87	1:21.713	4
10	71		7 Rob SHIELD	GBR	SWB Motorsport - Sinter LA12/Scholar	15	21:17.874	58.015	15.174	89.79	1:23.072	10

NOT CLASSIFIED

DNF	73		Sam MACLEOD	GBR	Jamun Racing - Mygale M12-SJ/Scholar	13	18:02.958	2 Laps	2 Laps	91.83	1:21.720	3
DNF	72		Wei Fung THONG	HKG	Falcon Motorsport - Mygale M13-SJ/Scholar	10	13:47.134	5 Laps	3 Laps	92.48	1:21.356	9
DNF	5	S	Andy RICHARDSON	GBR	Richardson Racing - M12 SJ/Scholar	0						

FASTEST LAP

	1		Dan CMMISH	GBR	JTR - M13 SJ/Mountune	2	1:20.519			95.00 mph	152.90 kph	
	6	S	Harrison SCOTT	GBR	Falcon Motorsport - M13 SJ/Scholar	4	1:20.719			94.77 mph	152.52 kph	

Weather / Track : Cloudy / Dry

These results are provisional until the conclusion of any judicial and technical matters.

Croft

Circuit Length = 2.1250 miles

Start: 18:01 Flag 18:21 End: 18:22

Clerk Of Course :

Timekeeper :

Results can be found at www.tsl-timing.com

Printed - 18:24 Saturday, 22 June 2013



RACINGLINE

2013 Dunlop MSA Formula Ford Championship GB

ROUND 14 - SECTOR ANALYSIS

SECTOR 1 = FL to I1, SECTOR 2 = I1 to I2, SECTOR 3 = I2 to FL, DIFF = Difference To Personal Best Lap

P1		1		Dan C AMMISH		JTR - M13 SJ/Mountune				
LAP		SECTOR 1	SECTOR 2	SECTOR 3	LAP TIME	MPH	DIFF	TIME OF DAY		
1 -		124.9	32.977	112.0	22.896	113.8	1:24.232	90.82	3.713	18:02:42.795
2 -	24.795	125.4	32.863	109.2	22.861	114.2	1:20.519 (1)	95.00		18:04:03.314
3 -	24.856	125.4	32.798	111.6	23.122	113.4	1:20.776	94.70	0.257	18:05:24.090
4 -	24.950	124.9	32.677	111.8	22.898	114.4	1:20.525 (2)	95.00	0.006	18:06:44.615
5 -	24.931	124.9	32.742	112.4	22.917	114.0	1:20.590 (3)	94.92	0.071	18:08:05.205
6 -	24.955	124.2	32.895	112.2	22.903	114.4	1:20.753	94.73	0.234	18:09:25.958
7 -	24.924	125.2	32.897	112.4	23.150	114.4	1:20.971	94.47	0.452	18:10:46.929
8 -	24.989	124.5	33.021	112.0	22.954	114.2	1:20.964	94.48	0.445	18:12:07.893
9 -	25.042	124.5	33.089	112.0	23.112	114.0	1:21.243	94.16	0.724	18:13:29.136
10 -	25.033	124.7	33.070	111.8	23.039	113.8	1:21.142	94.28	0.623	18:14:50.278
11 -	25.112	125.6	33.211	108.5	23.106	114.2	1:21.429	93.94	0.910	18:16:11.707
12 -	25.063	125.6	33.019	112.9	23.061	114.6	1:21.143	94.27	0.624	18:17:32.850
13 -	24.982	125.6	33.261	112.5	23.084	114.4	1:21.327	94.06	0.808	18:18:54.177
14 -	25.082	125.4	33.370	111.8	23.017	114.0	1:21.469	93.90	0.950	18:20:15.646
15 -	25.402	124.5	33.555	112.5	23.819	85.4	1:22.776	92.41	2.257	18:21:38.422

P2		6 S		Harrison SCOTT		Falcon Motorsport - M13 SJ/Scholar				
LAP		SECTOR 1	SECTOR 2	SECTOR 3	LAP TIME	MPH	DIFF	TIME OF DAY		
1 -		122.4	32.999	112.2	22.858	112.2	1:24.875	90.13	4.156	18:02:43.438
2 -	25.107	122.4	32.919	112.7	22.955	112.2	1:20.981 (3)	94.46	0.262	18:04:04.419
3 -	25.048	122.4	32.908	111.6	23.050	112.9	1:21.006	94.43	0.287	18:05:25.425
4 -	25.004	122.0	32.770	112.4	22.945	113.3	1:20.719 (1)	94.77		18:06:46.144
5 -	25.000	122.6	32.838	112.0	23.087	112.7	1:20.925 (2)	94.53	0.206	18:08:07.069
6 -	25.055	122.2	33.052	111.4	23.090	112.5	1:21.197	94.21	0.478	18:09:28.266
7 -	25.196	122.2	33.114	111.6	23.166	112.3	1:21.476	93.89	0.757	18:10:49.742
8 -	25.225	122.0	32.996	111.6	23.160	113.1	1:21.381	94.00	0.662	18:12:11.123
9 -	25.044	122.6	32.856	112.0	23.240	112.7	1:21.140	94.28	0.421	18:13:32.263
10 -	25.115	122.4	32.897	112.0	23.172	112.7	1:21.184	94.23	0.465	18:14:53.447
11 -	25.184	122.2	33.030	111.2	23.305	112.2	1:21.519	93.84	0.800	18:16:14.966
12 -	25.082	123.3	32.945	112.2	23.207	113.3	1:21.234	94.17	0.515	18:17:36.200
13 -	25.179	123.1	33.064	112.0	23.295	112.5	1:21.538	93.82	0.819	18:18:57.738
14 -	25.267	122.6	33.156	112.0	23.259	112.5	1:21.682	93.65	0.963	18:20:19.420
15 -	25.514	122.9	33.353	111.8	23.545	100.1	1:22.412	92.82	1.693	18:21:41.832

P3		25 S		Pablo MARANZANA		Jamun Racing - M12 SJ/Scholar				
LAP		SECTOR 1	SECTOR 2	SECTOR 3	LAP TIME	MPH	DIFF	TIME OF DAY		
1 -		123.5	33.261	112.2	23.291		1:26.194	88.75	5.420	18:02:44.757
2 -	24.839	125.6	33.169	111.8	22.991	113.6	1:20.999 (2)	94.44	0.225	18:04:05.756
3 -	24.893	125.2	32.943	112.2	22.938		1:20.774 (1)	94.70		18:05:26.530
4 -	25.009	124.7	33.023	112.4	23.125		1:21.157	94.26	0.383	18:06:47.687
5 -	24.969	124.7	33.042	111.8	23.188		1:21.199	94.21	0.425	18:08:08.886
6 -	24.984	124.9	33.091	111.6	23.044		1:21.119 (3)	94.30	0.345	18:09:30.005
7 -	24.933	125.4	33.129	109.8	23.151		1:21.213	94.19	0.439	18:10:51.218
8 -	24.856	125.9	33.019	111.2	23.280		1:21.155	94.26	0.381	18:12:12.373
9 -	24.988	125.4	33.168	111.6	23.134		1:21.290	94.10	0.516	18:13:33.663
10 -	25.069	125.2	33.103	110.7	23.137		1:21.309	94.08	0.535	18:14:54.972
11 -	25.196	124.9	33.138	111.4	23.235		1:21.569	93.78	0.795	18:16:16.541
12 -	25.047	125.4	33.171	111.6	23.477	112.3	1:21.695	93.64	0.921	18:17:38.236
13 -	25.248	124.2	33.027	110.9	23.355		1:21.630	93.71	0.856	18:18:59.866
14 -	25.012	125.6	33.167	110.9	23.399	112.9	1:21.578	93.77	0.804	18:20:21.444
15 -	25.070	125.2	33.562	111.2	23.273	113.1	1:21.905	93.40	1.131	18:21:43.349

P4		27		Jayde KRUGER		Jamun Racing - Mygale M12-SJ				
LAP		SECTOR 1	SECTOR 2	SECTOR 3	LAP TIME	MPH	DIFF	TIME OF DAY		
1 -		121.7	33.982	109.4	23.655		1:30.032	84.97	9.187	18:02:48.595
2 -	25.339	121.3	33.312	110.5	22.977	110.7	1:21.628	93.71	0.783	18:04:10.223
3 -	25.558	121.7	33.550	111.6	23.173		1:22.281	92.97	1.436	18:05:32.504
4 -	25.077	122.4	33.374	110.9	22.940	110.4	1:21.391 (3)	93.99	0.546	18:06:53.895
5 -	25.064	121.5	33.153	111.4	23.367	110.2	1:21.584	93.76	0.739	18:08:15.479

Weather / Track : Cloudy / Dry

Croft

Circuit Length = 2.1250 miles

Start: 18:01 Flag 18:21 End: 18:22

2013 Dunlop MSA Formula Ford Championship GB

ROUND 14 - SECTOR ANALYSIS

SECTOR 1 = FL to I1, SECTOR 2 = I1 to I2, SECTOR 3 = I2 to FL, DIFF = Difference To Personal Best Lap

6 -	25.185	120.9	32.957	110.1	22.703	110.5	1:20.845 (1)	94.62			18:09:36.324
7 -	25.126	122.0	33.170	110.7	23.754		1:22.050	93.23	1.205		18:10:58.374
8 -	25.428	122.0	33.265	110.5	23.319		1:22.012	93.28	1.167		18:12:20.386
9 -	25.355	121.7	33.331	110.3	23.212	111.8	1:21.898	93.41	1.053		18:13:42.284
10 -	25.659	121.3	33.564	110.1	23.357	111.6	1:22.580	92.63	1.735		18:15:04.864
11 -	26.260	120.6	33.756	109.8	23.027		1:23.043	92.12	2.198		18:16:27.907
12 -	25.292	122.0	33.082	110.3	22.759	111.6	1:21.133 (2)	94.29	0.288		18:17:49.040
13 -	25.309	123.1	33.184	110.1	23.058	111.8	1:21.551	93.80	0.706		18:19:10.591
14 -	25.392	121.5	33.328	110.9	23.018	111.1	1:21.738	93.59	0.893		18:20:32.329
15 -	25.795	120.9	33.218	110.5	22.992	112.0	1:22.005	93.28	1.160		18:21:54.334

P5		9		Lassi HALMINEN		Falcon Motorsport - M12 SJ/Scholar					
LAP	SECTOR 1		SECTOR 2		SECTOR 3		LAP TIME	MPH	DIFF	TIME OF DAY	
1 -		121.1	33.679	111.2	23.639	112.5	1:28.400	86.53	6.955	18:02:46.963	
2 -	25.610	122.4	33.373	111.2	22.906	113.1	1:21.889	93.42	0.444	18:04:08.852	
3 -	25.252	123.1	33.322	109.6	23.142	112.3	1:21.716	93.61	0.271	18:05:30.568	
4 -	25.234	122.0	33.031	111.2	23.180	112.0	1:21.445 (1)	93.92		18:06:52.013	
5 -	25.117	122.6	33.212	110.0	23.193	112.2	1:21.522 (3)	93.84	0.077	18:08:13.535	
6 -	25.086	122.4	33.265	110.0	23.119	112.2	1:21.470 (2)	93.90	0.025	18:09:35.005	
7 -	25.211	123.5	34.074	110.9	23.873	109.1	1:23.158	91.99	1.713	18:10:58.163	
8 -	25.313	121.7	33.348	109.6	23.780	111.3	1:22.441	92.79	0.996	18:12:20.604	
9 -	25.481	121.3	33.425	111.2	23.516	110.4	1:22.422	92.81	0.977	18:13:43.026	
10 -	25.420	120.2	33.369	111.1	23.674	110.2	1:22.463	92.77	1.018	18:15:05.489	
11 -	25.545	121.3	33.561	105.8	23.610	110.5	1:22.716	92.48	1.271	18:16:28.205	
12 -	25.411	122.6	33.341	108.9	23.397	110.4	1:22.149	93.12	0.704	18:17:50.354	
13 -	25.407	121.5	33.365	107.7	23.403	110.7	1:22.175	93.09	0.730	18:19:12.529	
14 -	25.477	121.7	33.420	110.1	23.465	111.1	1:22.362	92.88	0.917	18:20:34.891	
15 -	25.715	121.1	33.780	109.6	23.681	111.6	1:23.176	91.97	1.731	18:21:58.067	

P6		26		Juan ROSSO		Jamun Racing - M12 SJ/Scholar					
LAP	SECTOR 1		SECTOR 2		SECTOR 3		LAP TIME	MPH	DIFF	TIME OF DAY	
1 -		125.9	33.131	113.5	23.471		1:26.842	88.09	5.277	18:02:45.405	
2 -	25.156	126.6	33.045	113.1	23.398		1:21.599 (2)	93.75	0.034	18:04:07.004	
3 -	25.161	125.9	33.186	113.3	23.218		1:21.565 (1)	93.79		18:05:28.569	
4 -	25.230	125.9	33.202	113.1	23.254		1:21.686 (3)	93.65	0.121	18:06:50.255	
5 -	25.305	126.3	33.271	112.7	23.403	114.0	1:21.979	93.31	0.414	18:08:12.234	
6 -	25.181	126.1	33.537	106.8	23.388		1:22.106	93.17	0.541	18:09:34.340	
7 -	25.642	125.2	34.211	110.1	23.268	114.2	1:23.121	92.03	1.556	18:10:57.461	
8 -	25.403	125.6	33.543	111.1	23.330		1:22.276	92.98	0.711	18:12:19.737	
9 -	25.572	125.4	33.427	111.4	23.312		1:22.311	92.94	0.746	18:13:42.048	
10 -	25.590	124.0	33.569	110.1	23.437	113.8	1:22.596	92.62	1.031	18:15:04.644	
11 -	26.365	122.0	34.506	109.8	24.335		1:25.206	89.78	3.641	18:16:29.850	
12 -	25.895	124.2	33.586	107.2	23.254	114.2	1:22.735	92.46	1.170	18:17:52.585	
13 -	25.557	125.6	33.505	111.4	23.576	114.0	1:22.638	92.57	1.073	18:19:15.223	
14 -	25.556	125.6	33.778	110.5	23.585	114.4	1:22.919	92.25	1.354	18:20:38.142	
15 -	26.496	122.4	34.410	109.2	24.031	114.2	1:24.937	90.06	3.372	18:22:03.079	

P7		2 S		Sam BRABHAM		JTR - M13 SJ/Mountune					
LAP	SECTOR 1		SECTOR 2		SECTOR 3		LAP TIME	MPH	DIFF	TIME OF DAY	
1 -		124.0	34.212	109.8	23.392		1:28.972	85.98	6.787	18:02:47.535	
2 -	25.362	124.9	33.676	109.4	23.210		1:22.248 (3)	93.01	0.063	18:04:09.783	
3 -	25.429	123.5	33.600	110.1	23.222		1:22.251	93.00	0.066	18:05:32.034	
4 -	25.245	123.8	33.341	111.8	23.599		1:22.185 (1)	93.08		18:06:54.219	
5 -	25.647	123.1	34.321	111.2	23.105		1:23.073	92.08	0.888	18:08:17.292	
6 -	25.558	123.1	33.662	108.4	23.184		1:22.404	92.83	0.219	18:09:39.696	
7 -	25.356	124.2	33.542	110.7	23.314		1:22.212 (2)	93.05	0.027	18:11:01.908	
8 -	25.519	123.1	33.797	110.3	23.432		1:22.748	92.45	0.563	18:12:24.656	
9 -	25.780	124.2	34.464	110.9	23.152	112.5	1:23.396	91.73	1.211	18:13:48.052	
10 -	25.610	122.6	33.829	110.5	23.260		1:22.699	92.50	0.514	18:15:10.751	
11 -	25.582	123.3	33.827	109.8	23.335		1:22.744	92.45	0.559	18:16:33.495	
12 -	25.852	122.9	33.801	111.1	23.287		1:22.940	92.23	0.755	18:17:56.435	
13 -	25.528	123.8	33.985	110.5	23.285		1:22.798	92.39	0.613	18:19:19.233	

Weather / Track : Cloudy / Dry

Croft

Circuit Length = 2.1250 miles

Start: 18:01 Flag 18:21 End: 18:22

2013 Dunlop MSA Formula Ford Championship GB

ROUND 14 - SECTOR ANALYSIS

SECTOR 1 = FL to I1, SECTOR 2 = I1 to I2, SECTOR 3 = I2 to FL, DIFF = Difference To Personal Best Lap

14 -	25.510	123.3	33.868	110.1	23.358	1:22.736	92.46	0.551	18:20:41.969
15 -	25.598	122.6	33.748	110.3	23.311	1:22.657	92.55	0.472	18:22:04.626

P8 74		James ABBOTT				Mygale M13-SJ/Scholar -				
LAP	SECTOR 1	SECTOR 2		SECTOR 3		LAP TIME	MPH	DIFF	TIME OF DAY	
1 -		121.1	34.306	112.2	23.751	1:30.412	84.61	8.582	18:02:48.975	
2 -	25.523	122.4	33.478	108.4	23.317	1:22.318 (3)	92.93	0.488	18:04:11.293	
3 -	25.599	123.1	33.479	110.3	23.224	1:22.302 (2)	92.95	0.472	18:05:33.595	
4 -	25.486	121.1	33.197	112.2	23.147	1:21.830 (1)	93.48		18:06:55.425	
5 -	25.430	122.9	33.745	111.8	24.041	1:23.216	91.93	1.386	18:08:18.641	
6 -	25.618	122.2	33.378	111.2	23.434	1:22.430	92.80	0.600	18:09:41.071	
7 -	25.446	122.9	33.623	109.1	23.434	1:22.503	92.72	0.673	18:11:03.574	
8 -	25.393	121.5	33.729	111.1	23.243	112.3	1:22.365	92.88	0.535	18:12:25.939
9 -	25.543	122.0	33.771	110.7	23.550	112.5	1:22.864	92.32	1.034	18:13:48.803
10 -	25.562	122.4	33.642	111.6	23.412	1:22.616	92.59	0.786	18:15:11.419	
11 -	25.481	123.1	33.704	110.1	23.665	1:22.850	92.33	1.020	18:16:34.269	
12 -	25.597	122.9	33.755	110.0	23.488	1:22.840	92.34	1.010	18:17:57.109	
13 -	25.550	123.5	34.723	108.9	23.515	1:23.788	91.30	1.958	18:19:20.897	
14 -	25.505	123.1	33.666	107.8	23.719	1:22.890	92.29	1.060	18:20:43.787	
15 -	25.706	122.2	33.427	111.2	23.483	112.7	1:22.616	92.59	0.786	18:22:06.403

P9 34		Camren KAMINSKY				JTR - M13 SJ/Mountune				
LAP	SECTOR 1	SECTOR 2		SECTOR 3		LAP TIME	MPH	DIFF	TIME OF DAY	
1 -		123.8	33.817	111.4	23.490	112.9	1:28.010	86.92	6.297	18:02:46.573
2 -	25.469	123.1	33.252	112.2	23.143		1:21.864 (2)	93.44	0.151	18:04:08.437
3 -	25.295	123.5	33.853	98.8	23.505	112.3	1:22.653	92.55	0.940	18:05:31.090
4 -	25.351	123.5	32.997	112.0	23.365		1:21.713 (1)	93.62		18:06:52.803
5 -	25.510	122.4	33.581	110.1	24.188		1:23.279	91.86	1.566	18:08:16.082
6 -	25.919	122.9	33.368	110.9	23.393	112.2	1:22.680	92.52	0.967	18:09:38.762
7 -	25.507	123.5	33.835	111.1	23.381		1:22.723	92.47	1.010	18:11:01.485
8 -	25.525	117.7	33.484	110.7	23.458	112.2	1:22.467	92.76	0.754	18:12:23.952
9 -	25.604	123.1	33.269	110.9	23.441	112.7	1:22.314	92.93	0.601	18:13:46.266
10 -	25.363	122.6	33.329	110.9	23.577	111.6	1:22.269	92.98	0.556	18:15:08.535
11 -	25.354	123.8	33.203	111.2	23.463		1:22.020 (3)	93.27	0.307	18:16:30.555
12 -	25.423	124.0	33.625	111.4	23.904	110.7	1:22.952	92.22	1.239	18:17:53.507
13 -	25.381	124.7	45.769	98.8	24.623	111.1	1:35.773	79.87	14.060	18:19:29.280
14 -	27.297	122.2	35.045	110.9	23.698	112.2	1:26.040	88.91	4.327	18:20:55.320
15 -	27.207	120.9	35.038	111.2	23.698	113.4	1:25.943	89.01	4.230	18:22:21.263

P10 71		Rob SHIELD				SWB Motorsport - Sinter LA12/Scholar				
LAP	SECTOR 1	SECTOR 2		SECTOR 3		LAP TIME	MPH	DIFF	TIME OF DAY	
1 -							1:32.995	82.26	9.923	18:02:51.558
2 -							1:25.038	89.96	1.966	18:04:16.596
3 -							1:24.513	90.51	1.441	18:05:41.109
4 -							1:24.493	90.54	1.421	18:07:05.602
5 -							1:24.518	90.51	1.446	18:08:30.120
6 -							1:23.979	91.09	0.907	18:09:54.099
7 -							1:23.768 (2)	91.32	0.696	18:11:17.867
8 -							1:25.654	89.31	2.582	18:12:43.521
9 -							1:23.866	91.21	0.794	18:14:07.387
10 -							1:23.072 (1)	92.08		18:15:30.459
11 -							1:28.900	86.05	5.828	18:16:59.359
12 -							1:23.832 (3)	91.25	0.760	18:18:23.191
13 -							1:23.982	91.09	0.910	18:19:47.173
14 -							1:24.695	90.32	1.623	18:21:11.868
15 -							1:24.569	90.45	1.497	18:22:36.437

P11 73		Sam MACLEOD				Jamun Racing - Mygale M12-SJ/Scholar				
LAP	SECTOR 1	SECTOR 2		SECTOR 3		LAP TIME	MPH	DIFF	TIME OF DAY	
1 -		120.4	34.813	108.0	23.671	1:32.057	83.10	10.337	18:02:50.620	
2 -	25.273	122.6	33.435	107.3	23.343	1:22.051	93.23	0.331	18:04:12.671	

Weather / Track : Cloudy / Dry

Croft
Circuit Length = 2.1250 miles
Start: 18:01 Flag 18:21 End: 18:22

2013 Dunlop MSA Formula Ford Championship GB

ROUND 14 - SECTOR ANALYSIS

SECTOR 1 = FL to I1, SECTOR 2 = I1 to I2, SECTOR 3 = I2 to FL, DIFF = Difference To Personal Best Lap

3 -	25.052	122.9	33.338	110.5	23.330	110.5	1:21.720 (1)	93.61		18:05:34.391
4 -	25.149	122.2	33.049	110.9	23.586		1:21.784 (2)	93.54	0.064	18:06:56.175
5 -	25.056	123.3	33.517	111.2	23.680		1:22.253	93.00	0.533	18:08:18.428
6 -	25.213	122.2	33.579	108.2	23.423	110.7	1:22.215	93.04	0.495	18:09:40.643
7 -	25.092	123.3	33.455	106.5	23.593	110.2	1:22.140	93.13	0.420	18:11:02.783
8 -	24.913	124.0	33.791	108.7	23.749	111.3	1:22.453	92.78	0.733	18:12:25.236
9 -	25.286	123.1	33.585	110.1	23.196	110.7	1:22.067	93.21	0.347	18:13:47.303
10 -	25.084	122.2	33.436	109.4	23.320	110.5	1:21.840 (3)	93.47	0.120	18:15:09.143
11 -	25.064	123.8	33.480	106.6	23.474	110.7	1:22.018	93.27	0.298	18:16:31.161
12 -	25.030	124.7	33.662	108.9	24.044	110.0	1:22.736	92.46	1.016	18:17:53.897
13 -	25.112	126.1	38.711	94.7	23.801	111.3	1:27.624	87.30	5.904	18:19:21.521

P12 72		Wei Fung THONG				Falcon Motorsport - Mygale M13-SJ/Scholar				
LAP	SECTOR 1	SECTOR 2	SECTOR 3	LAP TIME	MPH	DIFF	TIME OF DAY			
1 -		122.2	34.181	112.0	23.528	112.9	1:29.501	85.47	8.145	18:02:48.064
2 -	25.345	123.8	33.363	112.0	23.578	113.6	1:22.286	92.96	0.930	18:04:10.350
3 -	25.622	124.2	33.965	111.8	23.041	112.5	1:22.628	92.58	1.272	18:05:32.978
4 -	25.100	123.5	33.099	113.1	23.347	112.5	1:21.546 (3)	93.81	0.190	18:06:54.524
5 -	25.496	124.0	33.226	110.9	22.969	112.9	1:21.691	93.64	0.335	18:08:16.215
6 -	26.066	123.1	33.696	109.4	23.104	113.1	1:22.866	92.31	1.510	18:09:39.081
7 -	25.339	125.2	33.139	110.9	23.104	112.7	1:21.582	93.77	0.226	18:11:00.663
8 -	25.290	121.7	33.176	109.4	23.026	112.7	1:21.492 (2)	93.87	0.136	18:12:22.155
9 -	25.161	122.2	33.078	110.5	23.117	112.5	1:21.356 (1)	94.03		18:13:43.511
10 -	25.254	122.4	33.286	111.2	23.646	112.5	1:22.186	93.08	0.830	18:15:05.697

Weather / Track : Cloudy / Dry

Results can be found at www.tsl-timing.com

Page 4 of 4

Croft
Circuit Length = 2.1250 miles
Start: 18:01 Flag 18:21 End: 18:22

Printed - 18:24 Saturday, 22 June 2013

2013 Dunlop MSA Formula Ford Championship GB

ROUND 14 - BEST SPEEDS

POS	SECTOR 1			SECTOR 2			FINISH LINE		
	NO	NAME	MPH	NO	NAME	MPH	NO	NAME	MPH
1	26	Juan ROSSO	126.6	26	Juan ROSSO	113.5	1	Dan CAMMISH	114.6
2	73	Sam MACLEOD	126.1	72	Wei Fung THONG	113.1	26	Juan ROSSO	114.4
3	25	Pablo MARANZANA	125.9	1	Dan CAMMISH	112.9	25	Pablo MARANZANA	113.6
4	72	Wei Fung THONG	125.9	6	Harrison SCOTT	112.7	72	Wei Fung THONG	113.6
5	1	Dan CAMMISH	125.6	25	Pablo MARANZANA	112.4	34	Camren KAMINSKY	113.4
6	2	Sam BRABHAM	124.9	34	Camren KAMINSKY	112.2	6	Harrison SCOTT	113.3
7	34	Camren KAMINSKY	124.7	74	James ABBOTT	112.2	9	Lassi HALMINEN	113.1
8	9	Lassi HALMINEN	123.5	2	Sam BRABHAM	111.8	74	James ABBOTT	112.7
9	74	James ABBOTT	123.5	27	Jayde KRUGER	111.6	2	Sam BRABHAM	112.5
10	6	Harrison SCOTT	123.3	9	Lassi HALMINEN	111.2	27	Jayde KRUGER	112.0
11	27	Jayde KRUGER	123.1	73	Sam MACLEOD	111.2	73	Sam MACLEOD	111.3
12									
13									

Weather / Track : Cloudy / Dry

Results can be found at www.tsl-timing.com

Croft
Circuit Length = 2.1250 miles
Start: 18:01 Flag 18:21 End: 18:22

Printed - 18:23 Saturday, 22 June 2013

2013 Dunlop MSA Formula Ford Championship GB

ROUND 14 - BEST SECTORS

SECTOR 1			SECTOR 2			SECTOR 3			IDEAL / BEST COMPARISON						
POS	NO	NAME	TIME	NO	NAME	TIME	NO	NAME	TIME	POS	NO	NAME	IDEAL	BEST	DIFF
1	1	CAMMISH	24.795	1	CAMMISH	32.677	27	KRUGER	22.703				PERFECT LAP	1:20.175	
2	25	MARANZANA	24.839	6	SCOTT	32.770	6	SCOTT	22.858	1	1	CAMMISH	1:20.333	1:20.519	0.186
3	73	MACLEOD	24.913	25	MARANZANA	32.943	1	CAMMISH	22.861	2	6	SCOTT	1:20.628	1:20.719	0.091
4	6	SCOTT	25.000	27	KRUGER	32.957	9	HALMINEN	22.906	3	25	MARANZANA	1:20.720	1:20.774	0.054
5	27	KRUGER	25.064	34	KAMINSKY	32.997	25	MARANZANA	22.938	4	27	KRUGER	1:20.724	1:20.845	0.121
6	9	HALMINEN	25.086	9	HALMINEN	33.031	72	THONG	22.969	5	9	HALMINEN	1:21.023	1:21.445	0.422
7	72	THONG	25.100	26	ROSSO	33.045	2	BRABHAM	23.105	6	72	THONG	1:21.147	1:21.356	0.209
8	26	ROSSO	25.156	73	MACLEOD	33.049	34	KAMINSKY	23.143	7	73	MACLEOD	1:21.158	1:21.720	0.562
9	2	BRABHAM	25.245	72	THONG	33.078	74	ABBOTT	23.147	8	26	ROSSO	1:21.419	1:21.565	0.146
10	34	KAMINSKY	25.295	74	ABBOTT	33.197	73	MACLEOD	23.196	9	34	KAMINSKY	1:21.435	1:21.713	0.278
11	74	ABBOTT	25.393	2	BRABHAM	33.341	26	ROSSO	23.218	10	2	BRABHAM	1:21.691	1:22.185	0.494
12										11	74	ABBOTT	1:21.737	1:21.830	0.093
13										12	71	SHIELD		1:23.072	

Weather / Track : Cloudy / Dry

Results can be found at www.tsl-timing.com

Croft
 Circuit Length = 2.1250 miles
 Start: 18:01 Flag 18:21 End: 18:22

Printed - 18:23 Saturday, 22 June 2013

2013 Dunlop MSA Formula Ford Championship GB

ROUND 14 - LAP CHART

LAP 1			LAP 2			LAP 3			LAP 4			LAP 5		
NO	BEHIND	LAP TIME	NO	BEHIND	LAP TIME	NO	BEHIND	LAP TIME	NO	BEHIND	LAP TIME	NO	BEHIND	LAP TIME
1		1:24.232	1		1:20.519	1		1:20.776	1		1:20.525	1		1:20.590
6	0.643	1:24.875	6	1.105	1:20.981	6	1.335	1:21.006	6	1.529	1:20.719	6	1.864	1:20.925
25	1.962	1:26.194	25	2.442	1:20.999	25	2.440	1:20.774	25	3.072	1:21.157	25	3.681	1:21.199
26	2.610	1:26.842	26	3.690	1:21.599	26	4.479	1:21.565	26	5.640	1:21.686	26	7.029	1:21.979
34	3.778	1:28.010	34	5.123	1:21.864	9	6.478	1:21.716	9	7.398	1:21.445	9	8.330	1:21.522
9	4.168	1:28.400	9	5.538	1:21.889	34	7.000	1:22.653	34	8.188	1:21.713	27	10.274	1:21.584
2	4.740	1:28.972	2	6.469	1:22.248	2	7.944	1:22.251	27	9.280	1:21.391	34	10.877	1:23.279
72	5.269	1:29.501	27	6.909	1:21.628	27	8.414	1:22.281	2	9.604	1:22.185	72	11.010	1:21.691
27	5.800	1:30.032	72	7.036	1:22.286	72	8.888	1:22.628	72	9.909	1:21.546	2	12.087	1:23.073
74	6.180	1:30.412	74	7.979	1:22.318	74	9.505	1:22.302	74	10.810	1:21.830	73	13.223	1:22.253
73	7.825	1:32.057	73	9.357	1:22.051	73	10.301	1:21.720	73	11.560	1:21.784	74	13.436	1:23.216
71	8.763	1:32.995	71	13.282	1:25.038	71	17.019	1:24.513	71	20.987	1:24.493	71	24.915	1:24.518

Weather / Track : Cloudy / Dry

Results can be found at www.tsl-timing.com

Page 1 of 3

Croft

Circuit Length = 2.1250 miles

Start: 18:01 Flag 18:21 End: 18:22

Printed - 18:23 Saturday, 22 June 2013

2013 Dunlop MSA Formula Ford Championship GB

ROUND 14 - LAP CHART

LAP 6			LAP 7			LAP 8			LAP 9			LAP 10		
NO	BEHIND	LAP TIME	NO	BEHIND	LAP TIME	NO	BEHIND	LAP TIME	NO	BEHIND	LAP TIME	NO	BEHIND	LAP TIME
1		1:20.753	1		1:20.971	1		1:20.964	1		1:21.243	1		1:21.142
6	2.308	1:21.197	6	2.813	1:21.476	6	3.230	1:21.381	6	3.127	1:21.140	6	3.169	1:21.184
25	4.047	1:21.119	25	4.289	1:21.213	25	4.480	1:21.155	25	4.527	1:21.290	25	4.694	1:21.309
26	8.382	1:22.106	26	10.532	1:23.121	26	11.844	1:22.276	26	12.912	1:22.311	26	14.366	1:22.596
9	9.047	1:21.470	9	11.234	1:23.158	27	12.493	1:22.012	27	13.148	1:21.898	27	14.586	1:22.580
27	10.366	1:20.845	27	11.445	1:22.050	9	12.711	1:22.441	9	13.890	1:22.422	9	15.211	1:22.463
34	12.804	1:22.680	72	13.734	1:21.582	72	14.262	1:21.492	72	14.375	1:21.356	72	15.419	1:22.186
72	13.123	1:22.866	34	14.556	1:22.723	34	16.059	1:22.467	34	17.130	1:22.314	34	18.257	1:22.269
2	13.738	1:22.404	2	14.979	1:22.212	2	16.763	1:22.748	73	18.167	1:22.067	73	18.865	1:21.840
73	14.685	1:22.215	73	15.854	1:22.140	73	17.343	1:22.453	2	18.916	1:23.396	2	20.473	1:22.699
74	15.113	1:22.430	74	16.645	1:22.503	74	18.046	1:22.365	74	19.667	1:22.864	74	21.141	1:22.616
71	28.141	1:23.979	71	30.938	1:23.768	71	35.628	1:25.654	71	38.251	1:23.866	71	40.181	1:23.072

Weather / Track : Cloudy / Dry

Results can be found at www.tsl-timing.com

Page 2 of 3

Croft
Circuit Length = 2.1250 miles
Start: 18:01 Flag 18:21 End: 18:22

Printed - 18:23 Saturday, 22 June 2013

2013 Dunlop MSA Formula Ford Championship GB

ROUND 14 - LAP CHART

LAP 11			LAP 12			LAP 13			LAP 14			LAP 15		
NO	BEHIND	LAP TIME	NO	BEHIND	LAP TIME	NO	BEHIND	LAP TIME	NO	BEHIND	LAP TIME	NO	BEHIND	LAP TIME
1		1:21.429	1		1:21.143	1		1:21.327	1		1:21.469	1		1:22.776
6	3.259	1:21.519	6	3.350	1:21.234	6	3.561	1:21.538	6	3.774	1:21.682	6	3.410	1:22.412
25	4.834	1:21.569	25	5.386	1:21.695	25	5.689	1:21.630	25	5.798	1:21.578	25	4.927	1:21.905
27	16.200	1:23.043	27	16.190	1:21.133	27	16.414	1:21.551	27	16.683	1:21.738	27	15.912	1:22.005
9	16.498	1:22.716	9	17.504	1:22.149	9	18.352	1:22.175	9	19.245	1:22.362	9	19.645	1:23.176
26	18.143	1:25.206	26	19.735	1:22.735	26	21.046	1:22.638	26	22.496	1:22.919	26	24.657	1:24.937
34	18.848	1:22.020	34	20.657	1:22.952	2	25.056	1:22.798	2	26.323	1:22.736	2	26.204	1:22.657
73	19.454	1:22.018	73	21.047	1:22.736	74	26.720	1:23.788	74	28.141	1:22.890	74	27.981	1:22.616
2	21.788	1:22.744	2	23.585	1:22.940	73	27.344	1:27.624	34	39.674	1:26.040	34	42.841	1:25.943
74	22.562	1:22.850	74	24.259	1:22.840	34	35.103	1:35.773	71	56.222	1:24.695	71	58.015	1:24.569
71	47.652	1:28.900	71	50.341	1:23.832	71	52.996	1:23.982						

Weather / Track : Cloudy / Dry

2013 Dunlop MSA Formula Ford Championship GB

ROUND 14 - POSITION CHART

No	Name	Lap															
		Pos	1	2	3	4	5	6	7	8	9	10	11	12	13	14	15
1	CAMMISH	1	1	1	1	1	1	1	1	1	1	1	1	1	1	1	1
6	SCOTT	2	6	6	6	6	6	6	6	6	6	6	6	6	6	6	6
25	MARANZANA	3	25	25	25	25	25	25	25	25	25	25	25	25	25	25	25
73	MACLEOD	4	26	26	26	26	26	26	26	26	26	26	27	27	27	27	27
26	ROSSO	5	34	34	9	9	9	9	9	9	27	27	27	9	9	9	9
5	RICHARDSON	6	9	9	34	34	27	27	27	9	9	9	26	26	26	26	26
9	HALMINEN	7	2	2	2	27	34	34	72	72	72	72	34	34	2	2	2
34	KAMINSKY	8	72	27	27	2	72	72	34	34	34	34	73	73	74	74	74
74	ABBOTT	9	27	72	72	72	2	2	2	2	73	73	2	2	73	34	34
2	BRABHAM	10	74	74	74	74	73	73	73	73	2	2	74	74	34	71	71
72	THONG	11	73	73	73	73	74	74	74	74	74	74	71	71	71		
71	SHIELD	12	71	71	71	71	71	71	71	71	71	71					
27	KRUGER	13															

Weather / Track : Cloudy / Dry

Results can be found at www.tsl-timing.com

Croft
 Circuit Length = 2.1250 miles
 Start: 18:01 Flag 18:21 End: 18:22

Printed - 18:23 Saturday, 22 June 2013



2013 Dunlop MSA Formula Ford Championship GB

ROUND 15 - CLASSIFICATION

POS	NO	CL	PIC NAME	NAT	ENTRY	LAPS	TIME	GAP	DIFF	MPH	BEST	ON
1	1		1 Dan CMMISH	GBR	JTR - M13 SJ/Mountune	15	20:28.586			93.40	1:20.948	2
2	6	S	1 Harrison SCOTT	GBR	Falcon Motorsport - M13 SJ/Scholar	15	20:35.352	6.766	6.766	92.88	1:21.008	4
3	25	S	2 Pablo MARANZANA	ARG	Jamun Racing - M12 SJ/Scholar	15	20:39.464	10.878	4.112	92.58	1:21.841	4
4	73		2 Sam MACLEOD	GBR	Jamun Racing - Mygale M12-SJ/Scholar	15	20:40.573	11.987	1.109	92.49	1:21.522	4
5	26		3 Juan ROSSO	ARG	Jamun Racing - M12 SJ/Scholar	15	20:44.375	15.789	3.802	92.21	1:21.846	5
6	27		4 Jayde KRUGER	RSA	Jamun Racing - Mygale M12-SJ	15	20:45.813	17.227	1.438	92.10	1:21.336	6
7	5	S	3 Andy RICHARDSON	GBR	Richardson Racing - M12 SJ/Scholar	15	20:47.682	19.096	1.869	91.97	1:22.358	5
8	72		5 Wei Fung THONG	HKG	Falcon Motorsport - Mygale M13-SJ/Scholar	15	20:48.821	20.235	1.139	91.88	1:21.287	4
9	34		6 Camren KAMINSKY	USA	JTR - M13 SJ/Mountune	15	20:51.511	22.925	2.690	91.69	1:22.368	6
10	2	* S	4 Sam BRABHAM	GBR	JTR - M13 SJ/Mountune	15	21:00.255	31.669	8.744	91.05	1:22.864	10
11	74		7 James ABBOTT	GBR	Mygale M13-SJ/Scholar -	15	21:00.287	31.701	0.032	91.05	1:23.001	8

NOT CLASSIFIED

DNF	9		Lassi HALMINEN	FIN	Falcon Motorsport - M12 SJ/Scholar	12	16:58.624	3 Laps	3 Laps	90.12	1:21.767	4
DNF	71		Rob SHIELD	GBR	SWB Motorsport - Sinter LA12/Scholar	0						

FASTEST LAP

	1		Dan CMMISH	GBR	JTR - M13 SJ/Mountune	2	1:20.948			94.50 mph	152.09 kph	
	6	S	Harrison SCOTT	GBR	Falcon Motorsport - M13 SJ/Scholar	4	1:21.008			94.43 mph	151.98 kph	

* Car 2 - 5 second penalty - track limits

Weather / Track : Cloudy / Dry

These results are provisional until the conclusion of any judicial and technical matters.

Croft

Circuit Length = 2.1250 miles

Start: 15:22 Flag 15:43 End: 15:44

Clerk Of Course :

Timekeeper :

Results can be found at www.tsl-timing.com

Printed - 15:46 Sunday, 23 June 2013



RACINGLINE

2013 Dunlop MSA Formula Ford Championship GB

ROUND 15 - SECTOR ANALYSIS

SECTOR 1 = FL to I1, SECTOR 2 = I1 to I2, SECTOR 3 = I2 to FL, DIFF = Difference To Personal Best Lap

P1		1		Dan CAMMISH		JTR - M13 SJ/Mountune					
LAP		SECTOR 1		SECTOR 2		SECTOR 3		LAP TIME	MPH	DIFF	TIME OF DAY
1 -		127.3		33.144	113.1	23.059	113.3	1:24.823	90.18	3.875	15:24:19.522
2 -	24.915	128.3		32.906	113.1	23.127	112.7	1:20.948 (1)	94.50		15:25:40.470
3 -	24.880	128.3		32.993	113.5	23.253	112.5	1:21.126 (3)	94.29	0.178	15:27:01.596
4 -	24.886	128.8		32.938	113.3	23.201	112.5	1:21.025 (2)	94.41	0.077	15:28:22.621
5 -	25.029	128.0		33.133	112.5	23.348	112.0	1:21.510	93.85	0.562	15:29:44.131
6 -	24.946	128.3		33.174	112.9	23.416	112.9	1:21.536	93.82	0.588	15:31:05.667
7 -	24.905	126.6		33.067	113.7	23.297	112.0	1:21.269	94.13	0.321	15:32:26.936
8 -	25.009	127.8		33.222	112.9	23.277	112.2	1:21.508	93.85	0.560	15:33:48.444
9 -	25.019	128.3		33.181	113.9	23.525	111.8	1:21.725	93.60	0.777	15:35:10.169
10 -	25.077	128.8		33.384	112.7	23.336	111.8	1:21.797	93.52	0.849	15:36:31.966
11 -	25.247	128.3		33.391	112.4	23.565	112.9	1:22.203	93.06	1.255	15:37:54.169
12 -	25.269	127.5		33.296	113.1	23.397	112.7	1:21.962	93.33	1.014	15:39:16.131
13 -	25.227	127.0		33.360	112.9	23.480	112.7	1:22.067	93.21	1.119	15:40:38.198
14 -	25.321	128.0		33.711	113.1	23.391	112.3	1:22.423	92.81	1.475	15:42:00.621
15 -	25.457	128.3		33.607	113.1	23.600	111.6	1:22.664	92.54	1.716	15:43:23.285

P2		6 S		Harrison SCOTT		Falcon Motorsport - M13 SJ/Scholar					
LAP		SECTOR 1		SECTOR 2		SECTOR 3		LAP TIME	MPH	DIFF	TIME OF DAY
1 -		123.5		33.406	112.4	23.264	112.9	1:26.995	87.93	5.987	15:24:21.694
2 -	25.742	126.6		33.346	113.1	23.008	111.6	1:22.096	93.18	1.088	15:25:43.790
3 -	24.974	126.8		32.951	112.5	23.203	111.3	1:21.128 (2)	94.29	0.120	15:27:04.918
4 -	24.932	127.5		33.054	113.5	23.022	111.8	1:21.008 (1)	94.43		15:28:25.926
5 -	24.964	126.8		33.069	112.5	23.270	111.6	1:21.303 (3)	94.09	0.295	15:29:47.229
6 -	24.966	125.9		33.205	113.1	23.194	110.5	1:21.365	94.02	0.357	15:31:08.594
7 -	25.110	124.5		33.140	113.5	23.381	110.9	1:21.631	93.71	0.623	15:32:30.225
8 -	25.157	124.9		33.292	112.2	23.418	111.4	1:21.867	93.44	0.859	15:33:52.092
9 -	25.122	126.3		33.404	112.7	23.537	105.8	1:22.063	93.22	1.055	15:35:14.155
10 -	25.338	126.3		33.457	112.2	23.492	110.4	1:22.287	92.96	1.279	15:36:36.442
11 -	25.198	125.6		33.580	112.0	23.552	110.4	1:22.330	92.91	1.322	15:37:58.772
12 -	25.215	124.7		33.496	112.2	23.606	110.5	1:22.317	92.93	1.309	15:39:21.089
13 -	25.237	125.6		33.496	111.8	23.425	111.3	1:22.158	93.11	1.150	15:40:43.247
14 -	25.463	124.0		33.868	110.5	23.666	108.6	1:22.997	92.17	1.989	15:42:06.244
15 -	25.839	124.0		33.908	110.0	24.060	85.5	1:23.807	91.28	2.799	15:43:30.051

P3		25 S		Pablo MARANZANA		Jamun Racing - M12 SJ/Scholar					
LAP		SECTOR 1		SECTOR 2		SECTOR 3		LAP TIME	MPH	DIFF	TIME OF DAY
1 -		125.4		33.457	112.7	23.672		1:26.832	88.10	4.991	15:24:21.531
2 -	26.197	129.0		33.554	112.4	23.354	111.6	1:23.105	92.05	1.264	15:25:44.636
3 -	25.123	128.8		33.477	113.1	23.392	111.6	1:21.992 (2)	93.30	0.151	15:27:06.628
4 -	25.129	129.0		33.385	112.7	23.327		1:21.841 (1)	93.47		15:28:28.469
5 -	25.198	127.8		33.272	112.4	23.577		1:22.047 (3)	93.24	0.206	15:29:50.516
6 -	25.086	128.5		33.420	113.3	23.642	110.7	1:22.148	93.12	0.307	15:31:12.664
7 -	25.105	128.3		33.588	112.5	23.564		1:22.257	93.00	0.416	15:32:34.921
8 -	25.121	127.5		33.568	111.2	23.488		1:22.177	93.09	0.336	15:33:57.098
9 -	25.113	129.0		33.464	113.3	23.848		1:22.425	92.81	0.584	15:35:19.523
10 -	25.504	128.0		33.486	112.5	23.452		1:22.442	92.79	0.601	15:36:41.965
11 -	25.211	128.8		33.592	111.2	23.856	111.3	1:22.659	92.55	0.818	15:38:04.624
12 -	25.102	128.5		33.630	112.0	23.545	111.6	1:22.277	92.97	0.436	15:39:26.901
13 -	25.163	127.5		33.564	112.7	23.623		1:22.350	92.89	0.509	15:40:49.251
14 -	25.268	129.0		33.674	112.4	23.644	111.8	1:22.586	92.63	0.745	15:42:11.837
15 -	25.215	128.8		33.558	112.4	23.553	111.1	1:22.326	92.92	0.485	15:43:34.163

P4		73		Sam MACLEOD		Jamun Racing - Mygale M12-SJ/Scholar					
LAP		SECTOR 1		SECTOR 2		SECTOR 3		LAP TIME	MPH	DIFF	TIME OF DAY
1 -		126.3		33.862	111.8	23.379	110.9	1:28.043	86.89	6.521	15:24:22.742
2 -	25.597	128.0		33.711	107.7	23.786		1:23.094	92.06	1.572	15:25:45.836
3 -	24.726	127.8		33.358	112.0	23.499		1:21.583 (2)	93.77	0.061	15:27:07.419
4 -	24.789	128.3		33.222	111.4	23.511	109.5	1:21.522 (1)	93.84		15:28:28.941
5 -	25.052	126.6		33.210	111.2	23.806	108.8	1:22.068	93.21	0.546	15:29:51.009

Croft

Circuit Length = 2.1250 miles

Start: 15:22 Flag 15:43 End: 15:44

Weather / Track : Cloudy / Dry

2013 Dunlop MSA Formula Ford Championship GB

ROUND 15 - SECTOR ANALYSIS

SECTOR 1 = FL to I1, SECTOR 2 = I1 to I2, SECTOR 3 = I2 to FL, DIFF = Difference To Personal Best Lap

6 -	25.004	126.6	33.405	110.1	25.006	109.5	1:23.415	91.71	1.893	15:31:14.424
7 -	24.960	126.8	34.058	88.5	23.647	107.8	1:22.665	92.54	1.143	15:32:37.089
8 -	25.270	125.4	33.550	111.6	23.384	109.5	1:22.204	93.06	0.682	15:33:59.293
9 -	25.144	126.3	33.331	110.1	23.440		1:21.915 (3)	93.39	0.393	15:35:21.208
10 -	25.108	127.3	33.595	109.8	23.437		1:22.140	93.13	0.618	15:36:43.348
11 -	25.173	125.9	33.555	109.4	23.612	110.0	1:22.340	92.90	0.818	15:38:05.688
12 -	25.239	125.9	33.574	110.3	23.418		1:22.231	93.03	0.709	15:39:27.919
13 -	25.162	126.3	33.651	104.0	23.675		1:22.488	92.74	0.966	15:40:50.407
14 -	25.363	126.3	33.573	111.1	23.431		1:22.367	92.87	0.845	15:42:12.774
15 -	25.237	126.3	33.585	110.0	23.676	110.2	1:22.498	92.73	0.976	15:43:35.272

P5		26		Juan ROSSO		Jamun Racing - M12 SJ/Scholar				
LAP	SECTOR 1		SECTOR 2		SECTOR 3		LAP TIME	MPH	DIFF	TIME OF DAY
1 -		128.8	34.510	113.1	23.719		1:30.377	84.64	8.531	15:24:25.076
2 -	25.300	131.0	33.824	112.7	23.291		1:22.415	92.82	0.569	15:25:47.491
3 -	25.311	129.0	33.217	113.7	23.356	113.8	1:21.884 (2)	93.42	0.038	15:27:09.375
4 -	25.172	130.8	33.616	112.2	23.595	112.7	1:22.383	92.86	0.537	15:28:31.758
5 -	25.269	129.5	33.162	112.7	23.415	113.4	1:21.846 (1)	93.46		15:29:53.604
6 -	25.319	129.8	33.448	112.5	23.638	114.0	1:22.405	92.83	0.559	15:31:16.009
7 -	25.949	128.8	33.516	113.3	23.359		1:22.824	92.36	0.978	15:32:38.833
8 -	25.252	129.3	33.223	112.4	23.655	112.0	1:22.130	93.14	0.284	15:34:00.963
9 -	25.338	129.3	33.290	112.4	23.468		1:22.096 (3)	93.18	0.250	15:35:23.059
10 -	25.261	130.3	33.561	109.6	23.904	112.3	1:22.726	92.47	0.880	15:36:45.785
11 -	25.308	129.3	33.517	112.0	23.553	113.1	1:22.378	92.86	0.532	15:38:08.163
12 -	25.674	128.8	33.793	110.9	23.515	113.3	1:22.982	92.18	1.136	15:39:31.145
13 -	25.418	129.5	33.454	112.2	23.556	113.1	1:22.428	92.80	0.582	15:40:53.573
14 -	25.404	129.3	33.563	113.5	23.598	113.1	1:22.565	92.65	0.719	15:42:16.138
15 -	25.399	129.8	33.783	111.8	23.754	112.7	1:22.936	92.24	1.090	15:43:39.074

P6		27		Jayde KRUGER		Jamun Racing - Mygale M12-SJ				
LAP	SECTOR 1		SECTOR 2		SECTOR 3		LAP TIME	MPH	DIFF	TIME OF DAY
1 -		123.1	34.452	110.0	23.286	109.3	1:31.324	83.76	9.988	15:24:26.023
2 -	25.298	126.1	34.429	109.8	24.091	108.6	1:23.818	91.27	2.482	15:25:49.841
3 -	25.470	125.9	33.690	111.6	23.426	109.5	1:22.586	92.63	1.250	15:27:12.427
4 -	25.621	128.0	34.271	107.8	23.185	108.3	1:23.077	92.08	1.741	15:28:35.504
5 -	25.598	125.9	33.352	110.1	23.016	109.8	1:21.966	93.33	0.630	15:29:57.470
6 -	25.162	126.1	33.194	112.2	22.980	110.2	1:21.336 (1)	94.05		15:31:18.806
7 -	25.222	126.1	33.488	110.9	23.628	110.0	1:22.338	92.91	1.002	15:32:41.144
8 -	25.437	126.3	33.967	111.2	23.927	109.7	1:23.331	91.80	1.995	15:34:04.475
9 -	25.316	127.3	34.243	110.3	23.328		1:22.887	92.29	1.551	15:35:27.362
10 -	25.180	128.3	33.302	112.0	23.661		1:22.143	93.13	0.807	15:36:49.505
11 -	25.801	125.2	33.368	111.4	23.705		1:22.874	92.30	1.538	15:38:12.379
12 -	25.561	126.3	33.868	111.6	23.116	109.3	1:22.545	92.67	1.209	15:39:34.924
13 -	25.103	126.6	33.311	111.4	23.229	109.8	1:21.643 (3)	93.70	0.307	15:40:56.567
14 -	25.228	126.6	33.612	112.4	23.507	110.0	1:22.347	92.90	1.011	15:42:18.914
15 -	25.230	126.6	33.197	111.6	23.171	110.2	1:21.598 (2)	93.75	0.262	15:43:40.512

P7		5 S		Andy RICHARDSON		Richardson Racing - M12 SJ/Scholar				
LAP	SECTOR 1		SECTOR 2		SECTOR 3		LAP TIME	MPH	DIFF	TIME OF DAY
1 -		125.4	33.563	110.1	23.272		1:27.491	87.43	5.133	15:24:22.190
2 -	25.963	126.8	33.531	110.9	23.380		1:22.874	92.30	0.516	15:25:45.064
3 -	25.131	127.3	33.552	110.1	24.659		1:23.342	91.79	0.984	15:27:08.406
4 -	25.361	127.3	33.503	109.2	23.622		1:22.486 (3)	92.74	0.128	15:28:30.892
5 -	25.281	126.6	33.394	109.8	23.683		1:22.358 (1)	92.88		15:29:53.250
6 -	25.323	125.6	33.565	110.0	23.647		1:22.535	92.68	0.177	15:31:15.785
7 -	26.657	124.9	33.664	110.1	23.598		1:23.919	91.16	1.561	15:32:39.704
8 -	25.323	125.4	33.603	110.1	23.693		1:22.619	92.59	0.261	15:34:02.323
9 -	25.186	125.6	33.638	110.3	23.637		1:22.461 (2)	92.77	0.103	15:35:24.784
10 -	25.285	126.3	33.707	109.4	23.608	108.5	1:22.600	92.61	0.242	15:36:47.384
11 -	25.350	125.2	33.836	109.1	23.650		1:22.836	92.35	0.478	15:38:10.220
12 -	25.377	124.7	33.978	109.1	23.600		1:22.955	92.21	0.597	15:39:33.175
13 -	25.344	124.9	33.845	109.4	23.769	109.0	1:22.958	92.21	0.600	15:40:56.133

Croft

Circuit Length = 2.1250 miles

Start: 15:22 Flag 15:43 End: 15:44

Weather / Track : Cloudy / Dry

2013 Dunlop MSA Formula Ford Championship GB

ROUND 15 - SECTOR ANALYSIS

SECTOR 1 = FL to I1, SECTOR 2 = I1 to I2, SECTOR 3 = I2 to FL, DIFF = Difference To Personal Best Lap

14 -	25.371	124.9	33.684	110.1	23.955	1:23.010	92.15	0.652	15:42:19.143
15 -	25.535	125.2	33.885	109.6	23.818	1:23.238	91.90	0.880	15:43:42.381

P8 72		Wei Fung THONG			Falcon Motorsport - Mygale M13-SJ/Scholar					
LAP	SECTOR 1	SECTOR 2	SECTOR 3	LAP TIME	MPH	DIFF	TIME OF DAY			
1 -		126.1	34.105	113.3	23.763	112.0	1:30.745	84.30	9.458	15:24:25.444
2 -	25.372	126.8	34.761	106.0	23.570	110.7	1:23.703	91.39	2.416	15:25:49.147
3 -	25.368	126.8	33.164	113.5	23.054	111.4	1:21.586 (2)	93.76	0.299	15:27:10.733
4 -	24.932	127.5	33.099	112.0	23.256	111.8	1:21.287 (1)	94.11		15:28:32.020
5 -	25.482	129.0	33.935	109.1	25.147	112.0	1:24.564	90.46	3.277	15:29:56.584
6 -	25.170	125.6	33.145	111.8	23.438	111.4	1:21.753 (3)	93.57	0.466	15:31:18.337
7 -	25.308	123.5	33.391	110.3	23.742	111.3	1:22.441	92.79	1.154	15:32:40.778
8 -	25.408	126.3	34.187	110.1	23.802	111.4	1:23.397	91.73	2.110	15:34:04.175
9 -	25.256	125.2	33.953	110.5	23.411	110.4	1:22.620	92.59	1.333	15:35:26.795
10 -	25.391	125.9	33.485	108.2	23.512	110.5	1:22.388	92.85	1.101	15:36:49.183
11 -	25.763	123.8	33.407	110.5	24.066	108.8	1:23.236	91.90	1.949	15:38:12.419
12 -	25.923	126.3	34.038	108.2	23.625	111.6	1:23.586	91.52	2.299	15:39:36.005
13 -	25.289	124.9	33.557	111.2	23.376	110.7	1:22.222	93.04	0.935	15:40:58.227
14 -	25.287	125.2	33.559	110.0	23.607	111.6	1:22.453	92.78	1.166	15:42:20.680
15 -	25.358	125.2	33.841	107.2	23.641	111.3	1:22.840	92.34	1.553	15:43:43.520

P9 34		Camren KAMINSKY			JTR - M13 SJ/Mountune					
LAP	SECTOR 1	SECTOR 2	SECTOR 3	LAP TIME	MPH	DIFF	TIME OF DAY			
1 -		126.8	34.080	112.9	23.558		1:29.140	85.82	6.772	15:24:23.839
2 -	25.318	128.0	33.415	112.5	23.870		1:22.603	92.61	0.235	15:25:46.442
3 -	25.190	128.0	33.455	113.1	23.804		1:22.449 (2)	92.78	0.081	15:27:08.891
4 -	25.109	129.3	33.795	111.4	23.874		1:22.778	92.41	0.410	15:28:31.669
5 -	25.701	127.5	34.160	111.2	24.154	111.1	1:24.015	91.05	1.647	15:29:55.684
6 -	25.260	126.3	33.416	111.8	23.692	110.2	1:22.368 (1)	92.87		15:31:18.052
7 -	25.153	126.6	33.528	111.4	23.841	109.8	1:22.522 (3)	92.70	0.154	15:32:40.574
8 -	25.421	124.9	34.117	110.9	23.781	110.0	1:23.319	91.81	0.951	15:34:03.893
9 -	25.458	125.9	35.013	111.2	23.857	110.2	1:24.328	90.71	1.960	15:35:28.221
10 -	25.273	128.5	33.425	111.4	23.866		1:22.564	92.65	0.196	15:36:50.785
11 -	25.466	126.3	33.750	111.4	23.917	110.0	1:23.133	92.02	0.765	15:38:13.918
12 -	25.529	125.6	33.799	111.4	23.911	110.5	1:23.239	91.90	0.871	15:39:37.157
13 -	25.382	126.1	33.712	112.0	23.863	109.8	1:22.957	92.21	0.589	15:41:00.114
14 -	25.547	126.6	33.527	112.2	23.770	110.9	1:22.844	92.34	0.476	15:42:22.958
15 -	25.673	126.1	33.753	111.4	23.826	110.2	1:23.252	91.89	0.884	15:43:46.210

P10 2 S		Sam BRABHAM			JTR - M13 SJ/Mountune					
LAP	SECTOR 1	SECTOR 2	SECTOR 3	LAP TIME	MPH	DIFF	TIME OF DAY			
1 -		126.8	34.910	111.2	23.578		1:32.116	83.04	9.252	15:24:26.815
2 -	25.198	127.3	34.017	111.4	24.133		1:23.348	91.78	0.484	15:25:50.163
3 -	25.494	127.3	34.013	112.2	23.449	111.6	1:22.956 (3)	92.21	0.092	15:27:13.119
4 -	25.388	128.0	34.004	111.6	23.581		1:22.973	92.19	0.109	15:28:36.092
5 -	25.717	128.0	34.225	112.7	23.482		1:23.424	91.70	0.560	15:29:59.516
6 -	25.841	126.8	33.923	112.2	23.432		1:23.196	91.95	0.332	15:31:22.712
7 -	25.508	126.1	33.879	111.4	23.708		1:23.095	92.06	0.231	15:32:45.807
8 -	25.468	125.9	34.022	111.4	23.528		1:23.018	92.14	0.154	15:34:08.825
9 -	25.616	126.6	33.869	110.7	23.487	109.8	1:22.972	92.20	0.108	15:35:31.797
10 -	25.303	126.3	33.955	110.3	23.606	110.5	1:22.864 (1)	92.32		15:36:54.661
11 -	25.514	125.4	34.095	110.5	23.456	110.0	1:23.065	92.09	0.201	15:38:17.726
12 -	25.488	124.9	33.918	111.2	23.764		1:23.170	91.98	0.306	15:39:40.896
13 -	25.418	125.6	33.879	110.5	23.657	110.0	1:22.954 (2)	92.22	0.090	15:41:03.850
14 -	25.307	125.9	34.041	109.8	23.699	110.4	1:23.047	92.11	0.183	15:42:26.897
15 -	25.468	126.1	33.829	110.5	23.760	110.2	1:23.057	92.10	0.193	15:43:49.954

P11 74		James ABBOTT			Mygale M13-SJ/Scholar -					
LAP	SECTOR 1	SECTOR 2	SECTOR 3	LAP TIME	MPH	DIFF	TIME OF DAY			
1 -		124.0	34.728	109.1	23.432	110.9	1:29.984	85.01	6.983	15:24:24.683
2 -	25.339	125.9	35.248	108.7	23.594		1:24.181	90.87	1.180	15:25:48.864

Weather / Track : Cloudy / Dry

Croft
Circuit Length = 2.1250 miles
Start: 15:22 Flag 15:43 End: 15:44

2013 Dunlop MSA Formula Ford Championship GB

ROUND 15 - SECTOR ANALYSIS

SECTOR 1 = FL to I1, SECTOR 2 = I1 to I2, SECTOR 3 = I2 to FL, DIFF = Difference To Personal Best Lap

3 -	25.340	127.8	34.586	112.0	23.578	110.2	1:23.504	91.61	0.503	15:27:12.368
4 -	25.587	127.3	34.031	109.1	23.457		1:23.075 (3)	92.08	0.074	15:28:35.443
5 -	26.214	125.4	34.061	111.6	23.598	109.8	1:23.873	91.21	0.872	15:29:59.316
6 -	25.713	125.6	33.765	112.5	23.613		1:23.091	92.06	0.090	15:31:22.407
7 -	25.463	124.9	33.810	111.1	23.780		1:23.053 (2)	92.11	0.052	15:32:45.460
8 -	25.376	125.4	33.985	111.8	23.640		1:23.001 (1)	92.16		15:34:08.461
9 -	25.652	125.9	34.610	111.4	23.931	110.9	1:24.193	90.86	1.192	15:35:32.654
10 -	25.463	126.3	34.010	110.9	23.756		1:23.229	91.91	0.228	15:36:55.883
11 -	25.591	126.6	34.173	109.8	23.782	110.7	1:23.546	91.56	0.545	15:38:19.429
12 -	25.658	124.9	35.137	111.1	23.879	111.3	1:24.674	90.34	1.673	15:39:44.103
13 -	25.560	124.9	34.183	108.9	23.814	110.5	1:23.557	91.55	0.556	15:41:07.660
14 -	25.375	127.0	34.047	110.1	23.959	110.5	1:23.381	91.74	0.380	15:42:31.041
15 -	25.592	126.8	34.298	110.0	24.055	110.9	1:23.945	91.13	0.944	15:43:54.986

P12		9		Lassi HALMINEN		Falcon Motorsport - M12 SJ/Scholar				
LAP	SECTOR 1		SECTOR 2		SECTOR 3		LAP TIME	MPH	DIFF	TIME OF DAY
1 -		124.2	34.087	111.6	23.457	110.5	1:28.789	86.16	7.022	15:24:23.488
2 -	25.297	126.3	33.376	112.4	23.918	110.4	1:22.591	92.62	0.824	15:25:46.079
3 -	25.228	125.4	33.380	112.0	23.311	110.7	1:21.919	93.38	0.152	15:27:07.998
4 -	25.049	127.0	33.194	111.8	23.524	110.0	1:21.767 (1)	93.55		15:28:29.765
5 -	25.100	125.9	33.271	111.6	23.519	110.4	1:21.890 (3)	93.41	0.123	15:29:51.655
6 -	25.220	124.5	33.478	111.6	23.216	109.8	1:21.914	93.39	0.147	15:31:13.569
7 -	25.214	124.5	33.384	112.2	23.238	109.5	1:21.836 (2)	93.48	0.069	15:32:35.405
8 -	25.238	123.8	33.272	111.2	23.604	109.5	1:22.114	93.16	0.347	15:33:57.519
9 -	25.273	124.9	33.483	110.7	23.452	109.0	1:22.208	93.05	0.441	15:35:19.727
10 -	25.678	124.7	33.652	110.9	23.547	108.8	1:22.877	92.30	1.110	15:36:42.604
11 -	25.345	124.0	33.684	110.0	24.632	106.5	1:23.661	91.44	1.894	15:38:06.265
12 -	28.393	65.4	51.558	72.9	IN PIT		1:47.058 P	71.45	25.291	15:39:53.323

2013 Dunlop MSA Formula Ford Championship GB

ROUND 15 - BEST SPEEDS

POS	SECTOR 1			SECTOR 2			FINISH LINE		
	NO	NAME	MPH	NO	NAME	MPH	NO	NAME	MPH
1	26	Juan ROSSO	131.0	1	Dan CAMMISH	113.9	26	Juan ROSSO	114.0
2	34	Camren KAMINSKY	129.3	26	Juan ROSSO	113.7	1	Dan CAMMISH	113.3
3	25	Pablo MARANZANA	129.0	6	Harrison SCOTT	113.5	6	Harrison SCOTT	112.9
4	72	Wei Fung THONG	129.0	72	Wei Fung THONG	113.5	72	Wei Fung THONG	112.0
5	1	Dan CAMMISH	128.8	25	Pablo MARANZANA	113.3	25	Pablo MARANZANA	111.8
6	27	Jayde KRUGER	128.3	34	Camren KAMINSKY	113.1	2	Sam BRABHAM	111.6
7	73	Sam MACLEOD	128.3	2	Sam BRABHAM	112.7	74	James ABBOTT	111.3
8	2	Sam BRABHAM	128.0	74	James ABBOTT	112.5	34	Camren KAMINSKY	111.1
9	74	James ABBOTT	127.8	9	Lassi HALMINEN	112.4	73	Sam MACLEOD	110.9
10	6	Harrison SCOTT	127.5	27	Jayde KRUGER	112.4	9	Lassi HALMINEN	110.7
11	5	Andy RICHARDSON	127.3	73	Sam MACLEOD	112.0	27	Jayde KRUGER	110.2
12	9	Lassi HALMINEN	127.0	5	Andy RICHARDSON	110.9	5	Andy RICHARDSON	109.0
13	71	Rob SHIELD	123.5	71	Rob SHIELD	110.5			

Weather / Track : Cloudy / Dry

Results can be found at www.tsl-timing.com

Croft

Circuit Length = 2.1250 miles

Start: 15:22 Flag 15:43 End: 15:44

Printed - 15:45 Sunday, 23 June 2013

2013 Dunlop MSA Formula Ford Championship GB

ROUND 15 - BEST SECTORS

SECTOR 1			SECTOR 2			SECTOR 3			IDEAL / BEST COMPARISON						
POS	NO	NAME	TIME	NO	NAME	TIME	NO	NAME	TIME	POS	NO	NAME	IDEAL	BEST	DIFF
1	73	MACLEOD	24.726	1	CAMMISH	32.906	27	KRUGER	22.980				PERFECT LAP	1:20.612	
2	1	CAMMISH	24.880	6	SCOTT	32.951	6	SCOTT	23.008	1	1	CAMMISH	1:20.845	1:20.948	0.103
3	6	SCOTT	24.932	72	THONG	33.099	72	THONG	23.054	2	6	SCOTT	1:20.891	1:21.008	0.117
4	72	THONG	24.932	26	ROSSO	33.162	1	CAMMISH	23.059	3	72	THONG	1:21.085	1:21.287	0.202
5	9	HALMINEN	25.049	9	HALMINEN	33.194	9	HALMINEN	23.216	4	27	KRUGER	1:21.277	1:21.336	0.059
6	25	MARANZANA	25.086	27	KRUGER	33.194	5	RICHARDSON	23.272	5	73	MACLEOD	1:21.315	1:21.522	0.207
7	27	KRUGER	25.103	73	MACLEOD	33.210	26	ROSSO	23.291	6	9	HALMINEN	1:21.459	1:21.767	0.308
8	34	KAMINSKY	25.109	25	MARANZANA	33.272	25	MARANZANA	23.327	7	26	ROSSO	1:21.625	1:21.846	0.221
9	5	RICHARDSON	25.131	5	RICHARDSON	33.394	73	MACLEOD	23.379	8	25	MARANZANA	1:21.685	1:21.841	0.156
10	26	ROSSO	25.172	34	KAMINSKY	33.415	2	BRABHAM	23.432	9	5	RICHARDSON	1:21.797	1:22.358	0.561
11	2	BRABHAM	25.198	74	ABBOTT	33.765	74	ABBOTT	23.432	10	34	KAMINSKY	1:22.082	1:22.368	0.286
12	74	ABBOTT	25.339	2	BRABHAM	33.829	34	KAMINSKY	23.558	11	2	BRABHAM	1:22.459	1:22.864	0.405
13				71	SHIELD	34.792				12	74	ABBOTT	1:22.536	1:23.001	0.465

Weather / Track : Cloudy / Dry

Results can be found at www.tsl-timing.com

Croft
 Circuit Length = 2.1250 miles
 Start: 15:22 Flag 15:43 End: 15:44

Printed - 15:44 Sunday, 23 June 2013

2013 Dunlop MSA Formula Ford Championship GB

ROUND 15 - LAP CHART

LAP 1			LAP 2			LAP 3			LAP 4			LAP 5		
NO	BEHIND	LAP TIME	NO	BEHIND	LAP TIME	NO	BEHIND	LAP TIME	NO	BEHIND	LAP TIME	NO	BEHIND	LAP TIME
1		1:24.823	1		1:20.948	1		1:21.126	1		1:21.025	1		1:21.510
25	2.009	1:26.832	6	3.320	1:22.096	6	3.322	1:21.128	6	3.305	1:21.008	6	3.098	1:21.303
6	2.172	1:26.995	25	4.166	1:23.105	25	5.032	1:21.992	25	5.848	1:21.841	25	6.385	1:22.047
5	2.668	1:27.491	5	4.594	1:22.874	73	5.823	1:21.583	73	6.320	1:21.522	73	6.878	1:22.068
73	3.220	1:28.043	73	5.366	1:23.094	9	6.402	1:21.919	9	7.144	1:21.767	9	7.524	1:21.890
9	3.966	1:28.789	9	5.609	1:22.591	5	6.810	1:23.342	5	8.271	1:22.486	5	9.119	1:22.358
34	4.317	1:29.140	34	5.972	1:22.603	34	7.295	1:22.449	34	9.048	1:22.778	26	9.473	1:21.846
74	5.161	1:29.984	26	7.021	1:22.415	26	7.779	1:21.884	26	9.137	1:22.383	34	11.553	1:24.015
26	5.554	1:30.377	74	8.394	1:24.181	72	9.137	1:21.586	72	9.399	1:21.287	72	12.453	1:24.564
72	5.922	1:30.745	72	8.677	1:23.703	74	10.772	1:23.504	74	12.822	1:23.075	27	13.339	1:21.966
27	6.501	1:31.324	27	9.371	1:23.818	27	10.831	1:22.586	27	12.883	1:23.077	74	15.185	1:23.873
2	7.293	1:32.116	2	9.693	1:23.348	2	11.523	1:22.956	2	13.471	1:22.973	2	15.385	1:23.424

Weather / Track : Cloudy / Dry

Croft

Circuit Length = 2.1250 miles

Start: 15:22 Flag 15:43 End: 15:44

2013 Dunlop MSA Formula Ford Championship GB

ROUND 15 - LAP CHART

LAP 6			LAP 7			LAP 8			LAP 9			LAP 10		
NO	BEHIND	LAP TIME	NO	BEHIND	LAP TIME	NO	BEHIND	LAP TIME	NO	BEHIND	LAP TIME	NO	BEHIND	LAP TIME
1		1:21.536	1		1:21.269	1		1:21.508	1		1:21.725	1		1:21.797
6	2.927	1:21.365	6	3.289	1:21.631	6	3.648	1:21.867	6	3.986	1:22.063	6	4.476	1:22.287
25	6.997	1:22.148	25	7.985	1:22.257	25	8.654	1:22.177	25	9.354	1:22.425	25	9.999	1:22.442
9	7.902	1:21.914	9	8.469	1:21.836	9	9.075	1:22.114	9	9.558	1:22.208	9	10.638	1:22.877
73	8.757	1:23.415	73	10.153	1:22.665	73	10.849	1:22.204	73	11.039	1:21.915	73	11.382	1:22.140
5	10.118	1:22.535	26	11.897	1:22.824	26	12.519	1:22.130	26	12.890	1:22.096	26	13.819	1:22.726
26	10.342	1:22.405	5	12.768	1:23.919	5	13.879	1:22.619	5	14.615	1:22.461	5	15.418	1:22.600
34	12.385	1:22.368	34	13.638	1:22.522	34	15.449	1:23.319	72	16.626	1:22.620	72	17.217	1:22.388
72	12.670	1:21.753	72	13.842	1:22.441	72	15.731	1:23.397	27	17.193	1:22.887	27	17.539	1:22.143
27	13.139	1:21.336	27	14.208	1:22.338	27	16.031	1:23.331	34	18.052	1:24.328	34	18.819	1:22.564
74	16.740	1:23.091	74	18.524	1:23.053	74	20.017	1:23.001	2	21.628	1:22.972	2	22.695	1:22.864
2	17.045	1:23.196	2	18.871	1:23.095	2	20.381	1:23.018	74	22.485	1:24.193	74	23.917	1:23.229

Weather / Track : Cloudy / Dry

Results can be found at www.tsl-timing.com

Page 2 of 3

Croft

Circuit Length = 2.1250 miles

Start: 15:22 Flag 15:43 End: 15:44

Printed - 15:45 Sunday, 23 June 2013

2013 Dunlop MSA Formula Ford Championship GB

ROUND 15 - LAP CHART

LAP 11			LAP 12			LAP 13			LAP 14			LAP 15		
NO	BEHIND	LAP TIME	NO	BEHIND	LAP TIME	NO	BEHIND	LAP TIME	NO	BEHIND	LAP TIME	NO	BEHIND	LAP TIME
1		1:22.203	1		1:21.962	1		1:22.067	1		1:22.423	1		1:22.664
6	4.603	1:22.330	6	4.958	1:22.317	6	5.049	1:22.158	6	5.623	1:22.997	6	6.766	1:23.807
25	10.455	1:22.659	25	10.770	1:22.277	25	11.053	1:22.350	25	11.216	1:22.586	25	10.878	1:22.326
73	11.519	1:22.340	73	11.788	1:22.231	73	12.209	1:22.488	73	12.153	1:22.367	73	11.987	1:22.498
9	12.096	1:23.661	26	15.014	1:22.982	26	15.375	1:22.428	26	15.517	1:22.565	26	15.789	1:22.936
26	13.994	1:22.378	5	17.044	1:22.955	5	17.935	1:22.958	27	18.293	1:22.347	27	17.227	1:21.598
5	16.051	1:22.836	27	18.793	1:22.545	27	18.369	1:21.643	5	18.522	1:23.010	5	19.096	1:23.238
27	18.210	1:22.874	72	19.874	1:23.586	72	20.029	1:22.222	72	20.059	1:22.453	72	20.235	1:22.840
72	18.250	1:23.236	34	21.026	1:23.239	34	21.916	1:22.957	34	22.337	1:22.844	34	22.925	1:23.252
34	19.749	1:23.133	2	24.765	1:23.170	2	25.652	1:22.954	2	26.276	1:23.047	2	26.669	1:23.057
2	23.557	1:23.065	74	27.972	1:24.674	74	29.462	1:23.557	74	30.420	1:23.381	74	31.701	1:23.945
74	25.260	1:23.546	9	37.192	1:47.058 P									

Weather / Track : Cloudy / Dry

Croft

Circuit Length = 2.1250 miles

Start: 15:22 Flag 15:43 End: 15:44

2013 Dunlop MSA Formula Ford Championship GB

ROUND 15 - POSITION CHART

No	Name	Lap															
		Pos	1	2	3	4	5	6	7	8	9	10	11	12	13	14	15
1	CAMMISH	1	1	1	1	1	1	1	1	1	1	1	1	1	1	1	1
25	MARANZANA	2	25	6	6	6	6	6	6	6	6	6	6	6	6	6	6
6	SCOTT	3	6	25	25	25	25	25	25	25	25	25	25	25	25	25	25
73	MACLEOD	4	5	5	73	73	73	9	9	9	9	9	73	73	73	73	73
5	RICHARDSON	5	73	73	9	9	9	73	73	73	73	73	9	26	26	26	26
9	HALMINEN	6	9	9	5	5	5	5	5	26	26	26	26	26	5	5	27
26	ROSSO	7	34	34	34	34	26	26	5	5	5	5	5	27	27	5	5
34	KAMINSKY	8	74	26	26	26	34	34	34	34	72	72	27	72	72	72	72
74	ABBOTT	9	26	74	72	72	72	72	72	27	27	27	72	34	34	34	34
2	BRABHAM	10	72	72	74	74	27	27	27	27	34	34	34	2	2	2	2
72	THONG	11	27	27	27	27	74	74	74	74	2	2	2	74	74	74	74
71	SHIELD	12	2	2	2	2	2	2	2	2	74	74	74	9			
27	KRUGER	13															

Weather / Track : Cloudy / Dry

Results can be found at www.tsl-timing.com

Croft
 Circuit Length = 2.1250 miles
 Start: 15:22 Flag 15:43 End: 15:44

Printed - 15:45 Sunday, 23 June 2013