



# 2014 DUNLOP MSA FORMULA FORD CHAMPIONSHIP OF GREAT BRITAIN

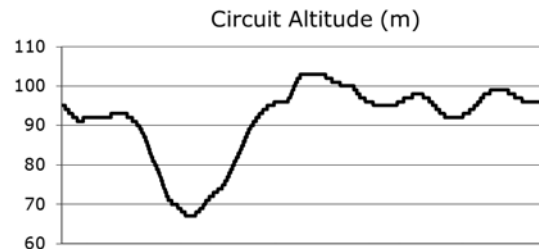
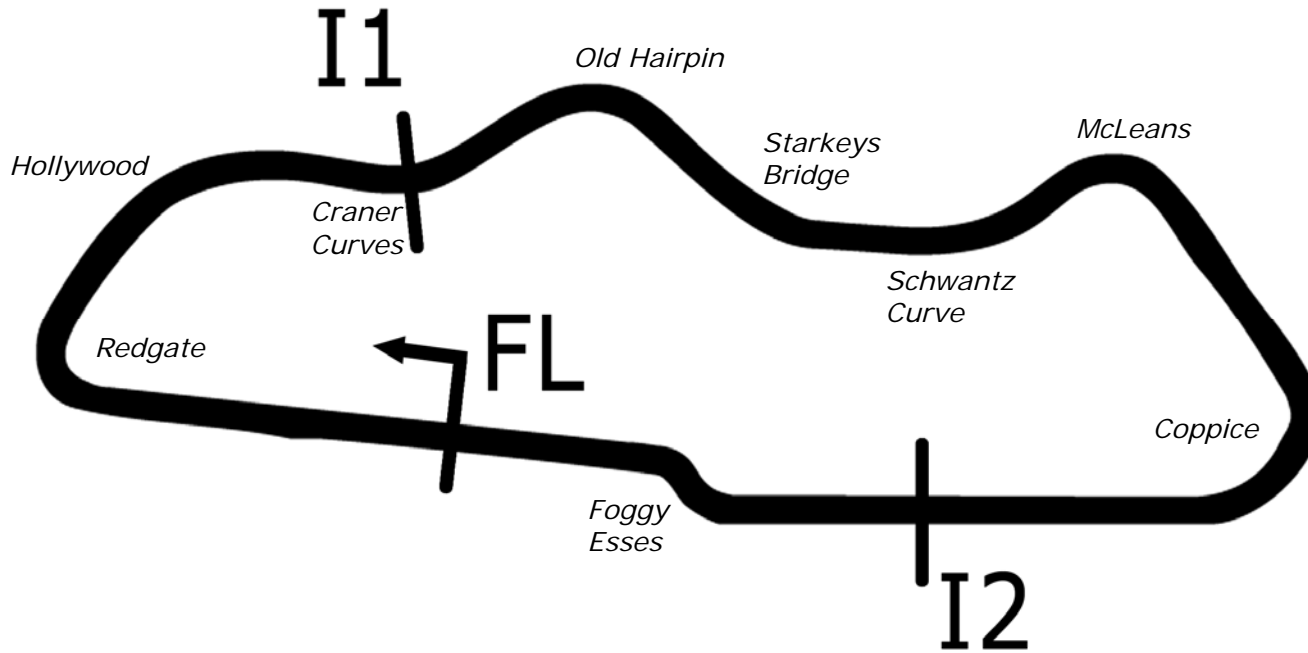
**Rounds 4, 5 & 6  
Donington Park National**

**19<sup>th</sup> / 20<sup>th</sup> April 2014**



**Results Provided by Timing Solutions Ltd**  
[www.tsl-timing.com](http://www.tsl-timing.com)

# Donington Park National



Length	1.9790 miles	3185.0 m	
FL		52.82971 N	1.37867 W
I1	941m	52.83226 N	1.37893 W
I2	2641m	52.82866 N	1.37129 W
Pit Entry	3100m	52.82949 N	1.37787 W
Pit Exit	229m after FL	52.82996 N	1.38205 W
Pit Entry–Pit Exit 287m, 17.2s @60kph, 12.9s @80kph			

All results available at [www.tsl-timing.com](http://www.tsl-timing.com)



# 2014 Dunlop MSA Formula Ford Championship of Great Britain

## QUALIFYING - ROUND 4 - CLASSIFICATION

POS	NO	CL	PIC NAME	NAT	ENTRY	TIME	ON	LAPS	GAP	DIFF	MPH
1	2		1 Jayde KRUGER	RSA	Mygale M12 SJ - Mountune - JTR	1:05.857	11	15			108.18
2	1		2 Sam BRABHAM	GBR	Mygale M12 SJ - Mountune - JTR	1:05.941	11	15	0.084	0.084	108.04
3	6		3 Harrison SCOTT	GBR	Mygale M13 SJ - Swindon - Falcon Motorsport	1:05.954	6	12	0.097	0.013	108.02
4	18		4 Max MARSHALL	GBR	Mygale M12 SJ - Mountune - JTR	1:06.115	11	14	0.258	0.161	107.76
5	26		5 Juan ROSSO	ARG	Mygale M13-SJ - Mountune - Radical Motorsport	1:06.448	10	14	0.591	0.333	107.22
6	74		6 James ABBOTT	GBR	Mygale M13-SJ - Mountune - Radical Motorsport	1:06.743	8	15	0.886	0.295	106.74
7	82	S	1 Connor MILLS	GBR	Mygale M12-SJ - Scholar - Meridian	1:06.860	7	12	1.003	0.117	106.56
8	23	* S	2 Chris MEALIN	GBR	Mygale M12-SJ - Swindon - Falcon Motorsport	1:07.069	7	14	1.212	0.209	106.22
9	75	S	3 Bobby THOMPSON	GBR	Mygale M12-SJ - Scholar - Meridian	1:08.288	12	14	2.431	1.219	104.33
10	17	* S	4 James WEBB	GBR	Sinter LA12 - Scholar - SWB Motorsport	1:08.793	8	8	2.936	0.505	103.56
11	24	S	5 Ovie IRORO	NIG	Mygale M12-SJ - Scholar - Richardson Racing	1:09.467	6	12	3.610	0.674	102.56
12	88		7 Greg HOLLOWAY	AUS	Sinter LA12 - Scholar - SWB Motorsport	1:10.366	9	12	4.509	0.899	101.25
13	11	S	6 Ricky COLLARD	GBR	Mygale M12-SJ - Swindon - Falcon Motorsport			0			

Lap time(s) disallowed for Car 23 - Exceeding track limits  
Car 17 - transponder stopped working

Donington Park National  
Circuit Length = 1.9790 miles  
Start: 11:55 Flag 12:22 End: 12:23

Weather / Track : Cloudy / Dry

These results are provisional until the conclusion of any judicial and technical matters.

Clerk Of Course :

Timekeeper :

Results can be found at [www.tsl-timing.com](http://www.tsl-timing.com)

Printed - 12:24 Saturday, 19 April 2014





# 2014 Dunlop MSA Formula Ford Championship of Great Britain

## QUALIFYING - ROUND 6 - 2ND FASTEST CLASSIFICATION

POS	NO	CL	PIC NAME	NAT	ENTRY	TIME	ON	LAPS	GAP	DIFF	MPH
1	6		1 Harrison SCOTT	GBR	Mygale M13 SJ - Swindon - Falcon Motorsport	1:05.959	8	12			108.01
2	1		2 Sam BRABHAM	GBR	Mygale M12 SJ - Mountune - JTR	1:06.036	10	15	0.077	0.077	107.89
3	2		3 Jayde KRUGER	RSA	Mygale M12 SJ - Mountune - JTR	1:06.073	10	15	0.114	0.037	107.82
4	18		4 Max MARSHALL	GBR	Mygale M12 SJ - Mountune - JTR	1:06.131	9	14	0.172	0.058	107.73
5	26		5 Juan ROSSO	ARG	Mygale M13-SJ - Mountune - Radical Motorsport	1:06.505	9	14	0.546	0.374	107.12
6	74		6 James ABBOTT	GBR	Mygale M13-SJ - Mountune - Radical Motorsport	1:06.756	10	15	0.797	0.251	106.72
7	82	S	1 Connor MILLS	GBR	Mygale M12-SJ - Scholar - Meridian	1:07.024	6	12	1.065	0.268	106.29
8	23	* S	2 Chris MEALIN	GBR	Mygale M12-SJ - Swindon - Falcon Motorsport	1:07.189	8	14	1.230	0.165	106.03
9	75	S	3 Bobby THOMPSON	GBR	Mygale M12-SJ - Scholar - Meridian	1:08.425	7	14	2.466	1.236	104.12
10	17	* S	4 James WEBB	GBR	Sinter LA12 - Scholar - SWB Motorsport	1:08.867	6	8	2.908	0.442	103.45
11	24	S	5 Ovie IRORO	NIG	Mygale M12-SJ - Scholar - Richardson Racing	1:10.525	5	12	4.566	1.658	101.02
12	88		7 Greg HOLLOWAY	AUS	Sinter LA12 - Scholar - SWB Motorsport	1:10.526	5	12	4.567	0.001	101.02
15	11	S	8 Ricky COLLARD	GBR	Mygale M12-SJ - Swindon - Falcon Motorsport			0			

Lap time(s) disallowed for Car 23 - Exceeding track limits  
Car 17 - transponder stopped working

Donington Park National  
Circuit Length = 1.9790 miles  
Start: 11:55 Flag 12:22 End: 12:23

Weather / Track : Cloudy / Dry

These results are provisional until the conclusion of any judicial and technical matters.

Clerk Of Course :

Timekeeper :

Results can be found at [www.tsl-timing.com](http://www.tsl-timing.com)

Printed - 12:25 Saturday, 19 April 2014



# 2014 Dunlop MSA Formula Ford Championship of Great Britain

## QUALIFYING - ROUND 4 - SECTOR ANALYSIS

SECTOR 1 = FL to I1, SECTOR 2 = I1 to I2, SECTOR 3 = I2 to FL, DIFF = Difference To Personal Best Lap

P1		2		Jayde KRUGER		Mygale M12 SJ - Mountune - JTR				
LAP	SECTOR 1		SECTOR 2		SECTOR 3		LAP TIME	MPH	DIFF	TIME OF DAY
1 -	21.961	111.1	40.027	128.0	13.372	111.0	1:15.360	94.54	9.503	11:58:15.137
2 -	20.617	120.6	37.734	132.1	12.237	114.4	1:10.588	100.93	4.731	11:59:25.725
3 -	19.742	132.8	35.883	134.4	12.716	115.0	1:08.341	104.25	2.484	12:00:34.066
4 -	19.604	134.2	35.794	<b>135.0</b>	11.840	114.6	1:07.238	105.96	1.381	12:01:41.304
5 -	OUTLAP	97.5	41.419	101.2	13.324	115.0	8:56.412	13.28	7:50.555	12:10:37.716
6 -	19.581	133.9	37.238	132.6	12.107	115.2	1:08.926	103.36	3.069	12:11:46.642
7 -	19.380	<b>135.2</b>	35.157	134.4	11.759	114.4	1:06.296	107.46	0.439	12:12:52.938
8 -	19.242	133.6	40.653	100.0	12.419	<b>115.4</b>	1:12.314	98.52	6.457	12:14:05.252
9 -	19.309	132.3	35.208	133.1	<b>11.714</b>	<b>115.4</b>	1:06.231	107.57	0.374	12:15:11.483
10 -	<b>19.231</b>	<b>135.2</b>	<b>35.044</b>	133.4	11.798	114.6	1:06.073	(2) 107.82	0.216	12:16:17.556
11 -	19.256	134.4	<b>34.760</b>	133.9	11.841	113.8	<b>1:05.857</b>	(1) <b>108.18</b>		<b>12:17:23.413</b>
12 -	19.443	133.6	34.879	134.4	11.788	114.0	1:06.110	(3) 107.76	0.253	12:18:29.523
13 -	19.467	133.1	35.096	134.7	11.769	114.8	1:06.332	107.40	0.475	12:19:35.855
14 -	21.673	125.9	35.436	134.7	11.952	114.2	1:09.061	103.16	3.204	12:20:44.916
15 -	19.484	135.0	38.578	86.9	IN PIT		1:20.263	P 88.76	14.406	12:22:05.179

P2		1		Sam BRABHAM		Mygale M12 SJ - Mountune - JTR				
LAP	SECTOR 1		SECTOR 2		SECTOR 3		LAP TIME	MPH	DIFF	TIME OF DAY
1 -	21.495	108.4	39.074	127.8	12.914	108.6	1:13.483	96.95	7.542	11:58:12.438
2 -	20.688	111.2	38.505	128.3	12.608	108.9	1:11.801	99.22	5.860	11:59:24.239
3 -	22.832	120.4	36.838	129.0	12.281	115.2	1:11.951	99.02	6.010	12:00:36.190
4 -	19.556	130.3	36.071	134.4	12.051	115.2	1:07.678	105.27	1.737	12:01:43.868
5 -	OUTLAP	95.1	37.858	130.8	12.275	111.4	8:50.883	13.42	7:44.942	12:10:34.751
6 -	19.614	<b>134.4</b>	35.465	135.0	12.061	116.1	1:07.140	106.11	1.199	12:11:41.891
7 -	19.358	134.2	35.195	<b>135.2</b>	12.015	115.6	1:06.568	107.02	0.627	12:12:48.459
8 -	21.640	114.7	38.784	134.2	12.043	114.8	1:12.467	98.31	6.526	12:14:00.926
9 -	19.305	133.6	35.196	134.2	11.802	<b>116.5</b>	1:06.303	107.45	0.362	12:15:07.229
10 -	19.257	133.6	35.009	133.9	11.770	115.8	1:06.036	(2) 107.89	0.095	12:16:13.265
11 -	19.255	133.4	<b>34.950</b>	134.4	11.736	115.8	<b>1:05.941</b>	(1) <b>108.04</b>		<b>12:17:19.206</b>
12 -	<b>19.224</b>	132.6	35.106	133.9	11.804	115.6	1:06.134	(3) 107.73	0.193	12:18:25.340
13 -	19.347	131.5	35.358	<b>135.2</b>	<b>11.695</b>	116.3	1:06.400	107.29	0.459	12:19:31.740
14 -	19.295	132.6	35.196	133.9	11.873	114.8	1:06.364	107.35	0.423	12:20:38.104
15 -	19.699	121.7	37.632	131.0	IN PIT		1:14.232	P 95.97	8.291	12:21:52.336

P3		6		Harrison SCOTT		Mygale M13 SJ - Swindon - Falcon Motorsport				
LAP	SECTOR 1		SECTOR 2		SECTOR 3		LAP TIME	MPH	DIFF	TIME OF DAY
1 -	28.188	99.1	57.916	103.0	12.786	114.2	1:38.890	72.04	32.936	12:01:40.364
2 -	OUTLAP	96.2	45.489	88.4	14.814	114.0	9:04.316	13.08	7:58.362	12:10:44.680
3 -	19.577	132.3	35.646	133.1	11.849	114.4	1:07.072	106.22	1.118	12:11:51.752
4 -	19.340	133.1	35.105	133.1	11.901	114.4	1:06.346	107.38	0.392	12:12:58.098
5 -	19.414	132.6	35.085	133.6	11.867	114.8	1:06.366	107.35	0.412	12:14:04.464
6 -	<b>19.232</b>	132.6	35.003	133.4	11.719	<b>115.2</b>	<b>1:05.954</b>	(1) <b>108.02</b>		<b>12:15:10.418</b>
7 -	19.340	132.8	36.535	104.8	12.713	114.2	1:08.588	103.87	2.634	12:16:19.006
8 -	19.253	<b>133.6</b>	34.940	133.1	11.766	114.4	1:05.959	(2) 108.01	0.005	12:17:24.965
9 -	19.486	132.3	34.939	133.6	11.828	114.0	1:06.253	107.53	0.299	12:18:31.218
10 -	19.366	132.1	34.938	<b>133.9</b>	<b>11.662</b>	114.4	1:05.966	(3) 108.00	0.012	12:19:37.184
11 -	19.404	131.0	<b>34.927</b>	<b>133.9</b>	11.939	110.8	1:06.270	107.50	0.316	12:20:43.454
12 -	22.610	107.7	39.662	110.9	IN PIT		1:22.635	P 86.21	16.681	12:22:06.089

P4		18		Max MARSHALL		Mygale M12 SJ - Mountune - JTR				
LAP	SECTOR 1		SECTOR 2		SECTOR 3		LAP TIME	MPH	DIFF	TIME OF DAY
1 -	24.266	85.2	40.065	124.9	13.310	94.4	1:17.641	91.76	11.526	11:58:17.721
2 -	26.605	130.3	36.474	133.1	12.549	113.2	1:15.628	94.20	9.513	11:59:33.349
3 -	20.241	123.3	36.869	132.6	12.120	113.8	1:09.230	102.91	3.115	12:00:42.579
4 -	19.651	132.8	36.643	133.1	12.138	114.4	1:08.432	104.11	2.317	12:01:51.011
5 -	OUTLAP	122.0	38.112	131.5	12.283	114.0	8:43.109	13.61	7:36.994	12:10:34.120
6 -	19.802	133.6	35.636	133.1	11.973	115.2	1:07.411	105.68	1.296	12:11:41.531
7 -	19.366	<b>134.7</b>	35.287	133.1	12.107	114.2	1:06.760	106.72	0.645	12:12:48.291
8 -	19.442	134.2	35.064	133.4	11.886	115.6	1:06.392	107.31	0.277	12:13:54.683

Weather / Track : Cloudy / Dry

Donington Park National  
Circuit Length = 1.9790 miles  
Start: 11:55 Flag 12:22 End: 12:23

# 2014 Dunlop MSA Formula Ford Championship of Great Britain

## QUALIFYING - ROUND 4 - SECTOR ANALYSIS

SECTOR 1 = FL to I1, SECTOR 2 = I1 to I2, SECTOR 3 = I2 to FL, DIFF = Difference To Personal Best Lap

9 -	19.401	133.4	34.985	133.4	11.745	115.6	1:06.131 (2)	107.73	0.016	12:15:00.814
10 -	19.579	131.8	<b>34.972</b>	133.6	11.800	<b>115.8</b>	1:06.351	107.37	0.236	12:16:07.165
<b>11 -</b>	<b>19.331</b>	132.8	35.025	133.4	11.759	115.4	<b>1:06.115 (1)</b>	<b>107.76</b>		<b>12:17:13.280</b>
12 -	19.419	131.3	35.017	133.9	<b>11.738</b>	115.6	1:06.174 (3)	107.66	0.059	12:18:19.454
13 -	19.449	132.3	34.992	<b>134.2</b>	12.126	113.0	1:06.567	107.02	0.452	12:19:26.021
14 -	19.678	132.1	37.696	125.9	IN PIT		1:13.578 P	96.83	7.463	12:20:39.599

P5 26		Juan ROSSO		Mygale M13-SJ - Mountune - Radical Motorsport						
LAP	SECTOR 1		SECTOR 2		SECTOR 3		LAP TIME	MPH	DIFF	TIME OF DAY
1 -	22.304	99.7	41.404	130.3	13.747	111.6	1:17.455	91.98	11.007	11:58:36.690
2 -	21.373	97.5	39.206	131.8	12.460	113.0	1:13.039	97.54	6.591	11:59:49.729
3 -	19.799	<b>133.9</b>	36.225	134.2	12.065	112.4	1:08.089	104.63	1.641	12:00:57.818
4 -	OUTLAP	64.7	43.552	128.3	12.940	110.8	10:33.910	11.23	9:27.462	12:11:31.728
5 -	20.893	132.6	40.286	112.4	13.221	112.8	1:14.400	95.76	7.952	12:12:46.128
6 -	19.753	133.6	35.579	133.6	11.891	114.4	1:07.223	105.98	0.775	12:13:53.351
7 -	19.516	<b>133.9</b>	35.367	133.6	11.899	<b>114.8</b>	1:06.782	106.68	0.334	12:15:00.133
8 -	21.324	114.3	36.437	132.8	12.032	114.0	1:09.793	102.08	3.345	12:16:09.926
9 -	19.433	133.1	35.220	133.1	11.852	114.4	1:06.505 (2)	107.12	0.057	12:17:16.431
<b>10 -</b>	<b>19.427</b>	132.6	<b>35.110</b>	133.9	11.911	113.8	<b>1:06.448 (1)</b>	<b>107.22</b>		<b>12:18:22.879</b>
11 -	19.464	131.5	35.265	<b>134.7</b>	11.881	113.4	1:06.610	106.96	0.162	12:19:29.489
12 -	19.611	132.1	35.219	133.6	12.041	113.2	1:06.871	106.54	0.423	12:20:36.360
13 -	19.533	132.8	35.206	133.6	<b>11.806</b>	114.2	1:06.545 (3)	107.06	0.097	12:21:42.905
14 -	21.192	98.3	43.135	103.2	IN PIT		1:25.530 P	83.29	19.082	12:23:08.435

P6 74		James ABBOTT		Mygale M13-SJ - Mountune - Radical Motorsport						
LAP	SECTOR 1		SECTOR 2		SECTOR 3		LAP TIME	MPH	DIFF	TIME OF DAY
1 -	24.921	89.3	39.852	129.0	12.454	109.5	1:17.227	92.25	10.484	11:58:25.870
2 -	20.352	130.8	36.338	130.5	12.088	112.6	1:08.778	103.58	2.035	11:59:34.648
3 -	19.611	131.8	36.495	118.9	13.915	112.2	1:10.021	101.75	3.278	12:00:44.669
4 -	19.709	130.8	35.903	132.3	11.836	113.6	1:07.448	105.63	0.705	12:01:52.117
5 -	OUTLAP	62.0	46.817	115.5	13.052	107.3	9:41.981	12.24	8:35.238	12:11:34.098
6 -	20.488	129.3	37.548	128.3	12.120	112.6	1:10.156	101.55	3.413	12:12:44.254
7 -	19.561	130.3	35.737	132.6	11.873	113.6	1:07.171	106.06	0.428	12:13:51.425
<b>8 -</b>	<b>19.505</b>	<b>132.1</b>	35.406	132.6	11.832	<b>114.0</b>	<b>1:06.743 (1)</b>	<b>106.74</b>		<b>12:14:58.168</b>
9 -	19.522	131.0	35.424	132.6	11.862	112.2	1:06.808 (3)	106.64	0.065	12:16:04.976
10 -	19.541	130.8	<b>35.397</b>	132.1	11.818	113.2	1:06.756 (2)	106.72	0.013	12:17:11.732
11 -	19.572	<b>132.1</b>	35.437	133.1	11.954	111.8	1:06.963	106.39	0.220	12:18:18.695
12 -	22.521	96.2	40.908	130.0	12.146	112.8	1:15.575	94.27	8.832	12:19:34.270
13 -	19.614	129.5	35.721	<b>133.4</b>	<b>11.812</b>	113.4	1:07.147	106.10	0.404	12:20:41.417
14 -	19.639	131.0	35.400	133.1	11.895	113.2	1:06.934	106.44	0.191	12:21:48.351
15 -	22.963	90.1	47.112	89.8	IN PIT		1:31.404 P	77.94	24.661	12:23:19.755

P7 82 S		Connor MILLS		Mygale M12-SJ - Scholar - Meridian						
LAP	SECTOR 1		SECTOR 2		SECTOR 3		LAP TIME	MPH	DIFF	TIME OF DAY
1 -	21.535	107.3	39.543	130.8	13.468	112.0	1:14.546	95.57	7.686	11:58:37.496
2 -	21.084	99.1	39.405	130.8	12.243	114.2	1:12.732	97.95	5.872	11:59:50.228
3 -	19.756	132.6	36.386	<b>134.2</b>	12.097	113.2	1:08.239	104.40	1.379	12:00:58.467
4 -	OUTLAP	111.4	38.647	130.5	12.287	112.4	10:04.575	11.78	8:57.715	12:11:03.042
5 -	19.922	132.8	35.907	132.8	11.973	114.6	1:07.802	105.08	0.942	12:12:10.844
6 -	19.595	130.0	35.599	133.9	<b>11.830</b>	115.0	1:07.024 (2)	106.29	0.164	12:13:17.868
<b>7 -</b>	<b>19.483</b>	132.3	35.463	133.4	11.914	<b>115.4</b>	<b>1:06.860 (1)</b>	<b>106.56</b>		<b>12:14:24.728</b>
8 -	19.495	132.3	<b>35.367</b>	133.6	12.378	114.2	1:07.240 (3)	105.95	0.380	12:15:31.968
9 -	19.626	<b>133.1</b>	35.834	133.1	11.899	<b>115.4</b>	1:07.359	105.77	0.499	12:16:39.327
10 -	19.537	132.3	35.760	133.4	11.968	115.0	1:07.265	105.91	0.405	12:17:46.592
11 -	19.584	132.6	35.730	133.6	11.981	114.6	1:07.295	105.87	0.435	12:18:53.887
12 -	19.782	132.6	36.345	133.6	IN PIT		1:15.302 P	94.61	8.442	12:20:09.189

P8 23 S		Chris MEALIN		Mygale M12-SJ - Swindon - Falcon Motorsport						
LAP	SECTOR 1		SECTOR 2		SECTOR 3		LAP TIME	MPH	DIFF	TIME OF DAY
1 -	27.786	92.6	46.902	97.5	13.582	110.8	1:28.270	80.71	21.201	11:59:32.513
2 -	20.046	126.8	38.106	100.7	14.525	<b>112.8</b>	1:12.677	98.03	5.608	12:00:45.190

Weather / Track : Cloudy / Dry

Donington Park National  
Circuit Length = 1.9790 miles  
Start: 11:55 Flag 12:22 End: 12:23

# 2014 Dunlop MSA Formula Ford Championship of Great Britain

## QUALIFYING - ROUND 4 - SECTOR ANALYSIS

SECTOR 1 = FL to I1, SECTOR 2 = I1 to I2, SECTOR 3 = I2 to FL, DIFF = Difference To Personal Best Lap

3 -	19.828	130.0	36.453	<b>132.6</b>	12.075	112.6	1:08.356	104.22	1.287	12:01:53.546
4 -	OUTLAP	92.1	45.181	86.4	14.436	112.0	8:53.357	13.35	7:46.288	12:10:46.903
5 -	19.982	130.3	36.049	132.1	12.200	111.4	1:08.231	104.41	1.162	12:11:55.134
6 -	19.640	<b>131.3</b>	35.775	131.5	<b>11.901</b>	112.6	1:07.316 (3)	105.83	0.247	12:13:02.450
7 -	<b>19.513</b>	131.0	35.582	131.8	11.974	<b>112.8</b>	<b>1:07.069 (1)</b>	<b>106.22</b>		<b>12:14:09.519</b>
8 -	19.603	130.8	<b>35.498</b>	131.8	12.088	108.6	1:07.189 (2)	106.03	0.120	12:15:16.708
9 -	19.849	130.5	35.688	131.8	12.025	111.6	1:07.562	105.45	0.493	12:16:24.270
10 -	19.680	130.8	36.108	130.0	12.226	112.6	1:08.014	104.75	0.945	12:17:32.284
11 -	19.808	129.8	36.860	130.5	12.275	112.0	1:08.943	103.34	1.874	12:18:41.227
12 -	19.727	129.5	36.449	129.5	12.303	111.8	1:08.479 D	104.04	1.410	12:19:49.706
13 -	19.743	129.3	37.212	95.7	14.860	111.2	1:11.815	99.20	4.746	12:21:01.521
14 -	19.682	129.8	38.560	98.2	IN PIT		1:15.542 P	94.31	8.473	12:22:17.063

P9	75 S	Bobby THOMPSON					Mygale M12-SJ - Scholar - Meridian				
LAP	SECTOR 1		SECTOR 2		SECTOR 3		LAP TIME	MPH	DIFF	TIME OF DAY	
1 -	22.584	103.0	42.033	126.3	13.724	106.4	1:18.341	90.94	10.053	11:58:39.398	
2 -	21.692	102.4	41.112	129.5	13.834	104.0	1:16.638	92.96	8.350	11:59:56.036	
3 -	21.096	121.3	37.790	131.0	12.643	109.5	1:11.529	99.60	3.241	12:01:07.565	
4 -	OUTLAP	118.7	38.123	130.0	12.731	109.3	9:57.388	11.92	8:49.100	12:11:04.953	
5 -	20.356	124.7	36.525	131.0	<b>12.241</b>	112.4	1:09.122	103.07	0.834	12:12:14.075	
6 -	20.038	126.1	36.135	<b>131.5</b>	12.306	<b>112.8</b>	1:08.479 (3)	104.04	0.191	12:13:22.554	
7 -	20.116	125.6	36.045	131.0	12.264	111.8	1:08.425 (2)	104.12	0.137	12:14:30.979	
8 -	20.135	124.5	37.201	126.6	14.278	81.3	1:11.614	99.48	3.326	12:15:42.593	
9 -	23.283	124.7	37.254	128.5	12.307	112.2	1:12.844	97.80	4.556	12:16:55.437	
10 -	<b>19.949</b>	127.5	36.245	130.8	12.296	111.8	1:08.490	104.02	0.202	12:18:03.927	
11 -	19.970	<b>128.0</b>	36.468	131.3	12.288	111.4	1:08.726	103.66	0.438	12:19:12.653	
12 -	20.024	127.5	<b>36.015</b>	131.3	12.249	112.4	<b>1:08.288 (1)</b>	<b>104.33</b>		<b>12:20:20.941</b>	
13 -	20.479	126.1	39.245	82.3	14.655	111.8	1:14.379	95.78	6.091	12:21:35.320	
14 -	20.277	124.5	42.822	125.2	12.622	112.2	1:15.721	94.09	7.433	12:22:51.041	

P10	17 S	James WEBB					Sinter LA12 - Scholar - SWB Motorsport				
LAP	SECTOR 1		SECTOR 2		SECTOR 3		LAP TIME	MPH	DIFF	TIME OF DAY	
1 -	23.707	95.4	44.011	103.4	13.983	109.9	1:21.701	87.20	12.908	11:58:36.102	
2 -	21.840	90.4	40.478	128.5	12.857	<b>111.6</b>	1:15.175	94.77	6.382	11:59:51.277	
3 -	20.441	112.7	<b>37.220</b>	<b>131.3</b>	<b>12.463</b>	111.0	1:10.124	101.60	1.331	12:01:01.401	
4 -	<b>20.294</b>	<b>115.7</b>	37.424	<b>131.3</b>			10:07.807	11.72	8:59.014	12:11:09.208	
5 -							1:09.102	103.10	0.309	12:12:18.310	
6 -							1:08.867 (2)	103.45	0.074	12:13:27.177	
7 -							1:08.987 (3)	103.27	0.194	12:14:36.164	
8 -							<b>1:08.793 (1)</b>	<b>103.56</b>		<b>12:15:44.957</b>	

P11	24 S	Ovie IRORO					Mygale M12-SJ - Scholar - Richardson Racing				
LAP	SECTOR 1		SECTOR 2		SECTOR 3		LAP TIME	MPH	DIFF	TIME OF DAY	
1 -	23.903	89.3	46.665	125.6	14.999	106.9	1:25.567	83.26	16.100	11:58:38.797	
2 -	22.044	91.5	45.615	83.2	15.744	110.3	1:23.403	85.42	13.936	12:00:02.200	
3 -	20.689	123.5	37.454	<b>131.3</b>	<b>12.403</b>	<b>111.8</b>	1:10.546 (3)	100.99	1.079	12:01:12.746	
4 -	OUTLAP	93.5	42.900	98.3	14.596	110.3	10:07.783	11.72	8:58.316	12:11:20.529	
5 -	20.297	122.2	37.680	<b>131.3</b>	12.548	111.6	1:10.525 (2)	101.02	1.058	12:12:31.054	
6 -	20.091	131.3	36.910	<b>131.3</b>	12.466	111.6	<b>1:09.467 (1)</b>	<b>102.56</b>		<b>12:13:40.521</b>	
7 -	20.088	<b>133.1</b>	36.810	131.0	44.044	47.1	1:40.942	70.58	31.475	12:15:21.463	
8 -	24.606	102.7	45.058	98.8	IN PIT		1:31.198 P	78.12	21.731	12:16:52.661	
9 -	OUTLAP	104.5	43.344	115.1	13.579	109.5	1:58.916	59.91	49.449	12:18:51.577	
10 -	20.360	130.5	36.960	<b>131.3</b>	22.742	24.3	1:20.062	88.98	10.595	12:20:11.639	
11 -	30.272	126.1	37.169	127.8	12.876	111.4	1:20.317	88.70	10.850	12:21:31.956	
12 -	20.115	129.8	<b>36.797</b>	<b>131.3</b>	IN PIT		1:21.619 P	87.29	12.152	12:22:53.575	

P12	88	Greg HOLLOWAY					Sinter LA12 - Scholar - SWB Motorsport				
LAP	SECTOR 1		SECTOR 2		SECTOR 3		LAP TIME	MPH	DIFF	TIME OF DAY	
1 -	24.935	100.6	44.690	101.5	14.835	107.7	1:24.460	84.35	14.094	11:58:40.625	
2 -	21.637	106.0	43.334	94.5	17.158	92.8	1:22.129	86.74	11.763	12:00:02.754	
3 -	22.790	110.7	38.222	131.3	12.848	107.3	1:13.860	96.46	3.494	12:01:16.614	

Weather / Track : Cloudy / Dry

Donington Park National  
Circuit Length = 1.9790 miles  
Start: 11:55 Flag 12:22 End: 12:23

## 2014 Dunlop MSA Formula Ford Championship of Great Britain

### QUALIFYING - ROUND 4 - SECTOR ANALYSIS

SECTOR 1 = FL to I1, SECTOR 2 = I1 to I2, SECTOR 3 = I2 to FL, DIFF = Difference To Personal Best Lap

4 -	OUTLAP	103.0	44.404	88.8	14.626	108.9	9:31.342	12.47	8:20.976	12:10:47.956
5 -	20.524	119.4	37.454	130.0	<b>12.548</b>	109.5	1:10.526 (2)	101.02	0.160	12:11:58.482
6 -	20.094	124.0	36.985	130.0	15.935	99.9	1:13.014	97.57	2.648	12:13:11.496
7 -	20.800	118.3	37.215	130.5	12.746	109.7	1:10.761 (3)	100.68	0.395	12:14:22.257
8 -	<b>20.019</b>	124.9	<b>36.672</b>	<b>131.5</b>	16.030	97.0	1:12.721	97.97	2.355	12:15:34.978
9 -	20.729	124.5	36.816	130.5	12.821	<b>109.9</b>	<b>1:10.366 (1)</b>	<b>101.25</b>		<b>12:16:45.344</b>
10 -	20.214	<b>125.6</b>	38.788	128.0	13.471	108.8	1:12.473	98.30	2.107	12:17:57.817
11 -	20.181	122.4	38.609	126.6	IN PIT		1:15.611 P	94.22	5.245	12:19:13.428
12 -	OUTLAP	92.9	43.483	118.9	IN PIT		4:11.603 P	28.31	3:01.237	12:23:25.031



## 2014 Dunlop MSA Formula Ford Championship of Great Britain

### QUALIFYING - ROUND 4 - BEST SPEEDS

POS	SECTOR 1			SECTOR 2			FINISH LINE		
	NO	NAME	MPH	NO	NAME	MPH	NO	NAME	MPH
1	2	Jayde KRUGER	135.2	1	Sam BRABHAM	135.2	1	Sam BRABHAM	116.5
2	18	Max MARSHALL	134.7	2	Jayde KRUGER	135.0	18	Max MARSHALL	115.8
3	1	Sam BRABHAM	134.4	26	Juan ROSSO	134.7	2	Jayde KRUGER	115.4
4	26	Juan ROSSO	133.9	18	Max MARSHALL	134.2	82	Connor MILLS	115.4
5	6	Harrison SCOTT	133.6	82	Connor MILLS	134.2	6	Harrison SCOTT	115.2
6	82	Connor MILLS	133.1	6	Harrison SCOTT	133.9	26	Juan ROSSO	114.8
7	24	Ovie IRORO	133.1	74	James ABBOTT	133.4	74	James ABBOTT	114.0
8	74	James ABBOTT	132.1	23	Chris MEALIN	132.6	23	Chris MEALIN	112.8
9	23	Chris MEALIN	131.3	88	Greg HOLLOWAY	131.5	75	Bobby THOMPSON	112.8
10	75	Bobby THOMPSON	128.0	75	Bobby THOMPSON	131.5	24	Ovie IRORO	111.8
11	88	Greg HOLLOWAY	125.6	17	James WEBB	131.3	17	James WEBB	111.6
12	17	James WEBB	115.7	24	Ovie IRORO	131.3	88	Greg HOLLOWAY	109.9
13	11	Ricky COLLARD	95.7	11	Ricky COLLARD	85.5	11	Ricky COLLARD	87.6

Weather / Track : Cloudy / Dry

Results can be found at [www.tsl-timing.com](http://www.tsl-timing.com)

Donington Park National  
Circuit Length = 1.9790 miles  
Start: 11:55 Flag 12:22 End: 12:23

Printed - 12:24 Saturday, 19 April 2014

# 2014 Dunlop MSA Formula Ford Championship of Great Britain

## QUALIFYING - ROUND 4 - BEST SECTORS

SECTOR 1			SECTOR 2			SECTOR 3			IDEAL / BEST COMPARISON						
POS	NO	NAME	TIME	NO	NAME	TIME	NO	NAME	TIME	POS	NO	NAME	IDEAL	BEST	DIFF
1	1	BRABHAM	19.224	2	KRUGER	34.760	6	SCOTT	11.662				<b>PERFECT LAP</b>	<b>1:05.646</b>	
2	2	KRUGER	19.231	6	SCOTT	34.927	1	BRABHAM	11.695	1	2	KRUGER	1:05.705	1:05.857	0.152
3	6	SCOTT	19.232	1	BRABHAM	34.950	2	KRUGER	11.714	2	6	SCOTT	1:05.821	1:05.954	0.133
4	18	MARSHALL	19.331	18	MARSHALL	34.972	18	MARSHALL	11.738	3	1	BRABHAM	1:05.869	1:05.941	0.072
5	26	ROSSO	19.427	26	ROSSO	35.110	26	ROSSO	11.806	4	18	MARSHALL	1:06.041	1:06.115	0.074
6	82	MILLS	19.483	82	MILLS	35.367	74	ABBOTT	11.812	5	26	ROSSO	1:06.343	1:06.448	0.105
7	74	ABBOTT	19.505	74	ABBOTT	35.397	82	MILLS	11.830	6	82	MILLS	1:06.680	1:06.860	0.180
8	23	MEALIN	19.513	23	MEALIN	35.498	23	MEALIN	11.901	7	74	ABBOTT	1:06.714	1:06.743	0.029
9	75	THOMPSON	19.949	75	THOMPSON	36.015	75	THOMPSON	12.241	8	23	MEALIN	1:06.912	1:07.069	0.157
10	88	HOLLOWAY	20.019	88	HOLLOWAY	36.672	24	IRORO	12.403	9	75	THOMPSON	1:08.205	1:08.288	0.083
11	24	IRORO	20.084	24	IRORO	36.797	17	WEBB	12.463	10	88	HOLLOWAY	1:09.239	1:10.366	1.127
12	17	WEBB	20.294	17	WEBB	37.220	88	HOLLOWAY	12.548	11	24	IRORO	1:09.284	1:09.467	0.183
13	11	COLLARD	28.384	11	COLLARD	46.474	11	COLLARD	17.100	12	17	WEBB	1:09.977	1:08.793	-1.184

Weather / Track : Cloudy / Dry

Results can be found at [www.tsl-timing.com](http://www.tsl-timing.com)

Donington Park National  
 Circuit Length = 1.9790 miles  
 Start: 11:55 Flag 12:22 End: 12:23

Printed - 12:23 Saturday, 19 April 2014



# 2014 Dunlop MSA Formula Ford Championship of Great Britain

## ROUND 4 - GRID

ROW 7	13	<b>11</b> Ricky COLLARD			
				1:10.366	
ROW 6	11	<b>24</b> Ovie IRORO	1:09.467	12	<b>88</b> Greg HOLLOWAY
					1:08.793
ROW 5	9	<b>75</b> Bobby THOMPSON	1:08.288	10	<b>17</b> James WEBB
					1:07.069
ROW 4	7	<b>82</b> Connor MILLS	1:06.860	8	<b>23</b> Chris MEALIN
					1:06.743
ROW 3	5	<b>26</b> Juan ROSSO	1:06.448	6	<b>74</b> James ABBOTT
					1:06.115
ROW 2	3	<b>6</b> Harrison SCOTT	1:05.954	4	<b>18</b> Max MARSHALL
					1:05.941
ROW 1	1	<b>2</b> Jayde KRUGER	1:05.857	2	<b>1</b> Sam BRABHAM
		<b>Pole</b>			

Donington Park National  
Circuit Length = 1.9790 miles

These results are provisional until the conclusion of any judicial and technical matters.

Clerk Of Course :		Timekeeper :
-------------------	--	--------------

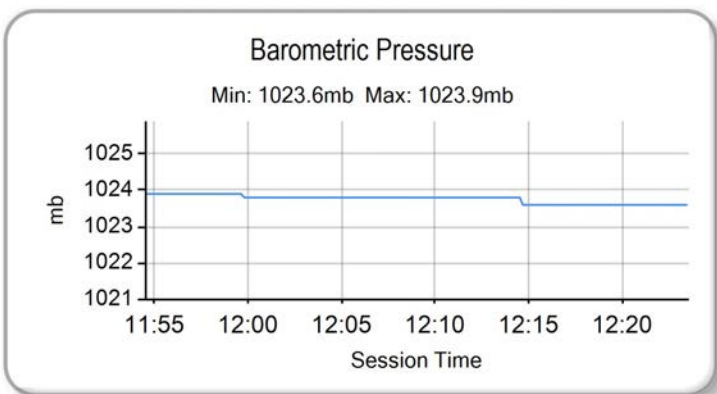
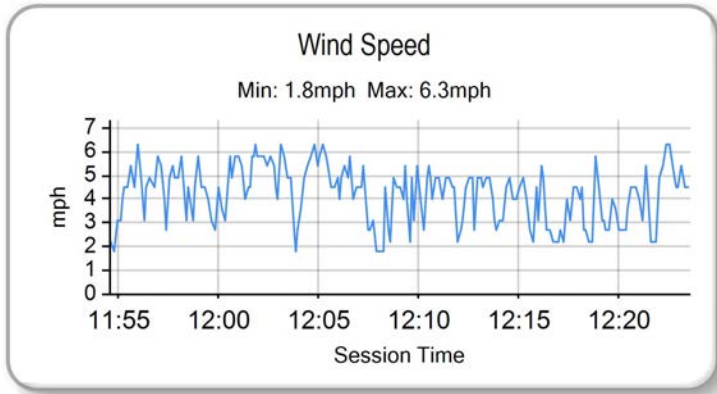
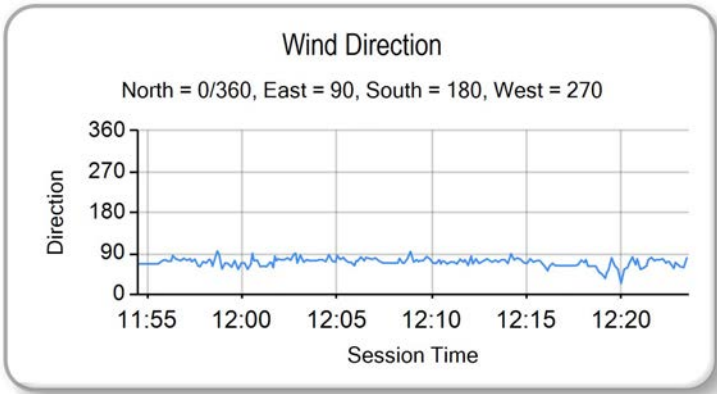
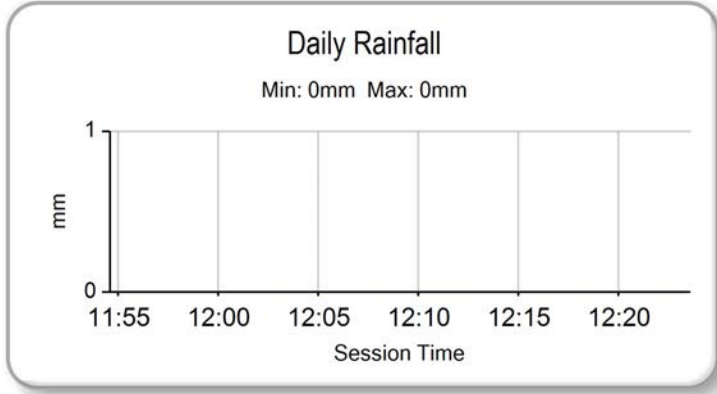
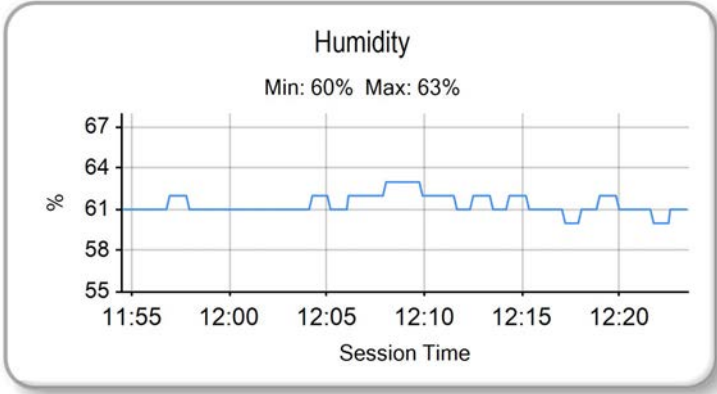
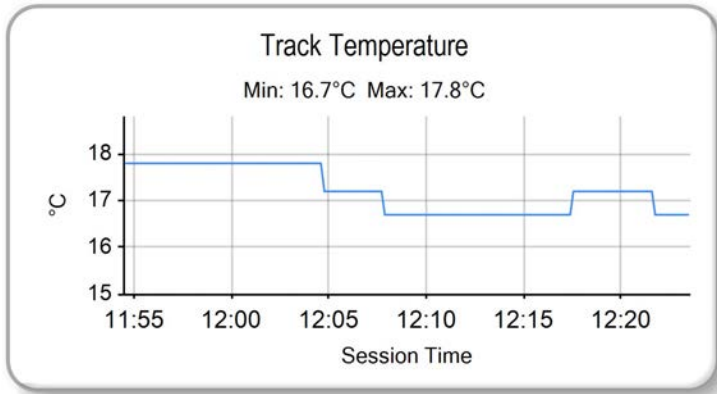
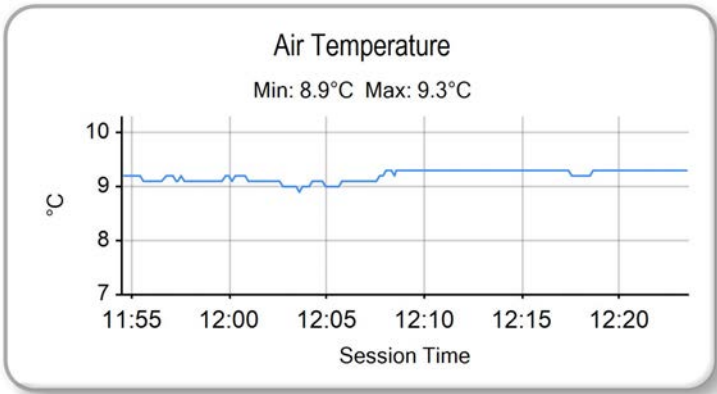
Results can be found at [www.tsl-timing.com](http://www.tsl-timing.com)

Printed - 12:28 Saturday, 19 April 2014





**2014 Dunlop MSA Formula Ford Championship of Great Britain**  
**QUALIFYING - ROUND 4 - WEATHER CONDITIONS**



Weather / Track : Cloudy / Dry

Results can be found at [www.tsl-timing.com](http://www.tsl-timing.com)

Donington Park National  
 Circuit Length = 1.9790 miles  
 Start: 11:55 Flag 12:22 End: 12:23

Printed - 12:24 Saturday, 19 April 2014



# 2014 Dunlop MSA Formula Ford Championship of Great Britain

## ROUND 4 - CLASSIFICATION

POS	NO	CL	PIC NAME	NAT	ENTRY	LAPS	TIME	GAP	DIFF	MPH	BEST	ON
1	2		1 Jayde KRUGER	RSA	Mygale M12 SJ - Mountune - JTR	17	20:42.857			97.45	1:06.478	14
2	1		2 Sam BRABHAM	GBR	Mygale M12 SJ - Mountune - JTR	17	20:43.278	0.421	0.421	97.41	1:06.541	14
3	6		3 Harrison SCOTT	GBR	Mygale M13 SJ - Swindon - Falcon Motorsport	17	20:45.522	2.665	2.244	97.24	1:06.646	13
4	74		4 James ABBOTT	GBR	Mygale M13-SJ - Mountune - Radical Motorsport	17	20:53.693	10.836	8.171	96.60	1:07.070	13
5	26		5 Juan ROSSO	ARG	Mygale M13-SJ - Mountune - Radical Motorsport	17	20:54.629	11.772	0.936	96.53	1:07.053	14
6	18		6 Max MARSHALL	GBR	Mygale M12 SJ - Mountune - JTR	17	20:54.877	12.020	0.248	96.51	1:06.640	4
7	82	S	1 Connor MILLS	GBR	Mygale M12-SJ - Scholar - Meridian	17	21:00.545	17.688	5.668	96.08	1:07.569	12
8	23	S	2 Chris MEALIN	GBR	Mygale M12-SJ - Swindon - Falcon Motorsport	17	21:02.218	19.361	1.673	95.95	1:07.681	13
9	75	S	3 Bobby THOMPSON (G)	GBR	Mygale M12-SJ - Scholar - Meridian	17	21:03.248	20.391	1.030	95.87	1:07.910	14
10	17	S	4 James WEBB	GBR	Sinter LA12 - Scholar - SWB Motorsport	17	21:17.265	34.408	14.017	94.82	1:09.441	9
11	24	S	5 Ovie IRORO(G)	NIG	Mygale M12-SJ - Scholar - Richardson Racing	17	21:20.555	37.698	3.290	94.58	1:08.949	11
12	88		7 Greg HOLLOWAY	AUS	Sinter LA12 - Scholar - SWB Motorsport	17	21:22.436	39.579	1.881	94.44	1:09.481	11

### NOT CLASSIFIED

DNF	11	S	Ricky COLLARD	GBR	Mygale M12-SJ - Swindon - Falcon Motorsport	4	4:38.855	13 Laps	13 Laps	102.19	1:07.205	4
-----	----	---	---------------	-----	---	---	----------	---------	---------	--------	----------	---

### FASTEST LAP

2			Jayde KRUGER	RSA	Mygale M12 SJ - Mountune - JTR	14	1:06.478			107.17 mph	172.47 kph	
11		S	Ricky COLLARD	GBR	Mygale M12-SJ - Swindon - Falcon Motorsport	4	1:07.205			106.01 mph	170.61 kph	

Weather / Track : Sunny / Dry

These results are provisional until the conclusion of any judicial and technical matters.

Donington Park National

Circuit Length = 1.9790 miles

Start: 16:24 Flag 16:45 End: 16:46

Clerk Of Course :

Timekeeper :

Results can be found at [www.tsl-timing.com](http://www.tsl-timing.com)

Printed - 16:48 Saturday, 19 April 2014



# 2014 Dunlop MSA Formula Ford Championship of Great Britain

## ROUND 4 - SECTOR ANALYSIS

SECTOR 1 = FL to I1, SECTOR 2 = I1 to I2, SECTOR 3 = I2 to FL, DIFF = Difference To Personal Best Lap

P1		2		Jayde KRUGER		Mygale M12 SJ - Mountune - JTR				
LAP	SECTOR 1		SECTOR 2		SECTOR 3		LAP TIME	MPH	DIFF	TIME OF DAY
1 -		133.1	36.470	134.2	12.129	114.8	1:11.936	99.04	5.458	16:26:04.727
2 -	19.721	131.8	35.764	133.6	11.916	<b>115.2</b>	1:07.401	105.70	0.923	16:27:12.128
3 -	19.591	131.5	35.437	134.2	11.897	114.8	1:06.925	106.45	0.447	16:28:19.053
4 -	19.607	132.3	35.282	134.4	11.883	114.8	1:06.772	106.70	0.294	16:29:25.825
5 -	19.529	132.8	35.318	133.9	11.933	115.0	1:06.780	106.68	0.302	16:30:32.605
6 -	19.639	131.5	<b>35.377</b>	<b>133.6</b>	<b>14.673</b>	<b>72.7</b>	<b>1:09.689</b>	102.23	3.211	<b>16:31:42.294</b>
7 -	<b>33.210</b>	<b>69.6</b>	<b>1:03.873</b>	<b>71.4</b>	<b>22.455</b>	<b>51.2</b>	<b>1:59.538</b>	59.60	53.060	<b>16:33:41.832</b>
8 -	<b>37.585</b>	<b>64.2</b>	<b>1:00.488</b>	<b>81.0</b>	14.063	114.8	1:52.136	63.53	45.658	16:35:33.968
9 -	19.636	133.9	35.328	134.4	11.920	114.6	1:06.884	106.52	0.406	16:36:40.852
10 -	19.545	133.9	35.284	134.2	11.875	114.4	1:06.704	106.80	0.226	16:37:47.556
11 -	19.534	133.9	35.338	133.4	11.934	114.4	1:06.806	106.64	0.328	16:38:54.362
12 -	19.488	<b>135.2</b>	35.658	133.6	11.845	114.6	1:06.991	106.35	0.513	16:40:01.353
13 -	19.523	133.9	<b>35.184</b>	134.4	11.903	114.6	1:06.610 (2)	106.96	0.132	16:41:07.963
14 -	<b>19.432</b>	133.1	35.238	<b>134.7</b>	<b>11.808</b>	<b>115.2</b>	<b>1:06.478 (1)</b>	<b>107.17</b>		<b>16:42:14.441</b>
15 -	19.487	133.1	35.294	134.4	11.904	114.4	1:06.685 (3)	106.84	0.207	16:43:21.126
16 -	19.608	132.1	35.561	134.4	11.954	114.8	1:07.123	106.14	0.645	16:44:28.249
17 -	19.601	132.1	35.728	134.4	12.070	114.8	1:07.399	105.70	0.921	16:45:35.648

P2		1		Sam BRABHAM		Mygale M12 SJ - Mountune - JTR				
LAP	SECTOR 1		SECTOR 2		SECTOR 3		LAP TIME	MPH	DIFF	TIME OF DAY
1 -		129.8	36.698	133.9	12.072	114.2	1:12.292	98.55	5.751	16:26:05.083
2 -	19.589	132.8	35.868	134.4	11.989	115.2	1:07.446	105.63	0.905	16:27:12.529
3 -	19.524	131.3	35.586	134.4	<b>11.833</b>	<b>115.4</b>	1:06.943	106.42	0.402	16:28:19.472
4 -	19.540	132.1	35.344	<b>134.7</b>	11.964	114.2	1:06.848	106.57	0.307	16:29:26.320
5 -	19.434	132.1	35.372	134.2	12.020	114.0	1:06.826	106.61	0.285	16:30:33.146
6 -	19.398	131.8	<b>35.429</b>	<b>133.9</b>	<b>12.232</b>	<b>113.6</b>	<b>1:07.059</b>	106.24	0.518	<b>16:31:40.205</b>
7 -	<b>36.062</b>	<b>65.7</b>	<b>1:03.792</b>	<b>68.9</b>	<b>22.319</b>	<b>54.4</b>	<b>2:02.173</b>	58.31	55.632	<b>16:33:42.378</b>
8 -	<b>37.757</b>	<b>72.6</b>	<b>1:00.184</b>	<b>84.8</b>	14.440	113.8	1:52.381	63.39	45.840	16:35:34.759
9 -	19.600	132.8	35.339	134.4	11.887	113.8	1:06.826	106.61	0.285	16:36:41.585
10 -	19.500	132.1	<b>35.129</b>	134.2	11.925	114.4	1:06.554 (2)	107.05	0.013	16:37:48.139
11 -	19.440	132.6	35.142	134.4	12.003	114.0	1:06.585 (3)	107.00	0.044	16:38:54.724
12 -	19.475	<b>133.9</b>	35.571	133.9	12.037	113.8	1:07.083	106.20	0.542	16:40:01.807
13 -	19.491	<b>133.9</b>	35.254	134.4	11.917	114.6	1:06.662	106.87	0.121	16:41:08.469
14 -	<b>19.378</b>	132.6	35.232	<b>134.7</b>	11.931	114.2	<b>1:06.541 (1)</b>	<b>107.07</b>		<b>16:42:15.010</b>
15 -	19.637	131.0	35.245	134.4	11.938	115.0	1:06.820	106.62	0.279	16:43:21.830
16 -	19.482	131.3	35.449	133.4	12.152	114.2	1:07.083	106.20	0.542	16:44:28.913
17 -	19.632	130.8	35.490	133.9	12.034	114.6	1:07.156	106.09	0.615	16:45:36.069

P3		6		Harrison SCOTT		Mygale M13 SJ - Swindon - Falcon Motorsport				
LAP	SECTOR 1		SECTOR 2		SECTOR 3		LAP TIME	MPH	DIFF	TIME OF DAY
1 -		131.3	36.791	133.4	12.091	114.2	1:12.665	98.04	6.019	16:26:05.456
2 -	19.759	131.0	35.773	<b>133.9</b>	11.925	<b>115.2</b>	1:07.457	105.61	0.811	16:27:12.913
3 -	19.552	132.3	35.507	133.6	11.867	113.4	1:06.926	106.45	0.280	16:28:19.839
4 -	19.544	131.0	35.410	133.1	<b>11.849</b>	113.8	1:06.803	106.65	0.157	16:29:26.642
5 -	19.521	131.3	35.390	132.3	11.900	113.4	1:06.811	106.63	0.165	16:30:33.453
6 -	19.596	131.0	<b>35.505</b>	<b>132.6</b>	<b>14.170</b>	<b>70.6</b>	<b>1:09.271</b>	102.85	2.625	<b>16:31:42.724</b>
7 -	<b>34.136</b>	<b>63.7</b>	<b>1:03.852</b>	<b>71.6</b>	<b>22.318</b>	<b>60.8</b>	<b>2:00.306</b>	59.22	53.660	<b>16:33:43.030</b>
8 -	<b>37.639</b>	<b>73.1</b>	<b>59.993</b>	<b>89.4</b>	14.466	113.6	1:52.098	63.55	45.452	16:35:35.128
9 -	19.559	<b>132.6</b>	35.378	133.4	11.881	113.2	1:06.818	106.62	0.172	16:36:41.946
10 -	19.564	132.3	<b>35.174</b>	133.4	12.050	111.2	1:06.788 (3)	106.67	0.142	16:37:48.734
11 -	19.835	131.5	35.502	133.1	12.018	113.2	1:07.355	105.77	0.709	16:38:56.089
12 -	19.497	132.3	35.519	130.8	11.966	113.4	1:06.982	106.36	0.336	16:40:03.071
13 -	<b>19.462</b>	<b>132.6</b>	35.176	132.8	12.008	113.0	<b>1:06.646 (1)</b>	<b>106.90</b>		<b>16:41:09.717</b>
14 -	19.483	131.5	35.362	132.6	11.904	113.4	1:06.749 (2)	106.73	0.103	16:42:16.466
15 -	19.546	129.5	35.497	132.3	12.044	112.8	1:07.087	106.20	0.441	16:43:23.553
16 -	19.708	129.8	35.429	132.6	11.960	113.4	1:07.097	106.18	0.451	16:44:30.650
17 -	19.769	129.8	35.770	131.0	12.124	113.2	1:07.663	105.29	1.017	16:45:38.313

Weather / Track : Sunny / Dry

Donington Park National  
Circuit Length = 1.9790 miles  
Start: 16:24 Flag 16:45 End: 16:46

# 2014 Dunlop MSA Formula Ford Championship of Great Britain

## ROUND 4 - SECTOR ANALYSIS

SECTOR 1 = FL to I1, SECTOR 2 = I1 to I2, SECTOR 3 = I2 to FL, DIFF = Difference To Personal Best Lap

P4		74		James ABBOTT		Mygale M13-SJ - Mountune - Radical Motorsport				
LAP	SECTOR 1		SECTOR 2		SECTOR 3		LAP TIME	MPH	DIFF	TIME OF DAY
1 -		129.3	37.773	132.1	12.266	111.8	1:15.241	94.69	8.171	16:26:08.032
2 -	19.885	127.8	35.845	132.6	11.857	113.4	1:07.587	105.41	0.517	16:27:15.619
3 -	19.673	130.0	35.867	132.3	11.939	113.2	1:07.479	105.58	0.409	16:28:23.098
4 -	19.781	130.0	35.921	133.1	12.240	112.8	1:07.942	104.86	0.872	16:29:31.040
5 -	20.236	129.3	36.943	131.8	12.344	112.6	1:09.523	102.47	2.453	16:30:40.563
6 -	19.748	<b>131.8</b>	<b>36.707</b>	<b>112.5</b>	<b>15.762</b>	<b>77.5</b>	<b>1:12.217</b>	98.65	5.147	<b>16:31:52.780</b>
7 -	<b>28.511</b>	<b>87.6</b>	<b>1:02.527</b>	<b>62.7</b>	<b>22.854</b>	<b>43.1</b>	<b>1:53.892</b>	62.55	46.822	<b>16:33:46.672</b>
8 -	<b>36.382</b>	<b>58.4</b>	<b>1:00.238</b>	<b>69.5</b>	13.735	112.0	1:50.355	64.56	43.285	16:35:37.027
9 -	20.065	128.3	36.607	132.8	12.039	111.2	1:08.711	103.68	1.641	16:36:45.738
10 -	19.638	131.3	36.176	<b>133.9</b>	13.770	107.8	1:09.584	102.38	2.514	16:37:55.322
11 -	19.974	130.8	35.658	132.8	12.170	112.2	1:07.802	105.08	0.732	16:39:03.124
12 -	19.636	130.0	35.815	132.8	11.856	<b>113.6</b>	1:07.307	105.85	0.237	16:40:10.431
13 -	<b>19.632</b>	131.0	35.583	132.8	<b>11.855</b>	<b>113.6</b>	<b>1:07.070 (1)</b>	<b>106.22</b>		<b>16:41:17.501</b>
14 -	19.644	130.3	35.615	132.8	11.907	113.0	1:07.166 (2)	106.07	0.096	16:42:24.667
15 -	19.752	129.0	35.634	133.4	11.922	113.4	1:07.308	105.85	0.238	16:43:31.975
16 -	19.650	130.0	<b>35.569</b>	133.1	11.982	113.2	1:07.201 (3)	106.01	0.131	16:44:39.176
17 -	19.748	129.8	35.679	133.1	11.881	113.2	1:07.308	105.85	0.238	16:45:46.484

P5		26		Juan ROSSO		Mygale M13-SJ - Mountune - Radical Motorsport				
LAP	SECTOR 1		SECTOR 2		SECTOR 3		LAP TIME	MPH	DIFF	TIME OF DAY
1 -		131.0	37.634	132.8	12.477	113.4	1:15.862	93.91	8.809	16:26:08.653
2 -	19.876	129.8	36.168	134.2	11.909	114.4	1:07.953	104.84	0.900	16:27:16.606
3 -	19.526	132.3	36.101	133.6	11.893	114.4	1:07.520	105.51	0.467	16:28:24.126
4 -	<b>19.481</b>	131.0	35.582	<b>134.7</b>	12.122	113.4	1:07.185	106.04	0.132	16:29:31.311
5 -	20.097	125.6	36.910	130.8	13.470	100.2	1:10.477	101.09	3.424	16:30:41.788
6 -	20.075	132.6	<b>36.464</b>	<b>111.8</b>	<b>15.911</b>	<b>83.0</b>	<b>1:12.450</b>	98.33	5.397	<b>16:31:54.238</b>
7 -	<b>28.209</b>	<b>84.9</b>	<b>1:02.737</b>	<b>61.4</b>	<b>22.804</b>	<b>41.8</b>	<b>1:53.750</b>	62.63	46.697	<b>16:33:47.988</b>
8 -	<b>36.351</b>	<b>61.0</b>	<b>59.773</b>	<b>69.6</b>	13.893	114.4	1:50.017	64.75	42.964	16:35:38.005
9 -	19.683	133.4	36.555	<b>134.7</b>	12.050	113.2	1:08.288	104.33	1.235	16:36:46.293
10 -	19.672	<b>134.4</b>	36.734	133.4	13.008	110.3	1:09.414	102.63	2.361	16:37:55.707
11 -	19.812	132.6	35.587	<b>134.7</b>	12.150	<b>114.6</b>	1:07.549	105.47	0.496	16:39:03.256
12 -	19.558	132.8	36.637	131.5	11.997	113.4	1:08.192	104.47	1.139	16:40:11.448
13 -	19.567	132.6	<b>35.511</b>	133.9	12.003	113.8	1:07.081 (2)	106.20	0.028	16:41:18.529
14 -	19.530	131.8	35.755	134.4	<b>11.768</b>	114.4	<b>1:07.053 (1)</b>	<b>106.25</b>		<b>16:42:25.582</b>
15 -	19.728	130.8	35.589	133.9	11.861	114.2	1:07.178 (3)	106.05	0.125	16:43:32.760
16 -	19.634	131.5	35.735	134.2	11.910	113.4	1:07.279	105.89	0.226	16:44:40.039
17 -	19.658	130.3	35.669	133.1	12.054	113.0	1:07.381	105.73	0.328	16:45:47.420

P6		18		Max MARSHALL		Mygale M12 SJ - Mountune - JTR				
LAP	SECTOR 1		SECTOR 2		SECTOR 3		LAP TIME	MPH	DIFF	TIME OF DAY
1 -		132.1	36.999	133.1	12.231	113.6	1:13.244	97.27	6.604	16:26:06.035
2 -	19.807	131.0	35.803	133.6	11.951	<b>115.0</b>	1:07.561	105.45	0.921	16:27:13.596
3 -	19.565	132.3	35.467	133.4	11.921	113.2	1:06.953 (3)	106.41	0.313	16:28:20.549
4 -	19.569	131.3	<b>35.186</b>	<b>134.2</b>	11.885	114.2	<b>1:06.640 (1)</b>	<b>106.91</b>		<b>16:29:27.189</b>
5 -	<b>19.503</b>	131.8	35.308	133.4	<b>11.841</b>	113.8	1:06.652 (2)	106.89	0.012	16:30:33.841
6 -	19.586	131.8	<b>35.511</b>	<b>133.1</b>	<b>13.938</b>	<b>70.3</b>	<b>1:09.035</b>	103.20	2.395	<b>16:31:42.876</b>
7 -	<b>34.599</b>	<b>57.2</b>	<b>1:04.221</b>	<b>68.0</b>	<b>22.536</b>	<b>58.6</b>	<b>2:01.356</b>	58.70	54.716	<b>16:33:44.232</b>
8 -	<b>37.545</b>	<b>61.3</b>	<b>59.453</b>	<b>81.4</b>	15.364	108.9	1:52.362	63.40	45.722	16:35:36.594
9 -	20.539	126.8	37.587	133.4	12.133	113.6	1:10.259	101.40	3.619	16:36:46.853
10 -	19.615	133.1	36.270	132.3	12.834	110.1	1:08.719	103.67	2.079	16:37:55.572
11 -	20.337	132.8	35.614	133.1	11.959	114.6	1:07.910	104.91	1.270	16:39:03.482
12 -	19.697	<b>133.4</b>	36.368	131.5	12.149	114.6	1:08.214	104.44	1.574	16:40:11.696
13 -	19.654	132.6	35.579	133.4	11.883	114.6	1:07.116	106.15	0.476	16:41:18.812
14 -	19.554	132.1	35.652	133.9	11.996	113.6	1:07.202	106.01	0.562	16:42:26.014
15 -	19.644	130.8	35.742	132.6	11.941	114.6	1:07.327	105.82	0.687	16:43:33.341
16 -	19.593	130.8	35.440	133.4	11.943	111.2	1:06.976	106.37	0.336	16:44:40.317
17 -	19.670	130.8	35.714	133.1	11.967	112.2	1:07.351	105.78	0.711	16:45:47.668

Weather / Track : Sunny / Dry

Donington Park National  
Circuit Length = 1.9790 miles  
Start: 16:24 Flag 16:45 End: 16:46



# 2014 Dunlop MSA Formula Ford Championship of Great Britain

## ROUND 4 - SECTOR ANALYSIS

SECTOR 1 = FL to I1, SECTOR 2 = I1 to I2, SECTOR 3 = I2 to FL, DIFF = Difference To Personal Best Lap

P7		82 S		Connor MILLS		Mygale M12-SJ - Scholar - Meridian					
LAP	SECTOR 1		SECTOR 2		SECTOR 3		LAP TIME	MPH	DIFF	TIME OF DAY	
1 -		130.5	38.257	131.3	12.534	113.0	1:15.604	94.23	8.035	16:26:08.395	
2 -	20.069	128.0	37.228	133.4	12.123	114.8	1:09.420	102.63	1.851	16:27:17.815	
3 -	19.751	131.0	36.097	133.1	12.042	<b>115.0</b>	1:07.890	104.94	0.321	16:28:25.705	
4 -	19.848	128.8	35.848	133.4	12.044	114.6	1:07.740	105.17	0.171	16:29:33.445	
5 -	19.744	131.0	35.925	132.8	12.487	112.2	1:08.156	104.53	0.587	16:30:41.601	
6 -	19.853	131.0	36.026	115.7	16.028	71.7	1:11.907	99.08	4.338	16:31:53.508	
7 -	28.288	87.7	1:02.654	61.7	22.666	45.7	1:53.608	62.71	46.039	16:33:47.116	
8 -	36.534	61.2	59.902	69.4	13.891	112.8	1:50.327	64.57	42.758	16:35:37.443	
9 -	19.932	130.3	36.633	133.9	12.060	113.8	1:08.625	103.81	1.056	16:36:46.068	
10 -	19.752	<b>132.8</b>	36.408	<b>134.2</b>	13.655	106.9	1:09.815	102.05	2.246	16:37:55.883	
11 -	20.241	<b>132.8</b>	36.963	132.6	<b>11.942</b>	114.2	1:09.146	103.03	1.577	16:39:05.029	
12 -	19.761	131.8	35.838	132.6	11.970	114.6	<b>1:07.569 (1)</b>	<b>105.44</b>		<b>16:40:12.598</b>	
13 -	19.807	131.5	<b>35.808</b>	133.1	12.109	113.8	1:07.724 <b>(3)</b>	105.20	0.155	16:41:20.322	
14 -	<b>19.691</b>	131.3	35.956	133.4	12.040	114.6	1:07.687 <b>(2)</b>	105.25	0.118	16:42:28.009	
15 -	19.887	130.0	36.103	133.1	12.289	112.4	1:08.279	104.34	0.710	16:43:36.288	
16 -	19.921	128.8	36.191	132.3	12.251	113.8	1:08.363	104.21	0.794	16:44:44.651	
17 -	20.049	127.0	36.430	132.1	12.206	112.6	1:08.685	103.72	1.116	16:45:53.336	

P8		23 S		Chris MEALIN		Mygale M12-SJ - Swindon - Falcon Motorsport					
LAP	SECTOR 1		SECTOR 2		SECTOR 3		LAP TIME	MPH	DIFF	TIME OF DAY	
1 -		130.5	36.896	<b>132.3</b>	12.125	111.8	1:14.022	96.24	6.341	16:26:06.813	
2 -	19.946	128.0	35.974	<b>132.3</b>	12.063	<b>113.8</b>	1:07.983 <b>(3)</b>	104.80	0.302	16:27:14.796	
3 -	19.801	129.8	36.132	131.5	<b>12.060</b>	113.6	1:07.993	104.78	0.312	16:28:22.789	
4 -	<b>19.731</b>	129.5	36.089	131.8	12.423	109.7	1:08.243	104.40	0.562	16:29:31.032	
5 -	20.153	129.3	36.775	130.8	12.282	110.8	1:09.210	102.94	1.529	16:30:40.242	
6 -	19.839	130.5	36.752	103.2	15.586	77.0	1:12.177	98.71	4.496	16:31:52.419	
7 -	27.548	81.6	1:03.051	61.0	21.915	55.5	1:52.514	63.32	44.833	16:33:44.933	
8 -	37.591	56.2	59.609	82.8	14.506	105.9	1:51.706	63.78	44.025	16:35:36.639	
9 -	20.336	128.5	36.160	131.0	12.159	110.4	1:08.655	103.77	0.974	16:36:45.294	
10 -	19.828	130.5	36.364	132.1	14.212	95.7	1:10.404	101.19	2.723	16:37:55.698	
11 -	20.802	<b>130.8</b>	37.141	131.3	12.165	111.8	1:10.108	101.62	2.427	16:39:05.806	
12 -	19.892	<b>130.8</b>	35.974	130.3	12.123	113.4	1:07.989	104.79	0.308	16:40:13.795	
13 -	19.775	<b>130.8</b>	<b>35.742</b>	131.0	12.164	112.2	<b>1:07.681 (1)</b>	<b>105.26</b>		<b>16:41:21.476</b>	
14 -	19.733	130.3	35.987	131.5	12.180	112.2	1:07.900 <b>(2)</b>	104.92	0.219	16:42:29.376	
15 -	19.962	129.3	36.124	130.8	12.596	109.7	1:08.682	103.73	1.001	16:43:38.058	
16 -	20.058	128.5	36.322	131.0	12.259	112.4	1:08.639	103.79	0.958	16:44:46.697	
17 -	19.917	127.8	36.143	130.5	12.252	111.2	1:08.312	104.29	0.631	16:45:55.009	

P9		75 S		Bobby THOMPSON (G)		Mygale M12-SJ - Scholar - Meridian					
LAP	SECTOR 1		SECTOR 2		SECTOR 3		LAP TIME	MPH	DIFF	TIME OF DAY	
1 -		114.9	37.917	<b>133.1</b>	12.682	113.2	1:17.110	92.39	9.200	16:26:09.901	
2 -	20.150	125.2	37.174	130.8	12.377	113.2	1:09.701	102.21	1.791	16:27:19.602	
3 -	20.236	122.4	37.248	130.8	12.386	111.2	1:09.870	101.96	1.960	16:28:29.472	
4 -	20.232	125.9	36.444	131.8	12.143	112.4	1:08.819	103.52	0.909	16:29:38.291	
5 -	20.047	127.5	36.220	131.3	12.416	107.3	1:08.683	103.73	0.773	16:30:46.974	
6 -	20.273	126.8	<b>35.934</b>	130.8	13.870	79.7	1:10.077	101.66	2.167	16:31:57.051	
7 -	26.161	80.2	1:03.026	57.1	23.095	41.3	1:52.282	63.45	44.372	16:33:49.333	
8 -	35.926	57.1	59.532	73.2	14.055	112.6	1:49.513	65.05	41.603	16:35:38.846	
9 -	20.088	127.5	36.302	132.3	12.161	113.2	1:08.551	103.93	0.641	16:36:47.397	
10 -	19.890	128.8	36.176	132.3	12.757	110.4	1:08.823	103.52	0.913	16:37:56.220	
11 -	20.471	126.8	37.112	131.5	12.206	113.2	1:09.789	102.08	1.879	16:39:06.009	
12 -	20.012	128.3	36.248	130.5	12.156	<b>113.8</b>	1:08.416	104.13	0.506	16:40:14.425	
13 -	19.903	<b>129.3</b>	36.016	131.3	12.128	113.2	1:08.047 <b>(2)</b>	104.70	0.137	16:41:22.472	
14 -	<b>19.821</b>	129.0	35.963	131.3	12.126	113.0	<b>1:07.910 (1)</b>	<b>104.91</b>		<b>16:42:30.382</b>	
15 -	19.885	127.5	36.436	130.8	<b>12.090</b>	113.4	1:08.411 <b>(3)</b>	104.14	0.501	16:43:38.793	
16 -	20.032	127.3	36.351	131.0	12.274	112.4	1:08.657	103.77	0.747	16:44:47.450	
17 -	19.998	126.8	36.416	131.0	12.175	112.0	1:08.589	103.87	0.679	16:45:56.039	

Weather / Track : Sunny / Dry

Donington Park National  
Circuit Length = 1.9790 miles  
Start: 16:24 Flag 16:45 End: 16:46

# 2014 Dunlop MSA Formula Ford Championship of Great Britain

## ROUND 4 - SECTOR ANALYSIS

SECTOR 1 = FL to I1, SECTOR 2 = I1 to I2, SECTOR 3 = I2 to FL, DIFF = Difference To Personal Best Lap

P10		17 S		James WEBB		Sinter LA12 - Scholar - SWB Motorsport				
LAP	SECTOR 1		SECTOR 2		SECTOR 3		LAP TIME	MPH	DIFF	TIME OF DAY
1 -		112.2	37.960	131.8	12.509	112.4	1:16.812	92.75	7.371	16:26:09.603
2 -	20.211	116.3	36.869	131.3	12.618	111.6	1:09.698 (2)	102.22	0.257	16:27:19.301
3 -	20.383	116.1	37.733	130.8	12.733	108.0	1:10.849	100.56	1.408	16:28:30.150
4 -	20.472	117.5	37.090	131.0	12.502	110.8	1:10.064	101.68	0.623	16:29:40.214
5 -	20.455	115.9	37.127	130.3	12.636	110.8	1:10.218	101.46	0.777	16:30:50.432
6 -	20.537	117.3	37.595	130.3	12.806	110.6	1:10.938	100.43	1.497	16:32:01.370
7 -	22.645	83.5	1:02.640	58.2	23.476	37.2	1:48.761	65.50	39.320	16:33:50.131
8 -	35.649	58.6	59.686	81.5	14.227	111.4	1:49.562	65.02	40.121	16:35:39.693
9 -	20.393	117.7	36.730	132.6	12.318	112.6	1:09.441 (1)	102.59		16:36:49.134
10 -	20.184	118.1	36.982	132.3	12.540	112.0	1:09.706 (3)	102.20	0.265	16:37:58.840
11 -	20.333	118.7	36.932	131.3	12.506	112.6	1:09.771	102.11	0.330	16:39:08.611
12 -	20.267	116.7	37.184	130.5	12.566	112.4	1:10.017	101.75	0.576	16:40:18.628
13 -	20.447	117.1	37.086	131.5	12.452	111.8	1:09.985	101.80	0.544	16:41:28.613
14 -	20.327	117.7	37.203	131.3	12.587	111.4	1:10.117	101.61	0.676	16:42:38.730
15 -	20.542	117.1	37.303	131.5	12.592	110.3	1:10.437	101.14	0.996	16:43:49.167
16 -	20.420	118.7	37.327	131.3	12.806	111.4	1:10.553	100.98	1.112	16:44:59.720
17 -	20.414	115.1	37.356	131.5	12.566	111.0	1:10.336	101.29	0.895	16:46:10.056

P11		24 S		Ovie IRORO(G)		Mygale M12-SJ - Scholar - Richardson Racing				
LAP	SECTOR 1		SECTOR 2		SECTOR 3		LAP TIME	MPH	DIFF	TIME OF DAY
1 -		108.5	38.075	131.8	13.171	109.3	1:19.053	90.12	10.104	16:26:11.844
2 -	20.487	129.3	37.682	130.3	12.746	111.2	1:10.915	100.46	1.966	16:27:22.759
3 -	20.156	131.0	37.264	130.8	13.430	96.3	1:10.850	100.55	1.901	16:28:33.609
4 -	20.766	128.8	37.099	131.3	12.594	110.8	1:10.459	101.11	1.510	16:29:44.068
5 -	20.222	130.0	37.038	129.8	12.597	109.7	1:09.857	101.98	0.908	16:30:53.925
6 -	20.177	130.5	37.512	125.9	14.556	92.3	1:12.245	98.61	3.296	16:32:06.170
7 -	24.092	91.3	57.171	60.6	23.712	32.1	1:44.975	67.86	36.026	16:33:51.145
8 -	35.167	57.7	1:00.050	77.6	15.491	104.8	1:50.708	64.35	41.759	16:35:41.853
9 -	20.878	119.8	38.095	130.3	12.970	109.7	1:11.943	99.03	2.994	16:36:53.796
10 -	20.270	124.9	37.057	130.8	12.398	111.6	1:09.725 (3)	102.18	0.776	16:38:03.521
11 -	19.978	131.0	36.622	129.8	12.349	111.0	1:08.949 (1)	103.33		16:39:12.470
12 -	20.101	130.0	36.715	129.8	12.400	110.8	1:09.216 (2)	102.93	0.267	16:40:21.686
13 -	20.698	128.3	36.762	130.3	12.394	111.6	1:09.854	101.99	0.905	16:41:31.540
14 -	20.187	130.0	37.621	128.8	12.565	110.8	1:10.373	101.24	1.424	16:42:41.913
15 -	20.553	124.5	37.482	130.0	12.841	110.3	1:10.876	100.52	1.927	16:43:52.789
16 -	20.273	128.5	37.018	129.3	12.725	110.1	1:10.016	101.75	1.067	16:45:02.805
17 -	20.530	126.3	37.404	129.8	12.607	110.6	1:10.541	101.00	1.592	16:46:13.346

P12		88		Greg HOLLOWAY		Sinter LA12 - Scholar - SWB Motorsport				
LAP	SECTOR 1		SECTOR 2		SECTOR 3		LAP TIME	MPH	DIFF	TIME OF DAY
1 -		107.3	38.167	131.8	15.011	96.9	1:20.266	88.76	10.785	16:26:13.057
2 -	20.979	116.3	38.158	126.6	12.900	109.9	1:12.037	98.90	2.556	16:27:25.094
3 -	20.214	116.7	37.703	129.5	12.990	108.0	1:10.907	100.47	1.426	16:28:36.001
4 -	20.204	119.1	37.303	130.8	13.416	106.6	1:10.923	100.45	1.442	16:29:46.924
5 -	20.238	120.2	37.150	129.8	13.322	107.1	1:10.710	100.75	1.229	16:30:57.634
6 -	20.177	122.0	37.882	125.2	13.837	105.3	1:11.896	99.09	2.415	16:32:09.530
7 -	23.273	101.9	55.441	60.1	23.651	30.9	1:42.365	69.60	32.884	16:33:51.895
8 -	35.500	68.3	59.522	71.5	15.209	104.5	1:50.231	64.63	40.750	16:35:42.126
9 -	21.208	119.6	37.854	131.5	13.056	109.1	1:12.118	98.79	2.637	16:36:54.244
10 -	20.404	120.6	36.961	132.3	12.829	109.5	1:10.194	101.49	0.713	16:38:04.438
11 -	20.104	125.4	36.680	129.8	12.697	109.1	1:09.481 (1)	102.54		16:39:13.919
12 -	20.246	124.0	36.744	129.8	12.615	109.9	1:09.605 (2)	102.35	0.124	16:40:23.524
13 -	20.136	125.9	36.812	130.8	12.677	109.3	1:09.625 (3)	102.32	0.144	16:41:33.149
14 -	20.151	124.5	37.465	130.3	12.792	108.2	1:10.408	101.19	0.927	16:42:43.557
15 -	20.224	119.4	37.567	130.3	13.017	107.7	1:10.808	100.61	1.327	16:43:54.365
16 -	20.338	120.2	37.168	130.0	12.769	109.1	1:10.275	101.38	0.794	16:45:04.640
17 -	20.306	118.7	37.264	130.0	13.017	107.1	1:10.587	100.93	1.106	16:46:15.227

Weather / Track : Sunny / Dry

Donington Park National  
Circuit Length = 1.9790 miles  
Start: 16:24 Flag 16:45 End: 16:46

# 2014 Dunlop MSA Formula Ford Championship of Great Britain

## ROUND 4 - SECTOR ANALYSIS

SECTOR 1 = FL to I1, SECTOR 2 = I1 to I2, SECTOR 3 = I2 to FL, DIFF = Difference To Personal Best Lap

<b>P13</b>		<b>11 S</b>		<b>Ricky COLLARD</b>		Mygale M12-SJ - Swindon - Falcon Motorsport				
LAP	SECTOR 1		SECTOR 2		SECTOR 3		LAP TIME	MPH	DIFF	TIME OF DAY
1 -		128.5	37.574	132.8	12.527	113.8	1:16.018	93.72	8.813	16:26:08.809
2 -	19.916	128.5	36.575	132.6	11.931	113.8	1:08.422 (3)	104.12	1.217	16:27:17.231
3 -	<b>19.524</b>	<b>131.3</b>	35.763	132.8	<b>11.923</b>	<b>114.2</b>	1:07.210 (2)	106.00	0.005	16:28:24.441
4 -	19.542	129.8	<b>35.723</b>	<b>133.1</b>	11.940	113.2	<b>1:07.205 (1)</b>	<b>106.01</b>		<b>16:29:31.646</b>

# 2014 Dunlop MSA Formula Ford Championship of Great Britain

## ROUND 4 - BEST SPEEDS

POS	SECTOR 1			SECTOR 2			FINISH LINE		
	NO	NAME	MPH	NO	NAME	MPH	NO	NAME	MPH
1	2	Jayde KRUGER	135.2	1	Sam BRABHAM	134.7	1	Sam BRABHAM	115.4
2	26	Juan ROSSO	134.4	2	Jayde KRUGER	134.7	2	Jayde KRUGER	115.2
3	1	Sam BRABHAM	133.9	26	Juan ROSSO	134.7	6	Harrison SCOTT	115.2
4	18	Max MARSHALL	133.4	18	Max MARSHALL	134.2	18	Max MARSHALL	115.0
5	82	Connor MILLS	132.8	82	Connor MILLS	134.2	82	Connor MILLS	115.0
6	6	Harrison SCOTT	132.6	6	Harrison SCOTT	133.9	26	Juan ROSSO	114.6
7	74	James ABBOTT	131.8	74	James ABBOTT	133.9	11	Ricky COLLARD	114.2
8	11	Ricky COLLARD	131.3	11	Ricky COLLARD	133.1	23	Chris MEALIN	113.8
9	24	Ovie IRORO(G)	131.0	75	Bobby THOMPSON (G)	133.1	75	Bobby THOMPSON (G)	113.8
10	23	Chris MEALIN	130.8	17	James WEBB	132.6	74	James ABBOTT	113.6
11	75	Bobby THOMPSON (G)	129.3	23	Chris MEALIN	132.3	17	James WEBB	112.6
12	88	Greg HOLLOWAY	125.9	88	Greg HOLLOWAY	132.3	24	Ovie IRORO(G)	111.6
13	17	James WEBB	118.7	24	Ovie IRORO(G)	131.8	88	Greg HOLLOWAY	109.9

Weather / Track : Sunny / Dry

Results can be found at [www.tsl-timing.com](http://www.tsl-timing.com)

Donington Park National  
Circuit Length = 1.9790 miles  
Start: 16:24 Flag 16:45 End: 16:46

Printed - 16:46 Saturday, 19 April 2014

# 2014 Dunlop MSA Formula Ford Championship of Great Britain

## ROUND 4 - BEST SPEEDS

POS	SECTOR 1			SECTOR 2			FINISH LINE		
	NO	NAME	MPH	NO	NAME	MPH	NO	NAME	MPH
1	2	Jayde KRUGER	135.2	1	Sam BRABHAM	134.7	1	Sam BRABHAM	115.4
2	26	Juan ROSSO	134.4	2	Jayde KRUGER	134.7	2	Jayde KRUGER	115.2
3	1	Sam BRABHAM	133.9	26	Juan ROSSO	134.7	6	Harrison SCOTT	115.2
4	18	Max MARSHALL	133.4	18	Max MARSHALL	134.2	18	Max MARSHALL	115.0
5	82	Connor MILLS	132.8	82	Connor MILLS	134.2	82	Connor MILLS	115.0
6	6	Harrison SCOTT	132.6	6	Harrison SCOTT	133.9	26	Juan ROSSO	114.6
7	74	James ABBOTT	131.8	74	James ABBOTT	133.9	11	Ricky COLLARD	114.2
8	11	Ricky COLLARD	131.3	11	Ricky COLLARD	133.1	23	Chris MEALIN	113.8
9	24	Ovie IRORO(G)	131.0	75	Bobby THOMPSON (G)	133.1	75	Bobby THOMPSON (G)	113.8
10	23	Chris MEALIN	130.8	17	James WEBB	132.6	74	James ABBOTT	113.6
11	75	Bobby THOMPSON (G)	129.3	23	Chris MEALIN	132.3	17	James WEBB	112.6
12	88	Greg HOLLOWAY	125.9	88	Greg HOLLOWAY	132.3	24	Ovie IRORO(G)	111.6
13	17	James WEBB	118.7	24	Ovie IRORO(G)	131.8	88	Greg HOLLOWAY	109.9

Weather / Track : Sunny / Dry

Results can be found at [www.tsl-timing.com](http://www.tsl-timing.com)

Donington Park National  
Circuit Length = 1.9790 miles  
Start: 16:24 Flag 16:45 End: 16:46

Printed - 16:46 Saturday, 19 April 2014

# 2014 Dunlop MSA Formula Ford Championship of Great Britain

## ROUND 4 - LAP CHART

LAP 1			LAP 2			LAP 3			LAP 4			LAP 5		
NO	BEHIND	LAP TIME	NO	BEHIND	LAP TIME	NO	BEHIND	LAP TIME	NO	BEHIND	LAP TIME	NO	BEHIND	LAP TIME
<b>2</b>		1:11.936	<b>2</b>		1:07.401	<b>2</b>		1:06.925	<b>2</b>		1:06.772	<b>2</b>		1:06.780
<b>1</b>	0.356	1:12.292	<b>1</b>	0.401	1:07.446	<b>1</b>	0.419	1:06.943	<b>1</b>	0.495	1:06.848	<b>1</b>	0.541	1:06.826
<b>6</b>	0.729	1:12.665	<b>6</b>	0.785	1:07.457	<b>6</b>	0.786	1:06.926	<b>6</b>	0.817	1:06.803	<b>6</b>	0.848	1:06.811
<b>18</b>	1.308	1:13.244	<b>18</b>	1.468	1:07.561	<b>18</b>	1.496	1:06.953	<b>18</b>	1.364	1:06.640	<b>18</b>	1.236	1:06.652
<b>23</b>	2.086	1:14.022	<b>23</b>	2.668	1:07.983	<b>23</b>	3.736	1:07.993	<b>23</b>	5.207	1:08.243	<b>23</b>	7.637	1:09.210
<b>74</b>	3.305	1:15.241	<b>74</b>	3.491	1:07.587	<b>74</b>	4.045	1:07.479	<b>74</b>	5.215	1:07.942	<b>74</b>	7.958	1:09.523
<b>82</b>	3.668	1:15.604	<b>26</b>	4.478	1:07.953	<b>26</b>	5.073	1:07.520	<b>26</b>	5.486	1:07.185	<b>82</b>	8.996	1:08.156
<b>26</b>	3.926	1:15.862	<b>11</b>	5.103	1:08.422	<b>11</b>	5.388	1:07.210	<b>11</b>	5.821	1:07.205	<b>26</b>	9.183	1:10.477
<b>11</b>	4.082	1:16.018	<b>82</b>	5.687	1:09.420	<b>82</b>	6.652	1:07.890	<b>82</b>	7.620	1:07.740	<b>75</b>	14.369	1:08.683
<b>17</b>	4.876	1:16.812	<b>17</b>	7.173	1:09.698	<b>75</b>	10.419	1:09.870	<b>75</b>	12.466	1:08.819	<b>17</b>	17.827	1:10.218
<b>75</b>	5.174	1:17.110	<b>75</b>	7.474	1:09.701	<b>17</b>	11.097	1:10.849	<b>17</b>	14.389	1:10.064	<b>24</b>	21.320	1:09.857
<b>24</b>	7.117	1:19.053	<b>24</b>	10.631	1:10.915	<b>24</b>	14.556	1:10.850	<b>24</b>	18.243	1:10.459	<b>88</b>	25.029	1:10.710
<b>88</b>	8.330	1:20.266	<b>88</b>	12.966	1:12.037	<b>88</b>	16.948	1:10.907	<b>88</b>	21.099	1:10.923			

Weather / Track : Sunny / Dry

Donington Park National  
 Circuit Length = 1.9790 miles  
 Start: 16:24 Flag 16:45 End: 16:46

# 2014 Dunlop MSA Formula Ford Championship of Great Britain

## ROUND 4 - LAP CHART

LAP 6			LAP 7			LAP 8			LAP 9			LAP 10		
NO	BEHIND	LAP TIME	NO	BEHIND	LAP TIME	NO	BEHIND	LAP TIME	NO	BEHIND	LAP TIME	NO	BEHIND	LAP TIME
<b>1</b>		1:07.059	<b>2</b>		1:59.538	<b>2</b>		1:52.136	<b>2</b>		1:06.884	<b>2</b>		1:06.704
<b>2</b>	2.089	1:09.689	<b>1</b>	0.546	2:02.173	<b>1</b>	0.791	1:52.381	<b>1</b>	0.733	1:06.826	<b>1</b>	0.583	1:06.554
<b>6</b>	2.519	1:09.271	<b>6</b>	1.198	2:00.306	<b>6</b>	1.160	1:52.098	<b>6</b>	1.094	1:06.818	<b>6</b>	1.178	1:06.788
<b>18</b>	2.671	1:09.035	<b>18</b>	2.400	2:01.356	<b>18</b>	2.626	1:52.362	<b>23</b>	4.442	1:08.655	<b>74</b>	7.766	1:09.584
<b>23</b>	12.214	1:12.177	<b>23</b>	3.101	1:52.514	<b>23</b>	2.671	1:51.706	<b>74</b>	4.886	1:08.711	<b>18</b>	8.016	1:08.719
<b>74</b>	12.575	1:12.217	<b>74</b>	4.840	1:53.892	<b>74</b>	3.059	1:50.355	<b>82</b>	5.216	1:08.625	<b>23</b>	8.142	1:10.404
<b>82</b>	13.303	1:11.907	<b>82</b>	5.284	1:53.608	<b>82</b>	3.475	1:50.327	<b>26</b>	5.441	1:08.288	<b>26</b>	8.151	1:09.414
<b>26</b>	14.033	1:12.450	<b>26</b>	6.156	1:53.750	<b>26</b>	4.037	1:50.017	<b>18</b>	6.001	1:10.259	<b>82</b>	8.327	1:09.815
<b>75</b>	16.846	1:10.077	<b>75</b>	7.501	1:52.282	<b>75</b>	4.878	1:49.513	<b>75</b>	6.545	1:08.551	<b>75</b>	8.664	1:08.823
<b>17</b>	21.165	1:10.938	<b>17</b>	8.299	1:48.761	<b>17</b>	5.725	1:49.562	<b>17</b>	8.282	1:09.441	<b>17</b>	11.284	1:09.706
<b>24</b>	25.965	1:12.245	<b>24</b>	9.313	1:44.975	<b>24</b>	7.885	1:50.708	<b>24</b>	12.944	1:11.943	<b>24</b>	15.965	1:09.725
<b>88</b>	29.325	1:11.896	<b>88</b>	10.063	1:42.365	<b>88</b>	8.158	1:50.231	<b>88</b>	13.392	1:12.118	<b>88</b>	16.882	1:10.194

Weather / Track : Sunny / Dry

Results can be found at [www.tsl-timing.com](http://www.tsl-timing.com)

Page 2 of 4

Donington Park National  
 Circuit Length = 1.9790 miles  
 Start: 16:24 Flag 16:45 End: 16:46

Printed - 16:46 Saturday, 19 April 2014

# 2014 Dunlop MSA Formula Ford Championship of Great Britain

## ROUND 4 - LAP CHART

LAP 11			LAP 12			LAP 13			LAP 14			LAP 15		
NO	BEHIND	LAP TIME	NO	BEHIND	LAP TIME	NO	BEHIND	LAP TIME	NO	BEHIND	LAP TIME	NO	BEHIND	LAP TIME
<b>2</b>		1:06.806	<b>2</b>		1:06.991	<b>2</b>		1:06.610	<b>2</b>		1:06.478	<b>2</b>		1:06.685
<b>1</b>	0.362	1:06.585	<b>1</b>	0.454	1:07.083	<b>1</b>	0.506	1:06.662	<b>1</b>	0.569	1:06.541	<b>1</b>	0.704	1:06.820
<b>6</b>	1.727	1:07.355	<b>6</b>	1.718	1:06.982	<b>6</b>	1.754	1:06.646	<b>6</b>	2.025	1:06.749	<b>6</b>	2.427	1:07.087
<b>74</b>	8.762	1:07.802	<b>74</b>	9.078	1:07.307	<b>74</b>	9.538	1:07.070	<b>74</b>	10.226	1:07.166	<b>74</b>	10.849	1:07.308
<b>26</b>	8.894	1:07.549	<b>26</b>	10.095	1:08.192	<b>26</b>	10.566	1:07.081	<b>26</b>	11.141	1:07.053	<b>26</b>	11.634	1:07.178
<b>18</b>	9.120	1:07.910	<b>18</b>	10.343	1:08.214	<b>18</b>	10.849	1:07.116	<b>18</b>	11.573	1:07.202	<b>18</b>	12.215	1:07.327
<b>82</b>	10.667	1:09.146	<b>82</b>	11.245	1:07.569	<b>82</b>	12.359	1:07.724	<b>82</b>	13.568	1:07.687	<b>82</b>	15.162	1:08.279
<b>23</b>	11.444	1:10.108	<b>23</b>	12.442	1:07.989	<b>23</b>	13.513	1:07.681	<b>23</b>	14.935	1:07.900	<b>23</b>	16.932	1:08.682
<b>75</b>	11.647	1:09.789	<b>75</b>	13.072	1:08.416	<b>75</b>	14.509	1:08.047	<b>75</b>	15.941	1:07.910	<b>75</b>	17.667	1:08.411
<b>17</b>	14.249	1:09.771	<b>17</b>	17.275	1:10.017	<b>17</b>	20.650	1:09.985	<b>17</b>	24.289	1:10.117	<b>17</b>	28.041	1:10.437
<b>24</b>	18.108	1:08.949	<b>24</b>	20.333	1:09.216	<b>24</b>	23.577	1:09.854	<b>24</b>	27.472	1:10.373	<b>24</b>	31.663	1:10.876
<b>88</b>	19.557	1:09.481	<b>88</b>	22.171	1:09.605	<b>88</b>	25.186	1:09.625	<b>88</b>	29.116	1:10.408	<b>88</b>	33.239	1:10.808

Weather / Track : Sunny / Dry

Results can be found at [www.tsl-timing.com](http://www.tsl-timing.com)

Page 3 of 4

Donington Park National  
Circuit Length = 1.9790 miles  
Start: 16:24 Flag 16:45 End: 16:46

Printed - 16:46 Saturday, 19 April 2014



# 2014 Dunlop MSA Formula Ford Championship of Great Britain

## ROUND 4 - LAP CHART

LAP 16			LAP 17		
NO	BEHIND	LAP TIME	NO	BEHIND	LAP TIME
<b>2</b>		1:07.123	<b>2</b>		1:07.399
<b>1</b>	0.664	1:07.083	<b>1</b>	0.421	1:07.156
<b>6</b>	2.401	1:07.097	<b>6</b>	2.665	1:07.663
<b>74</b>	10.927	1:07.201	<b>74</b>	10.836	1:07.308
<b>26</b>	11.790	1:07.279	<b>26</b>	11.772	1:07.381
<b>18</b>	12.068	1:06.976	<b>18</b>	12.020	1:07.351
<b>82</b>	16.402	1:08.363	<b>82</b>	17.688	1:08.685
<b>23</b>	18.448	1:08.639	<b>23</b>	19.361	1:08.312
<b>75</b>	19.201	1:08.657	<b>75</b>	20.391	1:08.589
<b>17</b>	31.471	1:10.553	<b>17</b>	34.408	1:10.336
<b>24</b>	34.556	1:10.016	<b>24</b>	37.698	1:10.541
<b>88</b>	36.391	1:10.275	<b>88</b>	39.579	1:10.587

Weather / Track : Sunny / Dry

Results can be found at [www.tsl-timing.com](http://www.tsl-timing.com)

Page 4 of 4

Donington Park National  
Circuit Length = 1.9790 miles  
Start: 16:24 Flag 16:45 End: 16:46

Printed - 16:46 Saturday, 19 April 2014

# 2014 Dunlop MSA Formula Ford Championship of Great Britain

## ROUND 4 - POSITION CHART

No	Name	Lap																	
		Pos	1	2	3	4	5	6	7	8	9	10	11	12	13	14	15	16	17
2	KRUGER	1	2	2	2	2	2	1	2	2	2	2	2	2	2	2	2	2	2
1	BRABHAM	2	1	1	1	1	1	2	1	1	1	1	1	1	1	1	1	1	1
6	SCOTT	3	6	6	6	6	6	6	6	6	6	6	6	6	6	6	6	6	6
18	MARSHALL	4	18	18	18	18	18	18	18	18	23	74	74	74	74	74	74	74	74
26	ROSSO	5	23	23	23	23	23	23	23	23	74	18	26	26	26	26	26	26	26
74	ABBOTT	6	74	74	74	74	74	74	74	74	82	23	18	18	18	18	18	18	18
82	MILLS	7	82	26	26	26	82	82	82	82	26	26	82	82	82	82	82	82	82
23	MEALIN	8	26	11	11	11	26	26	26	26	18	82	23	23	23	23	23	23	23
75	THOMPSON (G)	9	11	82	82	82	75	75	75	75	75	75	75	75	75	75	75	75	75
17	WEBB	10	17	17	75	75	17	17	17	17	17	17	17	17	17	17	17	17	17
24	IRORO(G)	11	75	75	17	17	24	24	24	24	24	24	24	24	24	24	24	24	24
88	HOLLOWAY	12	24	24	24	24	88	88	88	88	88	88	88	88	88	88	88	88	88
11	COLLARD	13	88	88	88	88													

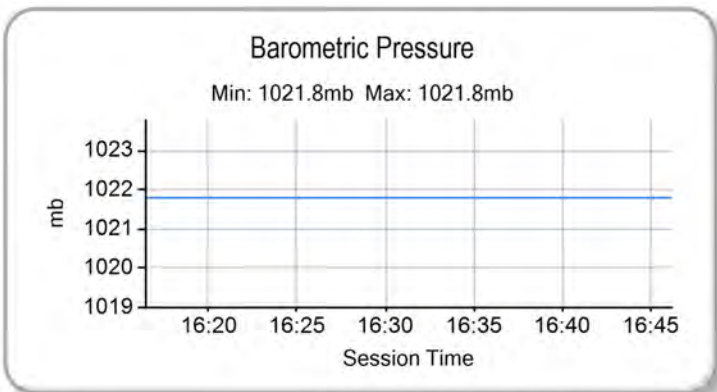
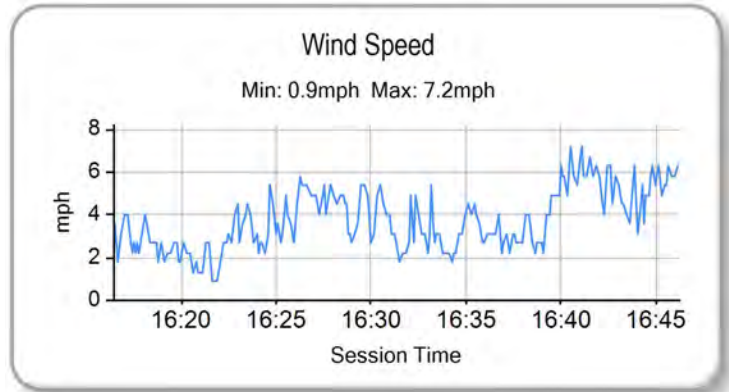
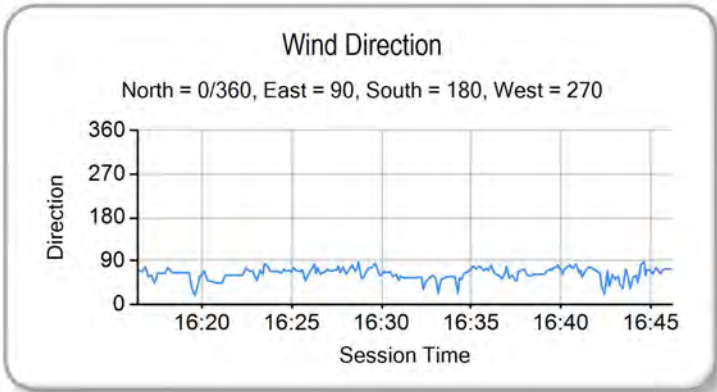
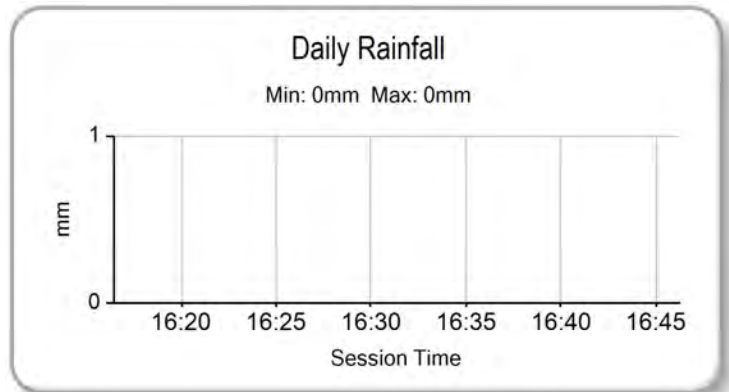
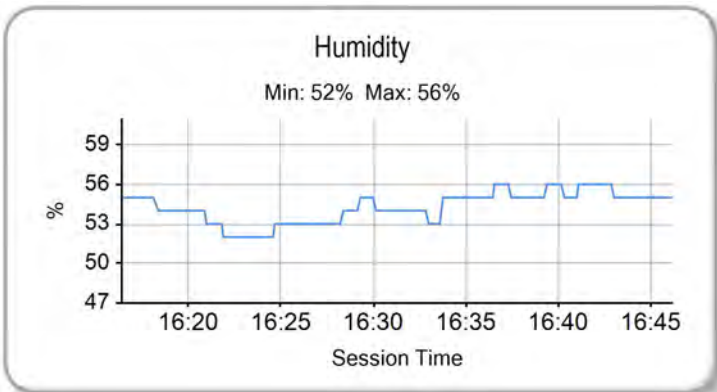
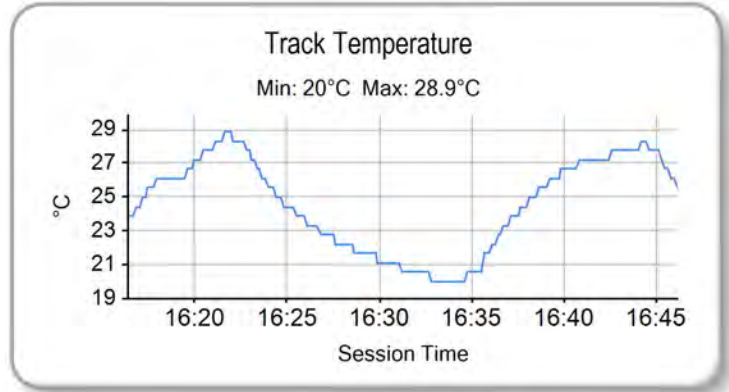
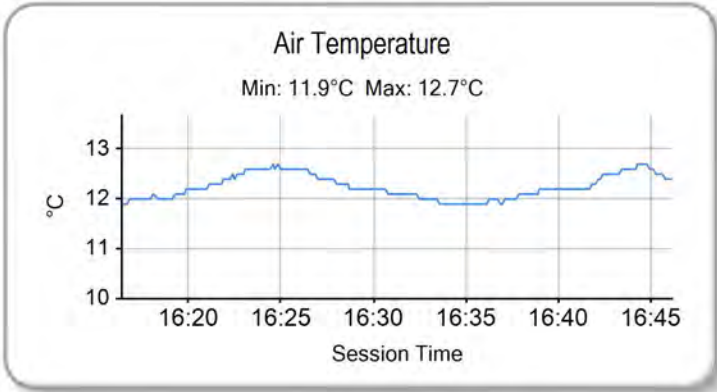
Weather / Track : Sunny / Dry

Results can be found at [www.tsl-timing.com](http://www.tsl-timing.com)

Donington Park National  
 Circuit Length = 1.9790 miles  
 Start: 16:24 Flag 16:45 End: 16:46

Printed - 16:47 Saturday, 19 April 2014

**2014 Dunlop MSA Formula Ford Championship of Great Britain**  
**ROUND 4 - WEATHER CONDITIONS**



Weather / Track : Sunny / Dry

Results can be found at [www.tsl-timing.com](http://www.tsl-timing.com)


Donington Park National  
 Circuit Length = 1.9790 miles  
 Start: 16:24 Flag 16:45 End: 16:46

Printed - 16:47 Saturday, 19 April 2014

# 2014 Dunlop MSA Formula Ford Championship of Great Britain

## ROUND 5 - GRID

ROW 7	13	<b>11</b> Ricky COLLARD	12	<b>88</b> Greg HOLLOWAY
ROW 6	11	<b>24</b> Ovie IRORO(G)	10	<b>17</b> James WEBB
ROW 5	9	<b>75</b> Bobby THOMPSON (G)	8	<b>23</b> Chris MEALIN
ROW 4	7	<b>82</b> Connor MILLS	6	<b>2</b> Jayde KRUGER
ROW 3	5	<b>1</b> Sam BRABHAM	4	<b>6</b> Harrison SCOTT
ROW 2	3	<b>74</b> James ABBOTT	2	<b>26</b> Juan ROSSO
ROW 1	1	<b>18</b> Max MARSHALL <b>Pole</b>		



Donington Park National  
Circuit Length = 1.9790 miles

**These results are provisional until the conclusion of any judicial and technical matters.**

Clerk Of Course :

Timekeeper :



# 2014 Dunlop MSA Formula Ford Championship of Great Britain

## ROUND 5 - CLASSIFICATION

POS	NO	CL	PIC NAME	NAT	ENTRY	LAPS	TIME	GAP	DIFF	MPH	BEST	ON
1	6		1 Harrison SCOTT	GBR	Mygale M13 SJ - Swindon - Falcon Motorsport	15	20:08.884			88.40	1:18.249	14
2	82	S	1 Connor MILLS	GBR	Mygale M12-SJ - Scholar - Meridian	15	20:13.392	4.508	4.508	88.07	1:18.495	14
3	26		2 Juan ROSSO	ARG	Mygale M13-SJ - Mountune - Radical Motorsport	15	20:19.940	11.056	6.548	87.60	1:19.792	15
4	74		3 James ABBOTT	GBR	Mygale M13-SJ - Mountune - Radical Motorsport	15	20:23.813	14.929	3.873	87.32	1:19.479	13
5	1		4 Sam BRABHAM	GBR	Mygale M12 SJ - Mountune - JTR	15	20:27.216	18.332	3.403	87.08	1:19.531	15
6	2		5 Jayde KRUGER	RSA	Mygale M12 SJ - Mountune - JTR	15	20:33.263	24.379	6.047	86.65	1:19.544	13
7	18		6 Max MARSHALL	GBR	Mygale M12 SJ - Mountune - JTR	15	20:43.930	35.046	10.667	85.91	1:21.065	14
8	75	S	2 Bobby THOMPSON (G)	GBR	Mygale M12-SJ - Scholar - Meridian	15	20:45.606	36.722	1.676	85.79	1:20.814	15
9	11	S	3 Ricky COLLARD	GBR	Mygale M12-SJ - Swindon - Falcon Motorsport	15	20:58.745	49.861	13.139	84.90	1:21.259	8
10	23	S	4 Chris MEALIN	GBR	Mygale M12-SJ - Swindon - Falcon Motorsport	15	21:04.362	55.478	5.617	84.52	1:22.173	13
11	17	S	5 James WEBB	GBR	Sinter LA12 - Scholar - SWB Motorsport	15	21:16.334	1:07.450	11.972	83.73	1:23.469	9
12	24	S	6 Ovie IRORO	NIG	Mygale M12-SJ - Scholar - Richardson Racing	14	20:47.929	1 Lap	1 Lap	79.92	1:26.420	5
13	88		7 Greg HOLLOWAY	AUS	Sinter LA12 - Scholar - SWB Motorsport	14	21:01.996	1 Lap	14.067	79.03	1:26.646	13

### FASTEST LAP

6			Harrison SCOTT	GBR	Mygale M13 SJ - Swindon - Falcon Motorsport	14	1:18.249		91.05 mph		146.53 kph
82	S		Connor MILLS	GBR	Mygale M12-SJ - Scholar - Meridian	14	1:18.495		90.76 mph		146.07 kph

Weather / Track : Cloudy / Damp

These results are provisional until the conclusion of any judicial and technical matters.

Donington Park National

Circuit Length = 1.9790 miles

Start: 10:48 Flag 11:08 End: 11:09

Clerk Of Course :

Timekeeper :

Results can be found at [www.tsl-timing.com](http://www.tsl-timing.com)

Printed - 11:10 Sunday, 20 April 2014

# 2014 Dunlop MSA Formula Ford Championship of Great Britain

## ROUND 5 - SECTOR ANALYSIS

SECTOR 1 = FL to I1, SECTOR 2 = I1 to I2, SECTOR 3 = I2 to FL, DIFF = Difference To Personal Best Lap

P1		6		Harrison SCOTT		Mygale M13 SJ - Swindon - Falcon Motorsport				
LAP	SECTOR 1		SECTOR 2		SECTOR 3		LAP TIME	MPH	DIFF	TIME OF DAY
1 -		99.5	45.807	124.9	14.089	105.2	1:29.054	80.00	10.805	10:49:29.429
2 -	24.194	105.3	44.834	125.4	13.598	105.5	1:22.626	86.22	4.377	10:50:52.055
3 -	23.590	110.5	44.494	126.3	13.757	106.4	1:21.841	87.05	3.592	10:52:13.896
4 -	24.154	105.5	43.802	126.6	13.459	106.9	1:21.415	87.51	3.166	10:53:35.311
5 -	23.671	103.0	43.765	126.6	13.333	107.5	1:20.769	88.21	2.520	10:54:56.080
6 -	23.248	106.8	43.012	127.0	13.082	106.9	1:19.342	89.79	1.093	10:56:15.422
7 -	23.261	110.1	42.881	<b>127.3</b>	13.089	107.1	1:19.231	89.92	0.982	10:57:34.653
8 -	23.851	109.8	43.561	126.1	13.216	107.3	1:20.628	88.36	2.379	10:58:55.281
9 -	23.186	109.2	42.557	126.3	13.228	106.9	1:18.971 (2)	90.21	0.722	11:00:14.252
10 -	23.283	110.5	42.633	126.6	13.199	106.2	1:19.115	90.05	0.866	11:01:33.367
11 -	23.551	108.9	42.827	127.0	13.072	107.1	1:19.450	89.67	1.201	11:02:52.817
12 -	23.477	109.1	43.574	124.5	13.075	106.9	1:20.126	88.91	1.877	11:04:12.943
13 -	23.107	109.6	42.858	126.8	13.101	<b>107.7</b>	1:19.066	90.11	0.817	11:05:32.009
<b>14 -</b>	<b>22.954</b>	<b>112.2</b>	<b>42.332</b>	<b>127.3</b>	<b>12.963</b>	107.5	<b>1:18.249 (1)</b>	<b>91.05</b>		<b>11:06:50.258</b>
15 -	23.106	111.2	42.655	126.6	13.240	104.3	1:19.001 (3)	90.18	0.752	11:08:09.259

P2		82 S		Connor MILLS		Mygale M12-SJ - Scholar - Meridian				
LAP	SECTOR 1		SECTOR 2		SECTOR 3		LAP TIME	MPH	DIFF	TIME OF DAY
1 -		97.9	46.579	122.6	14.533	105.7	1:30.936	78.34	12.441	10:49:31.311
2 -	24.287	104.3	44.830	123.3	14.260	105.0	1:23.377	85.45	4.882	10:50:54.688
3 -	23.936	106.0	43.396	126.3	13.842	106.9	1:21.174	87.77	2.679	10:52:15.862
4 -	24.166	103.4	44.690	125.4	13.993	106.6	1:22.849	85.99	4.354	10:53:38.711
5 -	23.839	108.5	43.505	125.6	14.129	105.5	1:21.473	87.44	2.978	10:55:00.184
6 -	23.735	112.9	44.168	124.5	13.442	105.9	1:21.345	87.58	2.850	10:56:21.529
7 -	23.108	111.2	42.885	<b>126.6</b>	13.270	106.8	1:19.263	89.88	0.768	10:57:40.792
8 -	23.276	110.3	42.754	125.9	13.118	<b>107.5</b>	1:19.148	90.01	0.653	10:58:59.940
9 -	23.241	112.9	42.714	125.4	13.129	106.9	1:19.084 (3)	90.08	0.589	11:00:19.024
10 -	23.535	95.7	42.853	126.3	13.111	106.8	1:19.499	89.61	1.004	11:01:38.523
11 -	23.194	111.4	43.167	124.7	13.111	106.4	1:19.472	89.64	0.977	11:02:57.995
12 -	<b>22.922</b>	<b>115.3</b>	42.649	125.6	13.024	<b>107.5</b>	1:18.595 (2)	90.65	0.100	11:04:16.590
13 -	23.432	105.3	43.087	126.3	<b>12.992</b>	<b>107.5</b>	1:19.511	89.60	1.016	11:05:36.101
<b>14 -</b>	23.041	113.5	<b>42.425</b>	126.1	13.029	105.3	<b>1:18.495 (1)</b>	<b>90.76</b>		<b>11:06:54.596</b>
15 -	23.174	113.9	42.851	126.1	13.146	106.8	1:19.171	89.99	0.676	11:08:13.767

P3		26		Juan ROSSO		Mygale M13-SJ - Mountune - Radical Motorsport				
LAP	SECTOR 1		SECTOR 2		SECTOR 3		LAP TIME	MPH	DIFF	TIME OF DAY
1 -		108.4	44.487	123.8	13.963	100.9	1:26.419	82.44	6.627	10:49:26.794
2 -	24.071	109.2	43.790	123.3	13.568	104.5	1:21.429	87.49	1.637	10:50:48.223
3 -	23.504	110.0	44.072	123.8	13.847	102.1	1:21.423	87.50	1.631	10:52:09.646
4 -	23.739	<b>115.1</b>	43.416	<b>125.4</b>	13.916	102.0	1:21.071	87.88	1.279	10:53:30.717
5 -	23.795	113.9	43.796	125.2	13.698	104.7	1:21.289	87.64	1.497	10:54:52.006
6 -	23.475	114.3	43.910	<b>125.4</b>	13.809	104.7	1:21.194	87.74	1.402	10:56:13.200
7 -	23.806	113.7	43.680	124.9	13.650	105.0	1:21.136	87.81	1.344	10:57:34.336
8 -	23.896	108.2	43.869	125.2	13.654	<b>105.9</b>	1:21.419	87.50	1.627	10:58:55.755
9 -	23.715	110.9	43.587	124.0	13.749	105.0	1:21.051	87.90	1.259	11:00:16.806
10 -	23.557	110.9	43.509	123.8	13.344	105.3	1:20.410 (2)	88.60	0.618	11:01:37.216
11 -	23.582	110.9	44.124	123.3	13.700	105.0	1:21.406	87.51	1.614	11:02:58.622
12 -	<b>23.445</b>	110.9	43.792	123.8	13.420	104.8	1:20.657	88.33	0.865	11:04:19.279
13 -	23.453	112.4	43.645	124.2	13.498	105.0	1:20.596 (3)	88.39	0.804	11:05:39.875
14 -	23.716	109.1	43.515	124.9	13.417	104.1	1:20.648	88.34	0.856	11:07:00.523
<b>15 -</b>	23.523	113.1	<b>42.964</b>	124.9	<b>13.305</b>	104.3	<b>1:19.792 (1)</b>	<b>89.29</b>		<b>11:08:20.315</b>

P4		74		James ABBOTT		Mygale M13-SJ - Mountune - Radical Motorsport				
LAP	SECTOR 1		SECTOR 2		SECTOR 3		LAP TIME	MPH	DIFF	TIME OF DAY
1 -		98.6	46.800	123.3	14.049	103.5	1:29.751	79.38	10.272	10:49:30.126
2 -	23.968	108.2	44.909	124.0	14.040	102.0	1:22.917	85.92	3.438	10:50:53.043
3 -	23.847	109.1	44.066	123.5	13.826	104.0	1:21.739	87.16	2.260	10:52:14.782
4 -	23.919	107.3	44.628	124.2	14.172	<b>104.8</b>	1:22.719	86.13	3.240	10:53:37.501
5 -	23.661	108.9	44.809	124.5	13.968	103.6	1:22.438	86.42	2.959	10:54:59.939

Weather / Track : Cloudy / Damp

Donington Park National  
Circuit Length = 1.9790 miles  
Start: 10:48 Flag 11:08 End: 11:09

# 2014 Dunlop MSA Formula Ford Championship of Great Britain

## ROUND 5 - SECTOR ANALYSIS

SECTOR 1 = FL to I1, SECTOR 2 = I1 to I2, SECTOR 3 = I2 to FL, DIFF = Difference To Personal Best Lap

6 -	23.691	<b>112.2</b>	44.472	123.1	13.924	104.1	1:22.087	86.79	2.608	10:56:22.026
7 -	23.527	112.0	43.669	124.5	13.782	101.5	1:20.978	87.98	1.499	10:57:43.004
8 -	23.580	108.2	43.604	124.7	13.365	103.6	1:20.549	88.45	1.070	10:59:03.553
9 -	23.489	105.8	43.555	123.8	13.199	104.0	1:20.243	88.78	0.764	11:00:23.796
10 -	23.408	110.7	43.925	121.7	13.459	103.5	1:20.792	88.18	1.313	11:01:44.588
11 -	23.958	105.8	43.265	124.0	13.236	103.6	1:20.459	88.54	0.980	11:03:05.047
12 -	23.515	109.8	43.243	124.2	13.110	103.6	1:19.868 (2)	89.20	0.389	11:04:24.915
<b>13 -</b>	<b>23.347</b>	<b>108.4</b>	<b>42.845</b>	<b>124.2</b>	<b>13.287</b>	<b>103.8</b>	<b>1:19.479 (1)</b>	<b>89.64</b>		<b>11:05:44.394</b>
14 -	23.646	106.5	43.153	<b>124.9</b>	<b>13.083</b>	103.6	1:19.882 (3)	89.18	0.403	11:07:04.276
15 -	<b>23.254</b>	111.6	43.545	124.7	13.113	<b>104.8</b>	1:19.912	89.15	0.433	11:08:24.188

P5		1		Sam BRABHAM		Mygale M12 SJ - Mountune - JTR				
LAP	SECTOR 1		SECTOR 2		SECTOR 3		LAP TIME	MPH	DIFF	TIME OF DAY
1 -		99.4	46.429	124.9	14.651	104.3	1:30.543	78.68	11.012	10:49:30.918
2 -	24.211	109.6	45.189	124.9	13.944	105.3	1:23.344	85.48	3.813	10:50:54.262
3 -	24.197	105.8	44.682	126.6	14.022	105.5	1:22.901	85.94	3.370	10:52:17.163
4 -	23.895	109.2	43.956	126.6	14.411	106.0	1:22.262	86.60	2.731	10:53:39.425
5 -	23.816	110.0	43.891	127.5	13.770	106.9	1:21.477	87.44	1.946	10:55:00.902
6 -	23.925	103.8	44.345	<b>128.3</b>	14.080	106.4	1:22.350	86.51	2.819	10:56:23.252
7 -	23.813	108.4	43.902	126.6	14.045	106.6	1:21.760	87.14	2.229	10:57:45.012
8 -	23.743	108.0	43.493	125.9	13.681	106.9	1:20.917	88.04	1.386	10:59:05.929
9 -	23.679	108.5	43.288	125.9	13.792	107.3	1:20.759	88.22	1.228	11:00:26.688
10 -	23.670	111.1	43.758	125.6	13.395	107.1	1:20.823	88.15	1.292	11:01:47.511
11 -	23.615	108.0	43.605	127.0	13.431	<b>107.5</b>	1:20.651	88.33	1.120	11:03:08.162
12 -	23.641	109.8	<b>42.918</b>	127.5	<b>13.127</b>	106.8	1:19.686 (2)	89.40	0.155	11:04:27.848
13 -	23.229	106.0	43.513	125.6	13.458	107.1	1:20.200	88.83	0.669	11:05:48.048
14 -	23.248	109.1	43.376	126.8	13.388	106.4	1:20.012 (3)	89.04	0.481	11:07:08.060
<b>15 -</b>	<b>23.163</b>	<b>113.1</b>	42.956	126.6	13.412	106.2	<b>1:19.531 (1)</b>	<b>89.58</b>		<b>11:08:27.591</b>

P6		2		Jayde KRUGER		Mygale M12 SJ - Mountune - JTR				
LAP	SECTOR 1		SECTOR 2		SECTOR 3		LAP TIME	MPH	DIFF	TIME OF DAY
1 -		103.4	45.628	124.7	14.139	104.3	1:28.362	80.62	8.818	10:49:28.737
2 -	24.507	101.0	46.060	123.5	14.242	105.3	1:24.809	84.00	5.265	10:50:53.546
3 -	24.278	102.6	43.754	126.6	13.899	106.2	1:21.931	86.95	2.387	10:52:15.477
4 -	24.399	102.4	44.632	126.1	13.916	106.0	1:22.947	85.89	3.403	10:53:38.424
5 -	24.253	103.5	44.205	126.8	13.562	106.6	1:22.020	86.86	2.476	10:55:00.444
6 -	23.990	103.5	44.487	126.8	13.840	106.0	1:22.317	86.55	2.773	10:56:22.761
7 -	23.765	107.0	43.838	124.9	13.546	106.2	1:21.149	87.79	1.605	10:57:43.910
8 -	30.821	95.0	43.846	125.4	13.379	106.2	1:28.046	80.91	8.502	10:59:11.956
9 -	23.623	<b>113.3</b>	43.329	125.9	13.470	105.7	1:20.422	88.59	0.878	11:00:32.378
10 -	23.452	109.8	43.886	126.8	13.486	<b>106.8</b>	1:20.824	88.15	1.280	11:01:53.202
11 -	24.104	105.6	43.238	127.0	13.343	105.7	1:20.685	88.30	1.141	11:03:13.887
12 -	23.744	107.2	43.278	<b>127.5</b>	13.223	106.2	1:20.245 (3)	88.78	0.701	11:04:34.132
<b>13 -</b>	<b>23.561</b>	<b>108.4</b>	<b>42.864</b>	<b>127.3</b>	<b>13.119</b>	<b>106.6</b>	<b>1:19.544 (1)</b>	<b>89.56</b>		<b>11:05:53.676</b>
14 -	23.424	111.4	43.089	126.6	13.178	106.4	1:19.691 (2)	89.40	0.147	11:07:13.367
15 -	<b>23.388</b>	104.3	43.856	125.6	<b>13.027</b>	106.2	1:20.271	88.75	0.727	11:08:33.638

P7		18		Max MARSHALL		Mygale M12 SJ - Mountune - JTR				
LAP	SECTOR 1		SECTOR 2		SECTOR 3		LAP TIME	MPH	DIFF	TIME OF DAY
1 -		108.0	45.014	124.0	13.839	102.0	1:27.040	81.85	5.975	10:49:27.415
2 -	24.338	108.7	45.235	123.3	13.928	104.0	1:23.501	85.32	2.436	10:50:50.916
3 -	23.879	<b>113.1</b>	45.147	124.2	13.955	104.7	1:22.981	85.85	1.916	10:52:13.897
4 -	23.938	107.3	45.455	124.9	13.939	105.3	1:23.332	85.49	2.267	10:53:37.229
5 -	<b>23.603</b>	107.2	45.104	123.8	13.942	104.0	1:22.649	86.20	1.584	10:54:59.878
6 -	23.890	110.0	44.736	<b>125.6</b>	13.757	106.0	1:22.383	86.48	1.318	10:56:22.261
7 -	23.953	108.9	44.118	123.3	13.893	<b>106.6</b>	1:21.964	86.92	0.899	10:57:44.225
8 -	27.461	106.5	44.508	123.8	13.681	102.3	1:25.650	83.18	4.585	10:59:09.875
9 -	23.729	111.8	44.004	124.2	13.841	105.2	1:21.574 (3)	87.33	0.509	11:00:31.449
10 -	23.954	111.1	<b>43.968</b>	124.0	13.629	104.3	1:21.551 (2)	87.36	0.486	11:01:53.000
11 -	24.828	107.8	44.445	125.2	14.143	103.5	1:23.416	85.41	2.351	11:03:16.416
12 -	24.061	105.0	45.107	123.1	13.857	105.7	1:23.025	85.81	1.960	11:04:39.441
13 -	23.691	110.1	44.391	123.8	13.651	105.0	1:21.733	87.16	0.668	11:06:01.174

Weather / Track : Cloudy / Damp

Donington Park National  
Circuit Length = 1.9790 miles  
Start: 10:48 Flag 11:08 End: 11:09

# 2014 Dunlop MSA Formula Ford Championship of Great Britain

## ROUND 5 - SECTOR ANALYSIS

SECTOR 1 = FL to I1, SECTOR 2 = I1 to I2, SECTOR 3 = I2 to FL, DIFF = Difference To Personal Best Lap

14 -	23.629	110.3	44.063	124.7	<b>13.373</b>	105.7	<b>1:21.065 (1)</b>	<b>87.88</b>		<b>11:07:22.239</b>
15 -	23.827	108.0	44.536	124.0	13.703	105.0	1:22.066	86.81	1.001	11:08:44.305

P8		75 S		Bobby THOMPSON (G)		Mygale M12-SJ - Scholar - Meridian				
LAP	SECTOR 1		SECTOR 2		SECTOR 3		LAP TIME	MPH	DIFF	TIME OF DAY
1 -		96.2	47.220	120.9	14.577	102.3	1:33.116	76.51	12.302	10:49:33.491
2 -	24.832	98.9	45.785	122.4	14.535	102.5	1:25.152	83.66	4.338	10:50:58.643
3 -	24.203	107.7	45.292	122.9	14.196	103.5	1:23.691	85.13	2.877	10:52:22.334
4 -	24.376	106.0	44.581	123.5	14.359	102.5	1:23.316	85.51	2.502	10:53:45.650
5 -	24.186	107.3	44.714	<b>124.2</b>	14.520	102.8	1:23.420	85.40	2.606	10:55:09.070
6 -	24.110	112.4	44.590	123.3	14.284	103.0	1:22.984	85.85	2.170	10:56:32.054
7 -	23.887	112.0	45.294	122.9	13.785	104.0	1:22.966	85.87	2.152	10:57:55.020
8 -	23.649	112.9	43.679	123.8	<b>13.510</b>	<b>104.1</b>	1:20.838 (2)	88.13	0.024	10:59:15.858
9 -	23.779	113.1	43.966	122.9	14.566	101.0	1:22.311	86.55	1.497	11:00:38.169
10 -	23.786	112.4	44.291	122.0	14.011	102.5	1:22.088	86.79	1.274	11:02:00.257
11 -	23.759	109.6	43.588	122.6	13.608	103.6	1:20.955 (3)	88.00	0.141	11:03:21.212
12 -	23.645	112.7	43.906	122.2	13.736	103.1	1:21.287	87.64	0.473	11:04:42.499
13 -	23.934	109.4	43.671	123.1	13.586	<b>104.1</b>	1:21.191	87.75	0.377	11:06:03.690
14 -	<b>23.561</b>	<b>114.5</b>	<b>43.248</b>	123.1	14.668	100.1	1:21.477	87.44	0.663	11:07:25.167
15 -	23.765	112.9	43.344	122.0	13.705	102.3	<b>1:20.814 (1)</b>	<b>88.16</b>		<b>11:08:45.981</b>

P9		11 S		Ricky COLLARD		Mygale M12-SJ - Swindon - Falcon Motorsport				
LAP	SECTOR 1		SECTOR 2		SECTOR 3		LAP TIME	MPH	DIFF	TIME OF DAY
1 -		100.3	47.036	123.1	14.487	<b>103.3</b>	1:31.846	77.57	10.587	10:49:32.221
2 -	24.721	101.8	45.383	121.3	13.864	102.3	1:23.968	84.84	2.709	10:50:56.189
3 -	24.054	105.3	44.910	<b>123.8</b>	14.983	101.8	1:23.947	84.87	2.688	10:52:20.136
4 -	24.324	103.5	45.520	120.2	14.256	101.7	1:24.100	84.71	2.841	10:53:44.236
5 -	24.392	101.0	45.563	122.4	14.133	101.8	1:24.088	84.72	2.829	10:55:08.324
6 -	24.161	109.2	44.696	122.6	13.996	101.8	1:22.853	85.99	1.594	10:56:31.177
7 -	24.133	105.6	44.974	123.1	13.704	102.3	1:22.811 (3)	86.03	1.552	10:57:53.988
8 -	<b>23.677</b>	106.1	<b>44.029</b>	122.6	<b>13.553</b>	102.6	<b>1:21.259 (1)</b>	<b>87.67</b>		<b>10:59:15.247</b>
9 -	23.829	111.8	44.429	122.9	14.348	100.2	1:22.606 (2)	86.24	1.347	11:00:37.853
10 -	23.825	<b>113.3</b>	44.671	119.6	14.879	99.9	1:23.375	85.45	2.116	11:02:01.228
11 -	24.103	106.5	45.113	121.5	14.356	101.2	1:23.572	85.25	2.313	11:03:24.800
12 -	24.557	106.3	44.800	121.5	14.224	99.4	1:23.581	85.24	2.322	11:04:48.381
13 -	24.419	106.6	45.050	122.2	14.198	99.4	1:23.667	85.15	2.408	11:06:12.048
14 -	24.597	101.9	45.175	121.1	13.774	103.0	1:23.546	85.27	2.287	11:07:35.594
15 -	24.337	112.0	45.133	122.4	14.056	99.6	1:23.526	85.29	2.267	11:08:59.120

P10		23 S		Chris MEALIN		Mygale M12-SJ - Swindon - Falcon Motorsport				
LAP	SECTOR 1		SECTOR 2		SECTOR 3		LAP TIME	MPH	DIFF	TIME OF DAY
1 -		95.3	48.188	116.9	15.093	100.9	1:34.176	75.65	12.003	10:49:34.551
2 -	24.951	98.1	45.664	121.7	14.408	103.6	1:25.023	83.79	2.850	10:50:59.574
3 -	24.471	105.5	45.709	120.4	13.970	<b>104.7</b>	1:24.150	84.66	1.977	10:52:23.724
4 -	24.282	104.8	46.067	119.8	13.879	102.1	1:24.228	84.58	2.055	10:53:47.952
5 -	24.353	105.6	45.499	119.4	14.045	102.8	1:23.897	84.92	1.724	10:55:11.849
6 -	24.802	104.0	45.401	120.9	14.249	103.1	1:24.452	84.36	2.279	10:56:36.301
7 -	24.515	106.1	45.325	122.0	14.141	103.3	1:23.981	84.83	1.808	10:58:00.282
8 -	25.030	105.3	45.294	120.2	13.762	104.3	1:24.086	84.73	1.913	10:59:24.368
9 -	24.395	107.3	45.045	121.5	13.912	104.5	1:23.352	85.47	1.179	11:00:47.720
10 -	24.304	111.1	44.391	<b>122.2</b>	13.794	103.1	1:22.489 (2)	86.37	0.316	11:02:10.209
11 -	24.714	104.5	44.789	121.3	<b>13.648</b>	104.5	1:23.151	85.68	0.978	11:03:33.360
12 -	24.352	105.8	45.120	120.6	14.026	103.6	1:23.498	85.32	1.325	11:04:56.858
13 -	<b>23.955</b>	<b>114.9</b>	<b>44.288</b>	120.9	13.930	103.5	<b>1:22.173 (1)</b>	<b>86.70</b>		<b>11:06:19.031</b>
14 -	24.324	103.7	44.425	120.6	13.869	100.9	1:22.618 (3)	86.23	0.445	11:07:41.649
15 -	24.267	106.1	44.801	121.5	14.020	94.0	1:23.088	85.74	0.915	11:09:04.737

P11		17 S		James WEBB		Sinter LA12 - Scholar - SWB Motorsport				
LAP	SECTOR 1		SECTOR 2		SECTOR 3		LAP TIME	MPH	DIFF	TIME OF DAY
1 -		88.7	47.823	119.8	14.870	102.1	1:34.757	75.18	11.288	10:49:35.132
2 -	25.520	91.0	46.589	120.6	14.502	102.8	1:26.611	82.26	3.142	10:51:01.743

Weather / Track : Cloudy / Damp

Donington Park National  
Circuit Length = 1.9790 miles  
Start: 10:48 Flag 11:08 End: 11:09



# 2014 Dunlop MSA Formula Ford Championship of Great Britain

## ROUND 5 - SECTOR ANALYSIS

SECTOR 1 = FL to I1, SECTOR 2 = I1 to I2, SECTOR 3 = I2 to FL, DIFF = Difference To Personal Best Lap

3 -	25.143	91.0	45.999	120.6	14.298	102.5	1:25.440	83.38	1.971	10:52:27.183
4 -	24.871	93.8	45.302	121.5	14.277	102.3	1:24.450	84.36	0.981	10:53:51.633
5 -	24.702	93.0	45.389	121.5	14.272	102.8	1:24.363	84.45	0.894	10:55:15.996
6 -	24.653	92.5	45.666	122.2	14.300	103.1	1:24.619	84.19	1.150	10:56:40.615
7 -	24.560	<b>95.8</b>	45.067	121.7	14.095	103.1	1:23.722	85.09	0.253	10:58:04.337
8 -	25.081	93.0	45.421	121.7	14.058	103.6	1:24.560	84.25	1.091	10:59:28.897
<b>9 -</b>	<b>24.451</b>	94.6	45.108	121.7	13.910	102.1	<b>1:23.469 (1)</b>	<b>85.35</b>		<b>11:00:52.366</b>
10 -	24.584	95.4	45.122	121.3	13.997	103.1	1:23.703 <b>(3)</b>	85.11	0.234	11:02:16.069
11 -	25.305	89.0	45.506	<b>122.6</b>	13.998	102.8	1:24.809	84.00	1.340	11:03:40.878
12 -	24.802	93.9	<b>44.953</b>	122.0	<b>13.909</b>	<b>104.0</b>	1:23.664 <b>(2)</b>	85.15	0.195	11:05:04.542
13 -	24.528	93.7	45.244	122.4	14.026	103.6	1:23.798	85.02	0.329	11:06:28.340
14 -	24.739	95.1	45.247	122.0	14.326	102.8	1:24.312	84.50	0.843	11:07:52.652
15 -	24.982	91.1	45.006	122.2	14.069	103.1	1:24.057	84.75	0.588	11:09:16.709

<b>P12</b>	<b>24 S</b>	<b>Ovie IRORO</b>	Mygale M12-SJ - Scholar - Richardson Racing							
------------	-------------	-------------------	---	--	--	--	--	--	--	--

LAP	SECTOR 1	SECTOR 2	SECTOR 3	LAP TIME	MPH	DIFF	TIME OF DAY			
1 -	83.2	48.119	119.4	14.684	102.1	1:36.857	73.55	10.437	10:49:37.232	
2 -	25.862	86.3	46.922	121.1	14.809	99.4	1:27.593	81.33	1.173	10:51:04.825
3 -	25.729	91.4	47.501	120.4	14.802	101.8	1:28.032	80.93	1.612	10:52:32.857
4 -	25.495	91.8	47.030	122.0	14.526	101.5	1:27.051 <b>(2)</b>	81.84	0.631	10:53:59.908
<b>5 -</b>	25.346	92.0	<b>46.775</b>	122.4	14.299	<b>103.3</b>	<b>1:26.420 (1)</b>	<b>82.44</b>		<b>10:55:26.328</b>
6 -	25.691	90.5	47.322	121.1	14.502	102.3	1:27.515	81.41	1.095	10:56:53.843
7 -	25.519	90.4	48.239	121.3	<b>14.293</b>	103.1	1:28.051	80.91	1.631	10:58:21.894
8 -	25.361	89.8	47.535	121.3	14.556	102.3	1:27.452	81.46	1.032	10:59:49.346
9 -	25.668	91.4	48.410	120.4	14.861	101.8	1:28.939	80.10	2.519	11:01:18.285
10 -	25.902	91.3	47.239	120.9	14.885	101.3	1:28.026	80.93	1.606	11:02:46.311
11 -	25.818	92.0	47.935	118.9	14.338	102.3	1:28.091	80.87	1.671	11:04:14.402
12 -	<b>25.305</b>	<b>93.4</b>	47.287	<b>123.1</b>	14.569	98.2	1:27.161 <b>(3)</b>	81.74	0.741	11:05:41.563
13 -	25.954	90.4	48.576	121.5	14.414	102.6	1:28.944	80.10	2.524	11:07:10.507
14 -	25.646	86.8	56.448	103.7	15.703	92.3	1:37.797	72.85	11.377	11:08:48.304

<b>P13</b>	<b>88</b>	<b>Greg HOLLOWAY</b>	Sinter LA12 - Scholar - SWB Motorsport							
------------	-----------	----------------------	--	--	--	--	--	--	--	--

LAP	SECTOR 1	SECTOR 2	SECTOR 3	LAP TIME	MPH	DIFF	TIME OF DAY			
1 -	89.5	49.141	108.7	15.875	96.6	1:38.353	72.43	11.707	10:49:38.728	
2 -	25.829	89.0	48.008	116.7	14.965	98.2	1:28.802	80.23	2.156	10:51:07.530
3 -	25.774	92.1	48.261	119.4	15.314	99.6	1:29.349	79.73	2.703	10:52:36.879
4 -	25.618	93.9	47.925	118.3	14.355	100.1	1:27.898	81.05	1.252	10:54:04.777
5 -	25.241	96.4	56.926	108.9	15.509	99.8	1:37.676	72.94	11.030	10:55:42.453
6 -	24.923	<b>97.6</b>	58.092	121.1	16.356	89.4	1:39.371	71.69	12.725	10:57:21.824
7 -	25.732	95.3	47.127	120.6	14.313	102.0	1:27.172 <b>(3)</b>	81.73	0.526	10:58:48.996
8 -	<b>24.741</b>	96.4	47.556	110.3	14.909	101.3	1:27.206	81.69	0.560	11:00:16.202
9 -	26.127	89.3	47.132	120.9	<b>14.010</b>	<b>102.5</b>	1:27.269	81.64	0.623	11:01:43.471
10 -	25.748	85.5	47.373	117.7	15.985	90.6	1:29.106	79.95	2.460	11:03:12.577
11 -	26.975	89.9	47.729	<b>121.7</b>	14.375	100.9	1:29.079	79.98	2.433	11:04:41.656
12 -	26.140	88.7	46.602	120.9	14.465	100.5	1:27.207	81.69	0.561	11:06:08.863
<b>13 -</b>	25.330	94.1	<b>46.486</b>	121.5	14.830	97.6	<b>1:26.646 (1)</b>	<b>82.22</b>		<b>11:07:35.509</b>
14 -	25.780	94.7	46.737	120.6	14.345	101.0	1:26.862 <b>(2)</b>	82.02	0.216	11:09:02.371

# 2014 Dunlop MSA Formula Ford Championship of Great Britain

## ROUND 5 - BEST SPEEDS

POS	SECTOR 1			SECTOR 2			FINISH LINE		
	NO	NAME	MPH	NO	NAME	MPH	NO	NAME	MPH
1	82	Connor MILLS	115.3	1	Sam BRABHAM	128.3	6	Harrison SCOTT	107.7
2	26	Juan ROSSO	115.1	2	Jayde KRUGER	127.5	1	Sam BRABHAM	107.5
3	23	Chris MEALIN	114.9	6	Harrison SCOTT	127.3	82	Connor MILLS	107.5
4	75	Bobby THOMPSON (G)	114.5	82	Connor MILLS	126.6	2	Jayde KRUGER	106.8
5	2	Jayde KRUGER	113.3	18	Max MARSHALL	125.6	18	Max MARSHALL	106.6
6	11	Ricky COLLARD	113.3	26	Juan ROSSO	125.4	26	Juan ROSSO	105.9
7	1	Sam BRABHAM	113.1	74	James ABBOTT	124.9	74	James ABBOTT	104.8
8	18	Max MARSHALL	113.1	75	Bobby THOMPSON (G)	124.2	23	Chris MEALIN	104.7
9	6	Harrison SCOTT	112.2	11	Ricky COLLARD	123.8	75	Bobby THOMPSON (G)	104.1
10	74	James ABBOTT	112.2	24	Ovie IRORO	123.1	17	James WEBB	104.0
11	88	Greg HOLLOWAY	97.6	17	James WEBB	122.6	11	Ricky COLLARD	103.3
12	17	James WEBB	95.8	23	Chris MEALIN	122.2	24	Ovie IRORO	103.3
13	24	Ovie IRORO	93.4	88	Greg HOLLOWAY	121.7	88	Greg HOLLOWAY	102.5

Weather / Track : Cloudy / Damp

Results can be found at [www.tsl-timing.com](http://www.tsl-timing.com)

Donington Park National  
Circuit Length = 1.9790 miles  
Start: 10:48 Flag 11:08 End: 11:09

Printed - 11:09 Sunday, 20 April 2014

# 2014 Dunlop MSA Formula Ford Championship of Great Britain

## ROUND 5 - BEST SECTORS

SECTOR 1			SECTOR 2			SECTOR 3			IDEAL / BEST COMPARISON						
POS	NO	NAME	TIME	NO	NAME	TIME	NO	NAME	TIME	POS	NO	NAME	IDEAL	BEST	DIFF
1	82	MILLS	22.922	6	SCOTT	42.332	6	SCOTT	12.963						
2	6	SCOTT	22.954	82	MILLS	42.425	82	MILLS	12.992	1	6	SCOTT	1:18.249	1:18.249	0.000
3	1	BRABHAM	23.163	74	ABBOTT	42.845	2	KRUGER	13.027	2	82	MILLS	1:18.339	1:18.495	0.156
4	74	ABBOTT	23.254	2	KRUGER	42.864	74	ABBOTT	13.083	3	74	ABBOTT	1:19.182	1:19.479	0.297
5	2	KRUGER	23.388	1	BRABHAM	42.918	1	BRABHAM	13.127	4	1	BRABHAM	1:19.208	1:19.531	0.323
6	26	ROSSO	23.445	26	ROSSO	42.964	26	ROSSO	13.305	5	2	KRUGER	1:19.279	1:19.544	0.265
7	75	THOMPSON (G)	23.561	75	THOMPSON (G)	43.248	18	MARSHALL	13.373	6	26	ROSSO	1:19.714	1:19.792	0.078
8	18	MARSHALL	23.603	18	MARSHALL	43.968	75	THOMPSON (G)	13.510	7	75	THOMPSON (G)	1:20.319	1:20.814	0.495
9	11	COLLARD	23.677	11	COLLARD	44.029	11	COLLARD	13.553	8	18	MARSHALL	1:20.944	1:21.065	0.121
10	23	MEALIN	23.955	23	MEALIN	44.288	23	MEALIN	13.648	9	11	COLLARD	1:21.259	1:21.259	0.000
11	17	WEBB	24.451	17	WEBB	44.953	17	WEBB	13.909	10	23	MEALIN	1:21.891	1:22.173	0.282
12	88	HOLLOWAY	24.741	88	HOLLOWAY	46.486	88	HOLLOWAY	14.010	11	17	WEBB	1:23.313	1:23.469	0.156
13	24	IRORO	25.305	24	IRORO	46.775	24	IRORO	14.293	12	88	HOLLOWAY	1:25.237	1:26.646	1.409
										13	24	IRORO	1:26.373	1:26.420	0.047

Weather / Track : Cloudy / Damp

Results can be found at [www.tsl-timing.com](http://www.tsl-timing.com)

Donington Park National  
 Circuit Length = 1.9790 miles  
 Start: 10:48 Flag 11:08 End: 11:09

Printed - 11:09 Sunday, 20 April 2014

# 2014 Dunlop MSA Formula Ford Championship of Great Britain

## ROUND 5 - LAP CHART

LAP 1			LAP 2			LAP 3			LAP 4			LAP 5		
NO	BEHIND	LAP TIME	NO	BEHIND	LAP TIME	NO	BEHIND	LAP TIME	NO	BEHIND	LAP TIME	NO	BEHIND	LAP TIME
<b>26</b>		1:26.419	<b>26</b>		1:21.429	<b>26</b>		1:21.423	<b>26</b>		1:21.071	<b>26</b>		1:21.289
<b>18</b>	0.621	1:27.040	<b>18</b>	2.693	1:23.501	<b>6</b>	4.250	1:21.841	<b>6</b>	4.594	1:21.415	<b>6</b>	4.074	1:20.769
<b>2</b>	1.943	1:28.362	<b>6</b>	3.832	1:22.626	<b>18</b>	4.251	1:22.981	<b>18</b>	6.512	1:23.332	<b>18</b>	7.872	1:22.649
<b>6</b>	2.635	1:29.054	<b>74</b>	4.820	1:22.917	<b>74</b>	5.136	1:21.739	<b>74</b>	6.784	1:22.719	<b>74</b>	7.933	1:22.438
<b>74</b>	3.332	1:29.751	<b>2</b>	5.323	1:24.809	<b>2</b>	5.831	1:21.931	<b>2</b>	7.707	1:22.947	<b>82</b>	8.178	1:21.473
<b>1</b>	4.124	1:30.543	<b>1</b>	6.039	1:23.344	<b>82</b>	6.216	1:21.174	<b>82</b>	7.994	1:22.849	<b>2</b>	8.438	1:22.020
<b>82</b>	4.517	1:30.936	<b>82</b>	6.465	1:23.377	<b>1</b>	7.517	1:22.901	<b>1</b>	8.708	1:22.262	<b>1</b>	8.896	1:21.477
<b>11</b>	5.427	1:31.846	<b>11</b>	7.966	1:23.968	<b>11</b>	10.490	1:23.947	<b>11</b>	13.519	1:24.100	<b>11</b>	16.318	1:24.088
<b>75</b>	6.697	1:33.116	<b>75</b>	10.420	1:25.152	<b>75</b>	12.688	1:23.691	<b>75</b>	14.933	1:23.316	<b>75</b>	17.064	1:23.420
<b>23</b>	7.757	1:34.176	<b>23</b>	11.351	1:25.023	<b>23</b>	14.078	1:24.150	<b>23</b>	17.235	1:24.228	<b>23</b>	19.843	1:23.897
<b>17</b>	8.338	1:34.757	<b>17</b>	13.520	1:26.611	<b>17</b>	17.537	1:25.440	<b>17</b>	20.916	1:24.450	<b>17</b>	23.990	1:24.363
<b>24</b>	10.438	1:36.857	<b>24</b>	16.602	1:27.593	<b>24</b>	23.211	1:28.032	<b>24</b>	29.191	1:27.051	<b>24</b>	34.322	1:26.420
<b>88</b>	11.934	1:38.353	<b>88</b>	19.307	1:28.802	<b>88</b>	27.233	1:29.349	<b>88</b>	34.060	1:27.898	<b>88</b>	50.447	1:37.676

Weather / Track : Cloudy / Damp

Donington Park National  
 Circuit Length = 1.9790 miles  
 Start: 10:48 Flag 11:08 End: 11:09

# 2014 Dunlop MSA Formula Ford Championship of Great Britain

## ROUND 5 - LAP CHART

LAP 6			LAP 7			LAP 8			LAP 9			LAP 10		
NO	BEHIND	LAP TIME	NO	BEHIND	LAP TIME	NO	BEHIND	LAP TIME	NO	BEHIND	LAP TIME	NO	BEHIND	LAP TIME
<b>26</b>		1:21.194	<b>26</b>		1:21.136	<b>6</b>		1:20.628	<b>6</b>		1:18.971	<b>6</b>		1:19.115
<b>6</b>	2.222	1:19.342	<b>6</b>	0.317	1:19.231	<b>26</b>	0.474	1:21.419	<b>88</b>	1 Lap	1:27.206	<b>26</b>	3.849	1:20.410
<b>82</b>	8.329	1:21.345	<b>82</b>	6.456	1:19.263	<b>82</b>	4.659	1:19.148	<b>26</b>	2.554	1:21.051	<b>82</b>	5.156	1:19.499
<b>74</b>	8.826	1:22.087	<b>74</b>	8.668	1:20.978	<b>74</b>	8.272	1:20.549	<b>82</b>	4.772	1:19.084	<b>88</b>	1 Lap	1:27.269
<b>18</b>	9.061	1:22.383	<b>2</b>	9.574	1:21.149	<b>1</b>	10.648	1:20.917	<b>74</b>	9.544	1:20.243	<b>74</b>	11.221	1:20.792
<b>2</b>	9.561	1:22.317	<b>18</b>	9.889	1:21.964	<b>18</b>	14.594	1:25.650	<b>1</b>	12.436	1:20.759	<b>1</b>	14.144	1:20.823
<b>1</b>	10.052	1:22.350	<b>1</b>	10.676	1:21.760	<b>2</b>	16.675	1:28.046	<b>18</b>	17.197	1:21.574	<b>18</b>	19.633	1:21.551
<b>11</b>	17.977	1:22.853	<b>11</b>	19.652	1:22.811	<b>11</b>	19.966	1:21.259	<b>2</b>	18.126	1:20.422	<b>2</b>	19.835	1:20.824
<b>75</b>	18.854	1:22.984	<b>75</b>	20.684	1:22.966	<b>75</b>	20.577	1:20.838	<b>11</b>	23.601	1:22.606	<b>75</b>	26.890	1:22.088
<b>23</b>	23.101	1:24.452	<b>23</b>	25.946	1:23.981	<b>23</b>	29.087	1:24.086	<b>75</b>	23.917	1:22.311	<b>11</b>	27.861	1:23.375
<b>17</b>	27.415	1:24.619	<b>17</b>	30.001	1:23.722	<b>17</b>	33.616	1:24.560	<b>23</b>	33.468	1:23.352	<b>23</b>	36.842	1:22.489
<b>24</b>	40.643	1:27.515	<b>24</b>	47.558	1:28.051	<b>24</b>	54.065	1:27.452	<b>17</b>	38.114	1:23.469	<b>17</b>	42.702	1:23.703
<b>88</b>	1:08.624	1:39.371	<b>88</b>	1:14.660	1:27.172				<b>24</b>	1:04.033	1:28.939	<b>24</b>	1:12.944	1:28.026

Weather / Track : Cloudy / Damp

Donington Park National  
 Circuit Length = 1.9790 miles  
 Start: 10:48 Flag 11:08 End: 11:09

# 2014 Dunlop MSA Formula Ford Championship of Great Britain

## ROUND 5 - LAP CHART

LAP 11			LAP 12			LAP 13			LAP 14			LAP 15		
NO	BEHIND	LAP TIME	NO	BEHIND	LAP TIME	NO	BEHIND	LAP TIME	NO	BEHIND	LAP TIME	NO	BEHIND	LAP TIME
<b>6</b>		1:19.450	<b>6</b>		1:20.126	<b>6</b>		1:19.066	<b>6</b>		1:18.249	<b>6</b>		1:19.001
<b>82</b>	5.178	1:19.472	<b>24</b>	1 Lap	1:28.091	<b>82</b>	4.092	1:19.511	<b>82</b>	4.338	1:18.495	<b>82</b>	4.508	1:19.171
<b>26</b>	5.805	1:21.406	<b>82</b>	3.647	1:18.595	<b>26</b>	7.866	1:20.596	<b>26</b>	10.265	1:20.648	<b>26</b>	11.056	1:19.792
<b>74</b>	12.230	1:20.459	<b>26</b>	6.336	1:20.657	<b>24</b>	1 Lap	1:27.161	<b>74</b>	14.018	1:19.882	<b>74</b>	14.929	1:19.912
<b>1</b>	15.345	1:20.651	<b>74</b>	11.972	1:19.868	<b>74</b>	12.385	1:19.479	<b>1</b>	17.802	1:20.012	<b>1</b>	18.332	1:19.531
<b>88</b>	1 Lap	1:29.106	<b>1</b>	14.905	1:19.686	<b>1</b>	16.039	1:20.200	<b>24</b>	1 Lap	1:28.944	<b>2</b>	24.379	1:20.271
<b>2</b>	21.070	1:20.685	<b>2</b>	21.189	1:20.245	<b>2</b>	21.667	1:19.544	<b>2</b>	23.109	1:19.691	<b>18</b>	35.046	1:22.066
<b>18</b>	23.599	1:23.416	<b>18</b>	26.498	1:23.025	<b>18</b>	29.165	1:21.733	<b>18</b>	31.981	1:21.065	<b>75</b>	36.722	1:20.814
<b>75</b>	28.395	1:20.955	<b>88</b>	1 Lap	1:29.079	<b>75</b>	31.681	1:21.191	<b>75</b>	34.909	1:21.477	<b>24</b>	1 Lap	1:37.797
<b>11</b>	31.983	1:23.572	<b>75</b>	29.556	1:21.287	<b>88</b>	1 Lap	1:27.207	<b>88</b>	1 Lap	1:26.646	<b>11</b>	49.861	1:23.526
<b>23</b>	40.543	1:23.151	<b>11</b>	35.438	1:23.581	<b>11</b>	40.039	1:23.667	<b>11</b>	45.336	1:23.546	<b>88</b>	1 Lap	1:26.862
<b>17</b>	48.061	1:24.809	<b>23</b>	43.915	1:23.498	<b>23</b>	47.022	1:22.173	<b>23</b>	51.391	1:22.618	<b>23</b>	55.478	1:23.088
			<b>17</b>	51.599	1:23.664	<b>17</b>	56.331	1:23.798	<b>17</b>	1:02.394	1:24.312	<b>17</b>	1:07.450	1:24.057

Weather / Track : Cloudy / Damp

Donington Park National  
 Circuit Length = 1.9790 miles  
 Start: 10:48 Flag 11:08 End: 11:09

# 2014 Dunlop MSA Formula Ford Championship of Great Britain

## ROUND 5 - POSITION CHART

No	Name	Lap															
		Pos	1	2	3	4	5	6	7	8	9	10	11	12	13	14	15
18	MARSHALL	1	26	26	26	26	26	26	26	6	6	6	6	6	6	6	6
26	ROSSO	2	18	18	6	6	6	6	6	26	26	26	82	82	82	82	82
74	ABBOTT	3	2	6	18	18	18	82	82	82	82	82	26	26	26	26	26
6	SCOTT	4	6	74	74	74	74	74	74	74	74	74	74	74	74	74	74
1	BRABHAM	5	74	2	2	2	82	18	2	1	1	1	1	1	1	1	1
2	KRUGER	6	1	1	82	82	2	2	18	18	18	18	2	2	2	2	2
82	MILLS	7	82	82	1	1	1	1	1	2	2	2	18	18	18	18	18
23	MEALIN	8	11	11	11	11	11	11	11	11	11	75	75	75	75	75	75
75	THOMPSON (G)	9	75	75	75	75	75	75	75	75	75	11	11	11	11	11	11
17	WEBB	10	23	23	23	23	23	23	23	23	23	23	23	23	23	23	23
24	IRORO	11	17	17	17	17	17	17	17	17	17	17	17	17	17	17	17
88	HOLLOWAY	12	24	24	24	24	24	24	24	24	24	24	24	24	24	24	24
11	COLLARD	13	88	88	88	88	88	88	88	88	88	88	88	88	88	88	88

Weather / Track : Cloudy / Damp

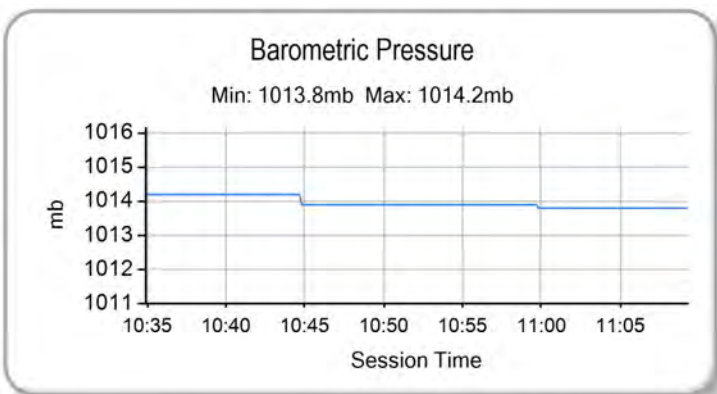
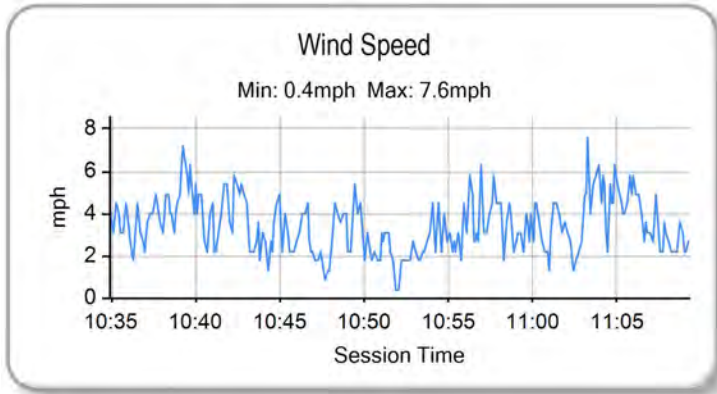
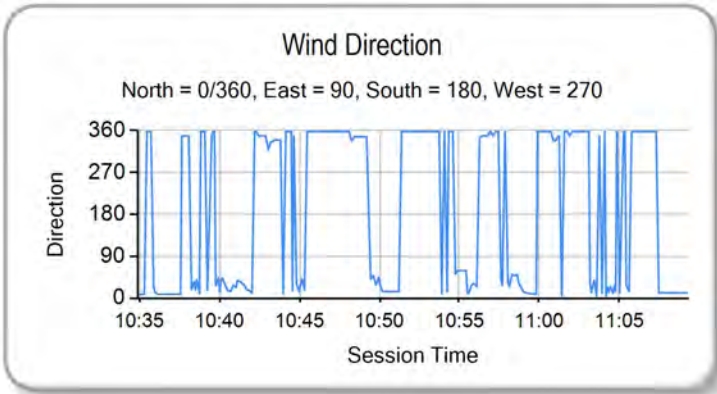
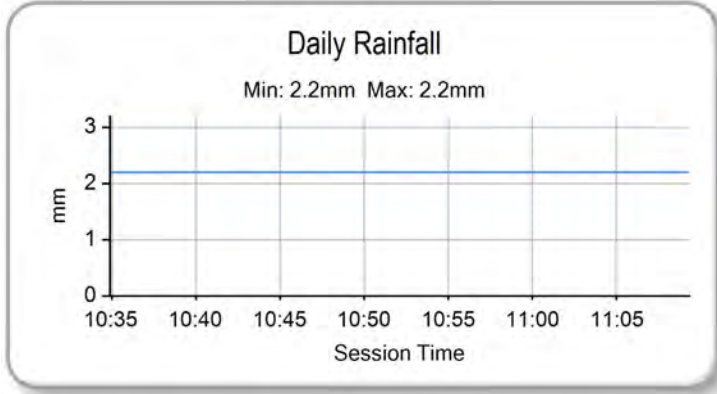
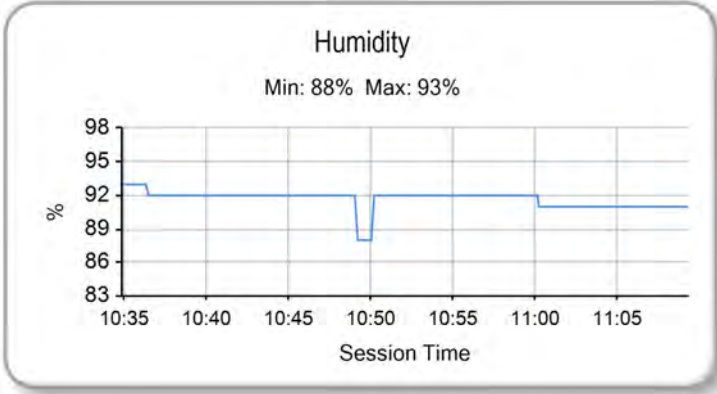
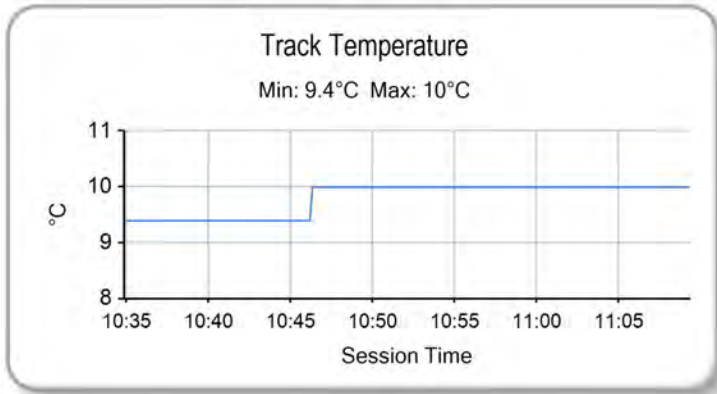
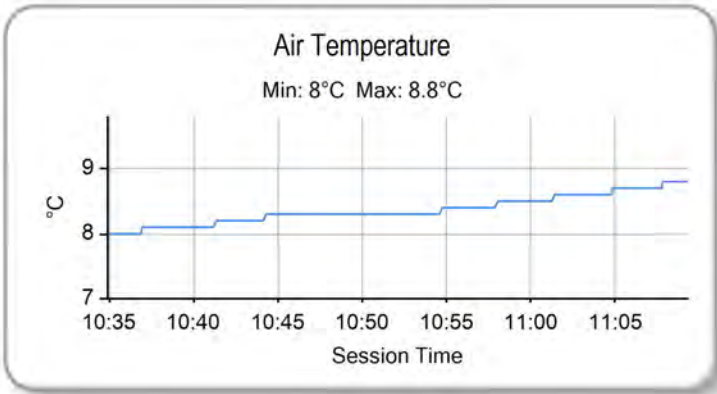
Results can be found at [www.tsl-timing.com](http://www.tsl-timing.com)

Donington Park National  
 Circuit Length = 1.9790 miles  
 Start: 10:48 Flag 11:08 End: 11:09

Printed - 11:10 Sunday, 20 April 2014

# 2014 Dunlop MSA Formula Ford Championship of Great Britain

## ROUND 5 - WEATHER CONDITIONS



Weather / Track : Cloudy / Damp

Results can be found at [www.tsl-timing.com](http://www.tsl-timing.com)

Donington Park National  
 Circuit Length = 1.9790 miles  
 Start: 10:48 Flag 11:08 End: 11:09

Printed - 11:12 Sunday, 20 April 2014





# 2014 Dunlop MSA Formula Ford Championship of Great Britain

## ROUND 6 - CLASSIFICATION

POS	NO	CL	PIC NAME	NAT	ENTRY	LAPS	TIME	GAP	DIFF	MPH	BEST	ON
1	2		1 Jayde KRUGER	RSA	Mygale M12 SJ - Mountune - JTR	18	20:43.414			103.13	1:07.328	7
2	18		2 Max MARSHALL	GBR	Mygale M12 SJ - Mountune - JTR	18	20:45.458	2.044	2.044	102.96	1:07.784	5
3	26		3 Juan ROSSO	ARG	Mygale M13-SJ - Mountune - Radical Motorsport	18	20:47.485	4.071	2.027	102.80	1:07.940	7
4	82	S	1 Connor MILLS	GBR	Mygale M12-SJ - Scholar - Meridian	18	20:57.482	14.068	9.997	101.98	1:08.862	7
5	75	S	2 Bobby THOMPSON (G)	GBR	Mygale M12-SJ - Scholar - Meridian	18	21:02.414	19.000	4.932	101.58	1:08.915	15
6	23	S	3 Chris MEALIN	GBR	Mygale M12-SJ - Swindon - Falcon Motorsport	18	21:11.917	28.503	9.503	100.82	1:08.600	4
7	17	S	4 James WEBB	GBR	Sinter LA12 - Scholar - SWB Motorsport	18	21:34.482	51.068	22.565	99.06	1:10.855	5
8	74		4 James ABBOTT	GBR	Mygale M13-SJ - Mountune - Radical Motorsport	18	21:35.986	52.572	1.504	98.95	1:07.910	6
9	88		5 Greg HOLLOWAY	AUS	Sinter LA12 - Scholar - SWB Motorsport	17	21:47.051	1 Lap	1 Lap	92.66	1:11.588	5

### NOT CLASSIFIED

DNF	6		Harrison SCOTT	GBR	Mygale M13 SJ - Swindon - Falcon Motorsport	7	7:59.703	11 Laps	10 Laps	103.96	1:07.173	7
DNF	11	S	Ricky COLLARD	GBR	Mygale M12-SJ - Swindon - Falcon Motorsport	6	7:00.446	12 Laps	1 Lap	101.67	1:08.398	4
DNF	1		Sam BRABHAM	GBR	Mygale M12 SJ - Mountune - JTR	1	1:11.431	17 Laps	5 Laps	99.74		
DNF	24	S	Ovie IRORO	NIG	Mygale M12-SJ - Scholar - Richardson Racing	1	1:47.885	17 Laps	36.454	66.03		

### FASTEST LAP

	6		Harrison SCOTT	GBR	Mygale M13 SJ - Swindon - Falcon Motorsport	7	1:07.173		106.06 mph		170.69 kph	
	11	S	Ricky COLLARD	GBR	Mygale M12-SJ - Swindon - Falcon Motorsport	4	1:08.398		104.16 mph		167.63 kph	

Weather / Track : Cloudy / Dry

These results are provisional until the conclusion of any judicial and technical matters.

Donington Park National

Circuit Length = 1.9790 miles

Start: 16:42 Flag 17:03 End: 17:04

Clerk Of Course :

Timekeeper :

Results can be found at [www.tsl-timing.com](http://www.tsl-timing.com)

Printed - 17:06 Sunday, 20 April 2014

# 2014 Dunlop MSA Formula Ford Championship of Great Britain

## ROUND 6 - SECTOR ANALYSIS

SECTOR 1 = FL to I1, SECTOR 2 = I1 to I2, SECTOR 3 = I2 to FL, DIFF = Difference To Personal Best Lap

P1	2	Jayde KRUGER		Mygale M12 SJ - Mountune - JTR						
LAP	SECTOR 1		SECTOR 2		SECTOR 3		LAP TIME	MPH	DIFF	TIME OF DAY
1 -		122.4	37.467	130.3	11.607	108.8	1:13.023	97.56	5.695	16:44:05.028
2 -	21.422	131.3	37.495	132.3	11.489	108.2	1:10.406	101.19	3.078	16:45:15.434
3 -	20.618	131.8	35.911	<b>133.4</b>	11.151	<b>109.1</b>	1:07.680	105.26	0.352	16:46:23.114
4 -	20.597	131.8	<b>35.689</b>	132.8	11.081	108.9	1:07.367 (3)	105.75	0.039	16:47:30.481
5 -	<b>20.470</b>	130.8	35.771	132.8	11.109	<b>109.1</b>	1:07.350 (2)	105.78	0.022	16:48:37.831
6 -	20.572	132.3	35.805	132.6	<b>11.039</b>	<b>109.1</b>	1:07.416	105.68	0.088	16:49:45.247
7 -	20.511	132.6	35.749	131.5	11.068	108.2	<b>1:07.328 (1)</b>	<b>105.81</b>		<b>16:50:52.575</b>
8 -	21.859	113.3	38.596	132.3	11.385	108.0	1:11.840	99.17	4.512	16:52:04.415
9 -	21.719	122.2	38.091	131.3	11.493	108.0	1:11.303	99.92	3.975	16:53:15.718
10 -	21.373	131.0	37.758	130.5	11.690	106.6	1:10.821	100.60	3.493	16:54:26.539
11 -	21.708	132.6	37.561	131.8	11.355	107.5	1:10.624	100.88	3.296	16:55:37.163
12 -	21.043	131.8	37.218	131.3	11.305	108.6	1:09.566	102.41	2.238	16:56:46.729
13 -	20.963	<b>132.8</b>	36.495	132.3	11.095	108.0	1:08.553	103.92	1.225	16:57:55.282
14 -	20.855	132.3	36.110	132.6	11.058	108.2	1:08.023	104.73	0.695	16:59:03.305
15 -	20.841	130.8	36.008	133.1	11.128	108.2	1:07.977	104.80	0.649	17:00:11.282
16 -	20.749	131.5	36.143	132.1	11.192	108.2	1:08.084	104.64	0.756	17:01:19.366
17 -	20.781	131.5	36.012	132.6	11.080	<b>109.1</b>	1:07.873	104.97	0.545	17:02:27.239
18 -	20.807	130.5	36.151	132.3	11.222	107.7	1:08.180	104.49	0.852	17:03:35.419

P2	18	Max MARSHALL		Mygale M12 SJ - Mountune - JTR						
LAP	SECTOR 1		SECTOR 2		SECTOR 3		LAP TIME	MPH	DIFF	TIME OF DAY
1 -		131.0	37.122	131.5	11.824	106.9	1:13.601	96.79	5.817	16:44:05.606
2 -	21.177	<b>133.4</b>	37.482	130.8	11.448	107.5	1:10.107	101.62	2.323	16:45:15.713
3 -	20.981	131.3	36.315	131.3	11.935	106.2	1:09.231	102.91	1.447	16:46:24.944
4 -	20.853	131.5	35.914	131.8	11.150	<b>108.4</b>	1:07.917 (3)	104.90	0.133	16:47:32.861
5 -	<b>20.662</b>	131.5	35.909	131.3	11.213	107.7	<b>1:07.784 (1)</b>	<b>105.10</b>		<b>16:48:40.645</b>
6 -	20.900	130.8	36.092	131.5	11.197	107.5	1:08.189	104.48	0.405	16:49:48.834
7 -	20.764	131.5	35.949	130.8	11.353	108.0	1:08.066	104.67	0.282	16:50:56.900
8 -	21.064	130.0	38.061	131.5	11.569	107.3	1:10.694	100.78	2.910	16:52:07.594
9 -	22.012	111.2	39.186	128.8	11.841	107.8	1:13.039	97.54	5.255	16:53:20.633
10 -	21.593	125.2	37.381	129.5	11.424	107.8	1:10.398	101.20	2.614	16:54:31.031
11 -	21.104	130.0	36.646	131.5	<b>11.121</b>	107.7	1:08.871	103.44	1.087	16:55:39.902
12 -	20.929	131.5	36.102	130.8	11.463	107.8	1:08.494	104.01	0.710	16:56:48.396
13 -	20.821	131.5	<b>35.851</b>	<b>132.1</b>	11.203	108.2	1:07.875 (2)	104.96	0.091	16:57:56.271
14 -	20.856	131.8	35.971	131.8	11.233	107.1	1:08.060	104.68	0.276	16:59:04.331
15 -	20.822	130.3	35.860	131.5	11.307	106.4	1:07.989	104.79	0.205	17:00:12.320
16 -	20.894	130.3	36.072	131.8	11.212	107.7	1:08.178	104.50	0.394	17:01:20.498
17 -	20.847	130.3	36.254	131.3	11.272	107.5	1:08.373	104.20	0.589	17:02:28.871
18 -	21.019	129.3	36.176	131.8	11.397	106.6	1:08.592	103.86	0.808	17:03:37.463

P3	26	Juan ROSSO		Mygale M13-SJ - Mountune - Radical Motorsport						
LAP	SECTOR 1		SECTOR 2		SECTOR 3		LAP TIME	MPH	DIFF	TIME OF DAY
1 -		131.8	37.703	131.0	11.726	107.1	1:14.463	95.67	6.523	16:44:06.468
2 -	21.008	130.3	37.845	130.0	12.194	107.1	1:11.047	100.28	3.107	16:45:17.515
3 -	20.807	131.5	36.366	132.6	11.562	108.2	1:08.735	103.65	0.795	16:46:26.250
4 -	24.749	125.4	36.751	132.3	11.515	106.9	1:13.015	97.57	5.075	16:47:39.265
5 -	20.979	132.1	36.216	131.8	11.285	107.8	1:08.480	104.03	0.540	16:48:47.745
6 -	20.773	131.8	36.222	132.3	11.378	108.0	1:08.373	104.20	0.433	16:49:56.118
7 -	20.702	131.8	<b>36.030</b>	132.1	11.208	108.2	<b>1:07.940 (1)</b>	<b>104.86</b>		<b>16:51:04.058</b>
8 -	21.011	129.5	36.895	<b>133.1</b>	11.365	<b>108.4</b>	1:09.271	102.85	1.331	16:52:13.329
9 -	21.206	130.5	37.383	132.8	11.521	108.2	1:10.110	101.62	2.170	16:53:23.439
10 -	21.290	132.8	36.808	132.3	11.862	106.0	1:09.960	101.83	2.020	16:54:33.399
11 -	20.757	<b>133.1</b>	36.542	131.3	11.180	107.5	1:08.479	104.04	0.539	16:55:41.878
12 -	20.747	130.8	36.248	131.3	11.229	108.0	1:08.224	104.43	0.284	16:56:50.102
13 -	20.756	131.0	36.174	132.3	11.106	107.8	1:08.036 (2)	104.71	0.096	16:57:58.138
14 -	<b>20.684</b>	131.5	36.418	132.3	11.214	108.2	1:08.316	104.28	0.376	16:59:06.454
15 -	20.768	131.3	36.274	132.3	<b>11.061</b>	108.0	1:08.103 (3)	104.61	0.163	17:00:14.557
16 -	20.787	131.0	36.354	132.1	11.219	107.7	1:08.360	104.22	0.420	17:01:22.917
17 -	20.902	131.5	36.270	131.5	11.140	108.2	1:08.312	104.29	0.372	17:02:31.229
18 -	20.776	131.8	36.338	132.1	11.147	107.8	1:08.261	104.37	0.321	17:03:39.490

Weather / Track : Cloudy / Dry

Donington Park National  
Circuit Length = 1.9790 miles  
Start: 16:42 Flag 17:03 End: 17:04

# 2014 Dunlop MSA Formula Ford Championship of Great Britain

## ROUND 6 - SECTOR ANALYSIS

SECTOR 1 = FL to I1, SECTOR 2 = I1 to I2, SECTOR 3 = I2 to FL, DIFF = Difference To Personal Best Lap

<b>P4</b>		<b>82 S</b>		<b>Connor MILLS</b>		Mygale M12-SJ - Scholar - Meridian					
LAP		SECTOR 1		SECTOR 2		SECTOR 3		LAP TIME	MPH	DIFF	TIME OF DAY
1 -		126.1		38.212	130.8	12.229	106.4	1:15.751	94.05	6.889	16:44:07.756
2 -	21.104	126.6		37.168	131.5	11.737	108.6	1:10.009	101.76	1.147	16:45:17.765
3 -	20.928	130.3		36.801	130.5	11.614	108.0	1:09.343	102.74	0.481	16:46:27.108
4 -	21.639	129.0		36.904	131.3	11.470	108.2	1:10.013	101.76	1.151	16:47:37.121
5 -	21.045	129.3		36.429	131.3	11.400	108.2	1:08.874 (2)	103.44	0.012	16:48:45.995
6 -	20.976	129.5		36.489	131.3	11.426	108.2	1:08.891 (3)	103.41	0.029	16:49:54.886
7 -	21.030	129.0		<b>36.418</b>	131.3	11.414	108.2	<b>1:08.862 (1)</b>	<b>103.46</b>		<b>16:51:03.748</b>
8 -	21.157	131.3		36.819	<b>132.1</b>	<b>11.367</b>	108.4	1:09.343	102.74	0.481	16:52:13.091
9 -	21.261	128.0		37.367	130.5	11.498	108.2	1:10.126	101.59	1.264	16:53:23.217
10 -	21.267	129.3		36.919	131.3	12.320	105.3	1:10.506	101.05	1.644	16:54:33.723
11 -	21.130	128.8		36.849	131.3	11.523	108.0	1:09.502	102.50	0.640	16:55:43.225
12 -	21.050	130.0		37.101	131.3	11.469	108.2	1:09.620	102.33	0.758	16:56:52.845
13 -	<b>20.881</b>	<b>132.3</b>		37.023	131.5	11.405	<b>108.8</b>	1:09.309	102.79	0.447	16:58:02.154
14 -	20.983	130.0		37.156	130.5	11.541	108.0	1:09.680	102.24	0.818	16:59:11.834
15 -	21.201	129.3		36.812	130.8	11.371	108.0	1:09.384	102.68	0.522	17:00:21.218
16 -	21.109	129.0		36.756	130.8	11.489	107.8	1:09.354	102.72	0.492	17:01:30.572
17 -	21.123	129.3		36.689	131.0	11.449	108.0	1:09.261	102.86	0.399	17:02:39.833
18 -	21.147	128.5		36.864	131.0	11.643	108.0	1:09.654	102.28	0.792	17:03:49.487

<b>P5</b>		<b>75 S</b>		<b>Bobby THOMPSON (G)</b>		Mygale M12-SJ - Scholar - Meridian					
LAP		SECTOR 1		SECTOR 2		SECTOR 3		LAP TIME	MPH	DIFF	TIME OF DAY
1 -		115.7		38.432	130.0	12.113	106.2	1:17.157	92.33	8.242	16:44:09.162
2 -	21.480	125.4		37.454	129.5	12.002	106.6	1:10.936	100.43	2.021	16:45:20.098
3 -	21.336	127.8		37.262	129.5	11.712	104.5	1:10.310	101.33	1.395	16:46:30.408
4 -	21.590	127.0		37.020	129.8	11.530	106.6	1:10.140	101.57	1.225	16:47:40.548
5 -	21.233	124.9		37.398	129.3	11.478	106.8	1:10.109	101.62	1.194	16:48:50.657
6 -	21.204	128.3		36.625	129.0	11.378	107.1	1:09.207 (2)	102.94	0.292	16:49:59.864
7 -	21.269	128.3		36.632	129.5	11.498	106.9	1:09.399	102.66	0.484	16:51:09.263
8 -	21.344	128.0		37.426	130.0	11.596	106.0	1:10.366	101.25	1.451	16:52:19.629
9 -	21.210	126.3		36.982	129.0	11.376	107.1	1:09.568	102.41	0.653	16:53:29.197
10 -	21.102	128.8		36.866	129.8	11.364	106.8	1:09.332	102.76	0.417	16:54:38.529
11 -	21.043	<b>129.3</b>		36.967	129.8	11.428	106.9	1:09.438	102.60	0.523	16:55:47.967
12 -	21.163	128.3		36.826	129.5	11.409	106.6	1:09.398	102.66	0.483	16:56:57.365
13 -	21.131	129.0		36.825	<b>130.3</b>	11.264	<b>107.5</b>	1:09.220 (3)	102.92	0.305	16:58:06.585
14 -	21.043	127.8		36.977	129.5	11.404	106.4	1:09.424	102.62	0.509	16:59:16.009
15 -	21.112	128.3		<b>36.553</b>	130.0	11.250	106.8	<b>1:08.915 (1)</b>	<b>103.38</b>		<b>17:00:24.924</b>
16 -	21.117	126.6		36.876	126.6	11.256	106.9	1:09.249	102.88	0.334	17:01:34.173
17 -	21.166	126.3		36.852	129.8	<b>11.204</b>	106.6	1:09.222	102.92	0.307	17:02:43.395
18 -	<b>21.022</b>	127.3		37.724	128.0	12.278	99.4	1:11.024	100.31	2.109	17:03:54.419

<b>P6</b>		<b>23 S</b>		<b>Chris MEALIN</b>		Mygale M12-SJ - Swindon - Falcon Motorsport					
LAP		SECTOR 1		SECTOR 2		SECTOR 3		LAP TIME	MPH	DIFF	TIME OF DAY
1 -		128.0		37.296	130.8	11.758	106.0	1:14.089	96.16	5.489	16:44:06.094
2 -	21.186	131.5		37.424	129.8	11.571	106.4	1:10.181	101.51	1.581	16:45:16.275
3 -	21.075	129.8		36.418	130.3	11.528	106.9	1:09.021 (3)	103.22	0.421	16:46:25.296
4 -	21.040	130.3		<b>36.193</b>	131.0	<b>11.367</b>	<b>107.5</b>	<b>1:08.600 (1)</b>	<b>103.85</b>		<b>16:47:33.896</b>
5 -	<b>20.900</b>	130.8		36.587	130.5	11.490	106.6	1:08.977 (2)	103.29	0.377	16:48:42.873
6 -	20.981	<b>132.1</b>		36.860	<b>132.3</b>	11.640	105.7	1:09.481	102.54	0.881	16:49:52.354
7 -	22.743	129.3		36.618	129.8	11.467	107.1	1:10.828	100.59	2.228	16:51:03.182
8 -	21.442	130.8		36.573	130.5	11.523	107.1	1:09.538	102.45	0.938	16:52:12.720
9 -	21.381	128.8		37.280	129.8	11.557	107.1	1:10.218	101.46	1.618	16:53:22.938
10 -	21.362	130.8		36.934	129.5	11.625	106.0	1:09.921	101.89	1.321	16:54:32.859
11 -	21.039	131.0		37.493	129.8	11.563	106.8	1:10.095	101.64	1.495	16:55:42.954
12 -	21.129	129.3		37.016	130.0	11.508	106.9	1:09.653	102.28	1.053	16:56:52.607
13 -	20.975	131.3		36.950	130.5	11.425	107.3	1:09.350	102.73	0.750	16:58:01.957
14 -	21.068	131.8		48.349	96.4	12.946	105.2	1:22.363	86.50	13.763	16:59:24.320
15 -	21.680	129.8		37.326	130.0	11.779	105.9	1:10.785	100.65	2.185	17:00:35.105
16 -	21.372	130.0		36.863	130.3	11.590	106.9	1:09.825	102.03	1.225	17:01:44.930
17 -	21.123	129.8		36.788	130.3	11.521	106.8	1:09.432	102.61	0.832	17:02:54.362

Weather / Track : Cloudy / Dry

Donington Park National  
Circuit Length = 1.9790 miles  
Start: 16:42 Flag 17:03 End: 17:04

# 2014 Dunlop MSA Formula Ford Championship of Great Britain

## ROUND 6 - SECTOR ANALYSIS

SECTOR 1 = FL to I1, SECTOR 2 = I1 to I2, SECTOR 3 = I2 to FL, DIFF = Difference To Personal Best Lap

18 - 21.134 129.3 36.811 130.3 11.615 106.2 1:09.560 102.42 0.960 17:04:03.922

<b>P7</b>		<b>17 S</b>		<b>James WEBB</b>		Sinter LA12 - Scholar - SWB Motorsport				
LAP	SECTOR 1		SECTOR 2		SECTOR 3		LAP TIME	MPH	DIFF	TIME OF DAY
1 -		115.9	38.373	129.3	11.866	106.0	1:16.720	92.86	5.865	16:44:08.725
2 -	21.454	116.9	37.607	128.5	11.835	106.0	1:10.896 (2)	100.49	0.041	16:45:19.621
3 -	<b>21.225</b>	117.9	38.249	130.0	11.951	105.9	1:11.425	99.74	0.570	16:46:31.046
4 -	21.738	119.6	<b>37.354</b>	129.5	11.860	<b>106.8</b>	1:10.952 (3)	100.41	0.097	16:47:41.998
5 -	21.511	118.9	37.449	128.5	11.895	106.4	<b>1:10.855 (1)</b>	<b>100.55</b>		<b>16:48:52.853</b>
6 -	21.605	118.5	37.669	129.0	11.809	105.7	1:11.083	100.22	0.228	16:50:03.936
7 -	21.687	117.5	38.293	129.3	12.038	105.9	1:12.018	98.92	1.163	16:51:15.954
8 -	21.746	<b>121.5</b>	37.644	<b>130.5</b>	11.872	105.9	1:11.262	99.97	0.407	16:52:27.216
9 -	21.787	119.8	38.154	128.3	12.078	105.0	1:12.019	98.92	1.164	16:53:39.235
10 -	21.846	118.9	38.725	127.0	12.377	104.7	1:12.948	97.66	2.093	16:54:52.183
11 -	21.662	119.8	38.827	127.8	12.040	105.2	1:12.529	98.23	1.674	16:56:04.712
12 -	21.840	115.7	38.819	128.3	11.954	105.5	1:12.613	98.11	1.758	16:57:17.325
13 -	21.671	118.9	38.007	129.3	11.772	105.7	1:11.450	99.71	0.595	16:58:28.775
14 -	21.566	118.7	38.244	129.8	<b>11.709</b>	105.9	1:11.519	99.61	0.664	16:59:40.294
15 -	21.486	118.5	37.864	129.5	11.724	105.5	1:11.074	100.24	0.219	17:00:51.368
16 -	21.502	118.7	37.847	129.8	11.737	105.7	1:11.086	100.22	0.231	17:02:02.454
17 -	21.639	114.5	38.370	129.3	11.905	105.9	1:11.914	99.07	1.059	17:03:14.368
18 -	21.670	117.5	38.412	127.8	12.037	106.0	1:12.119	98.79	1.264	17:04:26.487

<b>P8</b>		<b>74</b>		<b>James ABBOTT</b>		Mygale M13-SJ - Mountune - Radical Motorsport				
LAP	SECTOR 1		SECTOR 2		SECTOR 3		LAP TIME	MPH	DIFF	TIME OF DAY
1 -		127.8	37.686	<b>133.1</b>	11.897	106.6	1:14.738	95.32	6.828	16:44:06.743
2 -	21.110	131.0	37.190	130.3	11.842	107.1	1:10.142	101.57	2.232	16:45:16.885
3 -	20.918	130.5	36.140	132.6	11.929	106.2	1:08.987	103.27	1.077	16:46:25.872
4 -	55.306	124.2	37.172	126.3	11.494	106.6	1:43.972	68.52	36.062	16:48:09.844
5 -	20.998	129.3	36.339	131.5	11.133	<b>107.5</b>	1:08.470	104.05	0.560	16:49:18.314
6 -	<b>20.858</b>	129.8	<b>35.929</b>	132.3	11.123	107.3	<b>1:07.910 (1)</b>	<b>104.91</b>		<b>16:50:26.224</b>
7 -	20.953	129.3	35.984	130.5	<b>11.106</b>	107.3	1:08.043 (2)	104.70	0.133	16:51:34.267
8 -	21.051	129.0	37.136	131.3	11.156	106.8	1:09.343	102.74	1.433	16:52:43.610
9 -	20.993	127.8	36.873	131.3	11.136	107.1	1:09.002	103.25	1.092	16:53:52.612
10 -	21.089	129.8	36.670	130.5	11.254	105.9	1:09.013	103.23	1.103	16:55:01.625
11 -	21.044	<b>131.5</b>	36.427	130.8	11.330	106.6	1:08.801	103.55	0.891	16:56:10.426
12 -	21.094	129.0	37.310	130.8	12.180	103.6	1:10.584	100.93	2.674	16:57:21.010
13 -	21.210	129.3	36.643	131.0	IN PIT		1:11.345 P	99.86	3.435	16:58:32.355
14 -	OUTLAP	128.3	36.759	131.3	11.704	104.3	1:21.579	87.33	13.669	16:59:53.934
15 -	21.089	129.0	36.352	131.3	11.222	106.2	1:08.663	103.76	0.753	17:01:02.597
16 -	20.916	128.8	36.423	132.1	11.121	107.3	1:08.460	104.07	0.550	17:02:11.057
17 -	20.997	129.0	36.266	131.5	11.251	107.1	1:08.514	103.98	0.604	17:03:19.571
18 -	20.927	130.3	36.234	131.5	11.259	107.3	1:08.420 (3)	104.13	0.510	17:04:27.991

<b>P9</b>		<b>88</b>		<b>Greg HOLLOWAY</b>		Sinter LA12 - Scholar - SWB Motorsport				
LAP	SECTOR 1		SECTOR 2		SECTOR 3		LAP TIME	MPH	DIFF	TIME OF DAY
1 -		108.5	1:37.268	124.9	13.076	100.2	2:17.750	51.72	1:06.162	16:45:09.755
2 -	22.575	112.7	39.514	124.2	13.183	102.5	1:15.272	94.65	3.684	16:46:25.027
3 -	23.238	112.2	38.711	128.8	12.356	102.1	1:14.305	95.88	2.717	16:47:39.332
4 -	21.890	<b>115.3</b>	40.608	113.1	12.673	103.1	1:15.171	94.77	3.583	16:48:54.503
5 -	21.815	115.1	<b>37.847</b>	128.8	<b>11.926</b>	103.3	<b>1:11.588 (1)</b>	<b>99.52</b>		<b>16:50:06.091</b>
6 -	21.817	113.3	38.303	127.3	12.075	102.5	1:12.195 (3)	98.68	0.607	16:51:18.286
7 -	21.744	115.1	38.331	<b>129.3</b>	12.284	103.0	1:12.359	98.46	0.771	16:52:30.645
8 -	21.816	112.2	38.783	127.5	12.165	103.1	1:12.764	97.91	1.176	16:53:43.409
9 -	21.702	114.5	38.241	128.5	12.053	102.6	1:11.996 (2)	98.95	0.408	16:54:55.405
10 -	21.702	111.1	38.850	128.3	12.088	103.5	1:12.640	98.08	1.052	16:56:08.045
11 -	21.723	110.9	39.707	128.0	13.037	100.2	1:14.467	95.67	2.879	16:57:22.512
12 -	21.882	110.1	38.546	128.8	11.996	103.0	1:12.424	98.37	0.836	16:58:34.936
13 -	21.781	108.7	39.233	128.0	12.061	103.0	1:13.075	97.49	1.487	16:59:48.011
14 -	<b>21.666</b>	111.1	38.624	128.8	12.107	103.1	1:12.397	98.41	0.809	17:01:00.408
15 -	21.953	104.5	39.139	129.0	12.187	102.6	1:13.279	97.22	1.691	17:02:13.687
16 -	22.211	110.9	38.668	129.0	12.037	<b>104.0</b>	1:12.916	97.71	1.328	17:03:26.603

Weather / Track : Cloudy / Dry

Donington Park National  
Circuit Length = 1.9790 miles  
Start: 16:42 Flag 17:03 End: 17:04

# 2014 Dunlop MSA Formula Ford Championship of Great Britain

## ROUND 6 - SECTOR ANALYSIS

SECTOR 1 = FL to I1, SECTOR 2 = I1 to I2, SECTOR 3 = I2 to FL, DIFF = Difference To Personal Best Lap

17 - 21.930 109.1 38.389 128.8 12.134 102.6 1:12.453 98.33 0.865 17:04:39.056

<b>P10 6</b>		<b>Harrison SCOTT</b>		Mygale M13 SJ - Swindon - Falcon Motorsport						
LAP	SECTOR 1	SECTOR 2	SECTOR 3	LAP TIME	MPH	DIFF	TIME OF DAY			

1 -		129.8	37.501	130.8	11.571	107.8	1:12.892	97.74	5.719	16:44:04.897
2 -	21.373	131.8	37.421	130.3	11.248	108.0	1:10.042	101.71	2.869	16:45:14.939
3 -	20.675	131.3	35.892	<b>132.6</b>	11.132	<b>108.8</b>	1:07.699	105.23	0.526	16:46:22.638
4 -	20.589	132.1	35.639	<b>132.6</b>	11.012	108.2	1:07.240 <b>(3)</b>	105.95	0.067	16:47:29.878
5 -	20.557	131.3	35.780	131.3	11.108	107.7	1:07.445	105.63	0.272	16:48:37.323
6 -	20.582	131.8	35.672	131.8	<b>10.958</b>	108.6	1:07.212 <b>(2)</b>	106.00	0.039	16:49:44.535
7 -	<b>20.528</b>	131.5	<b>35.626</b>	131.3	11.019	108.2	<b>1:07.173 (1)</b>	<b>106.06</b>		<b>16:50:51.708</b>

<b>P11 11 S</b>		<b>Ricky COLLARD</b>		Mygale M12-SJ - Swindon - Falcon Motorsport						
LAP	SECTOR 1	SECTOR 2	SECTOR 3	LAP TIME	MPH	DIFF	TIME OF DAY			

1 -		126.3	38.193	130.0	12.000	104.8	1:15.653	94.17	7.255	16:44:07.658
2 -	21.073	129.5	36.404	132.3	11.940	<b>107.8</b>	1:09.417	102.63	1.019	16:45:17.075
3 -	20.958	130.5	<b>35.989</b>	<b>132.8</b>	12.007	107.7	1:08.954 <b>(3)</b>	103.32	0.556	16:46:26.029
4 -	21.091	129.5	36.090	131.0	<b>11.217</b>	<b>107.8</b>	<b>1:08.398 (1)</b>	<b>104.16</b>		<b>16:47:34.427</b>
5 -	<b>20.718</b>	<b>131.3</b>	36.334	130.5	11.622	106.6	1:08.674 <b>(2)</b>	103.74	0.276	16:48:43.101
6 -	20.863	129.8	36.821	132.3	11.666	105.2	1:09.350	102.73	0.952	16:49:52.451

<b>P12 1</b>		<b>Sam BRABHAM</b>		Mygale M12 SJ - Mountune - JTR						
LAP	SECTOR 1	SECTOR 2	SECTOR 3	LAP TIME	MPH	DIFF	TIME OF DAY			

1 -		<b>131.3</b>	<b>36.561</b>	<b>132.6</b>	<b>11.300</b>	<b>108.0</b>	1:11.431	99.74		16:44:03.436
-----	--	--------------	---------------	--------------	---------------	--------------	----------	-------	--	--------------

<b>P13 24 S</b>		<b>Ovie IRORO</b>		Mygale M12-SJ - Scholar - Richardson Racing						
LAP	SECTOR 1	SECTOR 2	SECTOR 3	LAP TIME	MPH	DIFF	TIME OF DAY			

1 -		<b>110.5</b>	<b>58.670</b>	<b>95.5</b>	<b>IN PIT</b>		1:47.885 <b>P</b>	66.03		16:44:39.890
-----	--	--------------	---------------	-------------	---------------	--	-------------------	-------	--	--------------

# 2014 Dunlop MSA Formula Ford Championship of Great Britain

## ROUND 6 - BEST SPEEDS

POS	SECTOR 1			SECTOR 2			FINISH LINE		
	NO	NAME	MPH	NO	NAME	MPH	NO	NAME	MPH
1	18	Max MARSHALL	133.4	2	Jayde KRUGER	133.4	2	Jayde KRUGER	109.1
2	26	Juan ROSSO	133.1	26	Juan ROSSO	133.1	6	Harrison SCOTT	108.8
3	2	Jayde KRUGER	132.8	74	James ABBOTT	133.1	82	Connor MILLS	108.8
4	6	Harrison SCOTT	132.6	11	Ricky COLLARD	132.8	18	Max MARSHALL	108.4
5	82	Connor MILLS	132.3	1	Sam BRABHAM	132.6	26	Juan ROSSO	108.4
6	23	Chris MEALIN	132.1	6	Harrison SCOTT	132.6	1	Sam BRABHAM	108.0
7	74	James ABBOTT	131.5	23	Chris MEALIN	132.3	11	Ricky COLLARD	107.8
8	1	Sam BRABHAM	131.3	18	Max MARSHALL	132.1	23	Chris MEALIN	107.5
9	11	Ricky COLLARD	131.3	82	Connor MILLS	132.1	74	James ABBOTT	107.5
10	75	Bobby THOMPSON (G)	129.3	17	James WEBB	130.5	75	Bobby THOMPSON (G)	107.5
11	17	James WEBB	121.5	75	Bobby THOMPSON (G)	130.3	17	James WEBB	106.8
12	88	Greg HOLLOWAY	115.3	88	Greg HOLLOWAY	129.3	88	Greg HOLLOWAY	104.0
13	24	Ovie IRORO	110.5	24	Ovie IRORO	95.5			

Weather / Track : Cloudy / Dry

Results can be found at [www.tsl-timing.com](http://www.tsl-timing.com)

Donington Park National  
Circuit Length = 1.9790 miles  
Start: 16:42 Flag 17:03 End: 17:04

Printed - 17:05 Sunday, 20 April 2014

# 2014 Dunlop MSA Formula Ford Championship of Great Britain

## ROUND 6 - BEST SECTORS

SECTOR 1			SECTOR 2			SECTOR 3			IDEAL / BEST COMPARISON						
POS	NO	NAME	TIME	NO	NAME	TIME	NO	NAME	TIME	POS	NO	NAME	IDEAL	BEST	DIFF
1	2	KRUGER	20.470	6	SCOTT	35.626	6	SCOTT	10.958						
2	6	SCOTT	20.528	2	KRUGER	35.689	2	KRUGER	11.039	1	6	SCOTT	1:07.112	1:07.173	0.061
3	18	MARSHALL	20.662	18	MARSHALL	35.851	26	ROSSO	11.061	2	2	KRUGER	1:07.198	1:07.328	0.130
4	26	ROSSO	20.684	74	ABBOTT	35.929	74	ABBOTT	11.106	3	18	MARSHALL	1:07.634	1:07.784	0.150
5	11	COLLARD	20.718	11	COLLARD	35.989	18	MARSHALL	11.121	4	26	ROSSO	1:07.775	1:07.940	0.165
6	1	BRABHAM	20.761	26	ROSSO	36.030	75	THOMPSON (G)	11.204	5	74	ABBOTT	1:07.893	1:07.910	0.017
7	74	ABBOTT	20.858	23	MEALIN	36.193	11	COLLARD	11.217	6	11	COLLARD	1:07.924	1:08.398	0.474
8	82	MILLS	20.881	82	MILLS	36.418	1	BRABHAM	11.300	7	23	MEALIN	1:08.460	1:08.600	0.140
9	23	MEALIN	20.900	75	THOMPSON (G)	36.553	23	MEALIN	11.367	8	1	BRABHAM	1:08.622		
10	75	THOMPSON (G)	21.022	1	BRABHAM	36.561	82	MILLS	11.367	9	82	MILLS	1:08.666	1:08.862	0.196
11	17	WEBB	21.225	17	WEBB	37.354	17	WEBB	11.709	10	75	THOMPSON (G)	1:08.779	1:08.915	0.136
12	88	HOLLOWAY	21.666	88	HOLLOWAY	37.847	88	HOLLOWAY	11.926	11	17	WEBB	1:10.288	1:10.855	0.567
13				24	IRORO	58.670				12	88	HOLLOWAY	1:11.439	1:11.588	0.149
										13	24	IRORO			

Weather / Track : Cloudy / Dry

Results can be found at [www.tsl-timing.com](http://www.tsl-timing.com)

Donington Park National  
 Circuit Length = 1.9790 miles  
 Start: 16:42 Flag 17:03 End: 17:04

Printed - 17:04 Sunday, 20 April 2014

# 2014 Dunlop MSA Formula Ford Championship of Great Britain

## ROUND 6 - LAP CHART

LAP 1			LAP 2			LAP 3			LAP 4			LAP 5		
NO	BEHIND	LAP TIME	NO	BEHIND	LAP TIME	NO	BEHIND	LAP TIME	NO	BEHIND	LAP TIME	NO	BEHIND	LAP TIME
<b>1</b>		1:11.431	<b>6</b>		1:10.042	<b>6</b>		1:07.699	<b>6</b>		1:07.240	<b>6</b>		1:07.445
<b>6</b>	1.461	1:12.892	<b>2</b>	0.495	1:10.406	<b>2</b>	0.476	1:07.680	<b>2</b>	0.603	1:07.367	<b>2</b>	0.508	1:07.350
<b>2</b>	1.592	1:13.023	<b>18</b>	0.774	1:10.107	<b>18</b>	2.306	1:09.231	<b>18</b>	2.983	1:07.917	<b>18</b>	3.322	1:07.784
<b>18</b>	2.170	1:13.601	<b>23</b>	1.336	1:10.181	<b>88</b>	1 Lap	1:15.272	<b>23</b>	4.018	1:08.600	<b>23</b>	5.550	1:08.977
<b>23</b>	2.658	1:14.089	<b>74</b>	1.946	1:10.142	<b>23</b>	2.658	1:09.021	<b>11</b>	4.549	1:08.398	<b>11</b>	5.778	1:08.674
<b>26</b>	3.032	1:14.463	<b>11</b>	2.136	1:09.417	<b>74</b>	3.234	1:08.987	<b>82</b>	7.243	1:10.013	<b>82</b>	8.672	1:08.874
<b>74</b>	3.307	1:14.738	<b>26</b>	2.576	1:11.047	<b>11</b>	3.391	1:08.954	<b>26</b>	9.387	1:13.015	<b>26</b>	10.422	1:08.480
<b>11</b>	4.222	1:15.653	<b>82</b>	2.826	1:10.009	<b>26</b>	3.612	1:08.735	<b>88</b>	1 Lap	1:14.305	<b>75</b>	13.334	1:10.109
<b>82</b>	4.320	1:15.751	<b>17</b>	4.682	1:10.896	<b>82</b>	4.470	1:09.343	<b>75</b>	10.670	1:10.140	<b>17</b>	15.530	1:10.855
<b>17</b>	5.289	1:16.720	<b>75</b>	5.159	1:10.936	<b>75</b>	7.770	1:10.310	<b>17</b>	12.120	1:10.952	<b>88</b>	1 Lap	1:15.171
<b>75</b>	5.726	1:17.157				<b>17</b>	8.408	1:11.425	<b>74</b>	39.966	1:43.972	<b>74</b>	40.991	1:08.470
<b>24</b>	36.454	1:47.885 <b>P</b>												
<b>88</b>	1:06.319	2:17.750												

Weather / Track : Cloudy / Dry

Donington Park National  
 Circuit Length = 1.9790 miles  
 Start: 16:42 Flag 17:03 End: 17:04



# 2014 Dunlop MSA Formula Ford Championship of Great Britain

## ROUND 6 - LAP CHART

LAP 6			LAP 7			LAP 8			LAP 9			LAP 10		
NO	BEHIND	LAP TIME	NO	BEHIND	LAP TIME	NO	BEHIND	LAP TIME	NO	BEHIND	LAP TIME	NO	BEHIND	LAP TIME
<b>6</b>		1:07.212	<b>6</b>		1:07.173	<b>2</b>		1:11.840	<b>2</b>		1:11.303	<b>2</b>		1:10.821
<b>2</b>	0.712	1:07.416	<b>2</b>	0.867	1:07.328	<b>18</b>	3.179	1:10.694	<b>18</b>	4.915	1:13.039	<b>18</b>	4.492	1:10.398
<b>18</b>	4.299	1:08.189	<b>18</b>	5.192	1:08.066	<b>23</b>	8.305	1:09.538	<b>23</b>	7.220	1:10.218	<b>23</b>	6.320	1:09.921
<b>23</b>	7.819	1:09.481	<b>23</b>	11.474	1:10.828	<b>82</b>	8.676	1:09.343	<b>82</b>	7.499	1:10.126	<b>26</b>	6.860	1:09.960
<b>11</b>	7.916	1:09.350	<b>82</b>	12.040	1:08.862	<b>26</b>	8.914	1:09.271	<b>26</b>	7.721	1:10.110	<b>82</b>	7.184	1:10.506
<b>82</b>	10.351	1:08.891	<b>26</b>	12.350	1:07.940	<b>75</b>	15.214	1:10.366	<b>75</b>	13.479	1:09.568	<b>75</b>	11.990	1:09.332
<b>26</b>	11.583	1:08.373	<b>75</b>	17.555	1:09.399	<b>17</b>	22.801	1:11.262	<b>17</b>	23.517	1:12.019	<b>17</b>	25.644	1:12.948
<b>75</b>	15.329	1:09.207	<b>17</b>	24.246	1:12.018	<b>88</b>	1 Lap	1:12.359	<b>88</b>	1 Lap	1:12.764	<b>88</b>	1 Lap	1:11.996
<b>17</b>	19.401	1:11.083	<b>88</b>	1 Lap	1:12.195	<b>74</b>	39.195	1:09.343	<b>74</b>	36.894	1:09.002	<b>74</b>	35.086	1:09.013
<b>88</b>	1 Lap	1:11.588	<b>74</b>	42.559	1:08.043									
<b>74</b>	41.689	1:07.910												

Weather / Track : Cloudy / Dry

Results can be found at [www.tsl-timing.com](http://www.tsl-timing.com)

Page 2 of 4

Donington Park National  
 Circuit Length = 1.9790 miles  
 Start: 16:42 Flag 17:03 End: 17:04

Printed - 17:05 Sunday, 20 April 2014

# 2014 Dunlop MSA Formula Ford Championship of Great Britain

## ROUND 6 - LAP CHART

LAP 11			LAP 12			LAP 13			LAP 14			LAP 15		
NO	BEHIND	LAP TIME	NO	BEHIND	LAP TIME	NO	BEHIND	LAP TIME	NO	BEHIND	LAP TIME	NO	BEHIND	LAP TIME
<b>2</b>		1:10.624	<b>2</b>		1:09.566	<b>2</b>		1:08.553	<b>2</b>		1:08.023	<b>2</b>		1:07.977
<b>18</b>	2.739	1:08.871	<b>18</b>	1.667	1:08.494	<b>18</b>	0.989	1:07.875	<b>18</b>	1.026	1:08.060	<b>18</b>	1.038	1:07.989
<b>26</b>	4.715	1:08.479	<b>26</b>	3.373	1:08.224	<b>26</b>	2.856	1:08.036	<b>26</b>	3.149	1:08.316	<b>26</b>	3.275	1:08.103
<b>23</b>	5.791	1:10.095	<b>23</b>	5.878	1:09.653	<b>23</b>	6.675	1:09.350	<b>82</b>	8.529	1:09.680	<b>82</b>	9.936	1:09.384
<b>82</b>	6.062	1:09.502	<b>82</b>	6.116	1:09.620	<b>82</b>	6.872	1:09.309	<b>75</b>	12.704	1:09.424	<b>75</b>	13.642	1:08.915
<b>75</b>	10.804	1:09.438	<b>75</b>	10.636	1:09.398	<b>75</b>	11.303	1:09.220	<b>23</b>	21.015	1:22.363	<b>23</b>	23.823	1:10.785
<b>17</b>	27.549	1:12.529	<b>17</b>	30.596	1:12.613	<b>17</b>	33.493	1:11.450	<b>17</b>	36.989	1:11.519	<b>17</b>	40.086	1:11.074
<b>88</b>	1 Lap	1:12.640	<b>74</b>	34.281	1:10.584	<b>74</b>	37.073	1:11.345 P	<b>88</b>	1 Lap	1:13.075	<b>88</b>	1 Lap	1:12.397
<b>74</b>	33.263	1:08.801	<b>88</b>	1 Lap	1:14.467	<b>88</b>	1 Lap	1:12.424	<b>74</b>	50.629	1:21.579	<b>74</b>	51.315	1:08.663

Weather / Track : Cloudy / Dry

Donington Park National  
 Circuit Length = 1.9790 miles  
 Start: 16:42 Flag 17:03 End: 17:04

# 2014 Dunlop MSA Formula Ford Championship of Great Britain

## ROUND 6 - LAP CHART

LAP 16			LAP 17			LAP 18		
NO	BEHIND	LAP TIME	NO	BEHIND	LAP TIME	NO	BEHIND	LAP TIME
<b>2</b>		1:08.084	<b>2</b>		1:07.873	<b>2</b>		1:08.180
<b>18</b>	1.132	1:08.178	<b>18</b>	1.632	1:08.373	<b>18</b>	2.044	1:08.592
<b>26</b>	3.551	1:08.360	<b>26</b>	3.990	1:08.312	<b>26</b>	4.071	1:08.261
<b>82</b>	11.206	1:09.354	<b>82</b>	12.594	1:09.261	<b>82</b>	14.068	1:09.654
<b>75</b>	14.807	1:09.249	<b>75</b>	16.156	1:09.222	<b>75</b>	19.000	1:11.024
<b>23</b>	25.564	1:09.825	<b>23</b>	27.123	1:09.432	<b>23</b>	28.503	1:09.560
<b>17</b>	43.088	1:11.086	<b>17</b>	47.129	1:11.914	<b>17</b>	51.068	1:12.119
<b>74</b>	51.691	1:08.460	<b>74</b>	52.332	1:08.514	<b>74</b>	52.572	1:08.420
<b>88</b>	1 Lap	1:13.279	<b>88</b>	1 Lap	1:12.916	<b>88</b>	1 Lap	1:12.453

Weather / Track : Cloudy / Dry

Results can be found at [www.tsl-timing.com](http://www.tsl-timing.com)

Page 4 of 4

Donington Park National  
Circuit Length = 1.9790 miles  
Start: 16:42 Flag 17:03 End: 17:04

Printed - 17:05 Sunday, 20 April 2014

# 2014 Dunlop MSA Formula Ford Championship of Great Britain

## ROUND 6 - POSITION CHART

No	Name	Lap																		
		Pos	1	2	3	4	5	6	7	8	9	10	11	12	13	14	15	16	17	18
6	SCOTT	1	1	6	6	6	6	6	6	2	2	2	2	2	2	2	2	2	2	2
1	BRABHAM	2	6	2	2	2	2	2	2	18	18	18	18	18	18	18	18	18	18	18
2	KRUGER	3	2	18	18	18	18	18	18	23	23	23	26	26	26	26	26	26	26	26
18	MARSHALL	4	18	23	23	23	23	23	23	82	82	26	23	23	23	82	82	82	82	82
26	ROSSO	5	23	74	74	11	11	11	82	26	26	82	82	82	82	75	75	75	75	75
74	ABBOTT	6	26	11	11	82	82	82	26	75	75	75	75	75	75	23	23	23	23	23
82	MILLS	7	74	26	26	26	26	26	75	17	17	17	17	17	17	17	17	17	17	17
23	MEALIN	8	11	82	82	75	75	75	17	74	74	74	74	74	74	74	74	74	74	74
75	THOMPSON (G)	9	82	17	75	17	17	17	74	88	88	88	88	88	88	88	88	88	88	88
17	WEBB	10	17	75	17	74	74	74	88											
24	IRORO	11	75	88	88	88	88	88												
88	HOLLOWAY	12	24																	
11	COLLARD	13	88																	

Weather / Track : Cloudy / Dry

Results can be found at [www.tsl-timing.com](http://www.tsl-timing.com)

Donington Park National  
 Circuit Length = 1.9790 miles  
 Start: 16:42 Flag 17:03 End: 17:04

Printed - 17:05 Sunday, 20 April 2014