



2014 DUNLOP MSA FORMULA FORD CHAMPIONSHIP OF GREAT BRITAIN

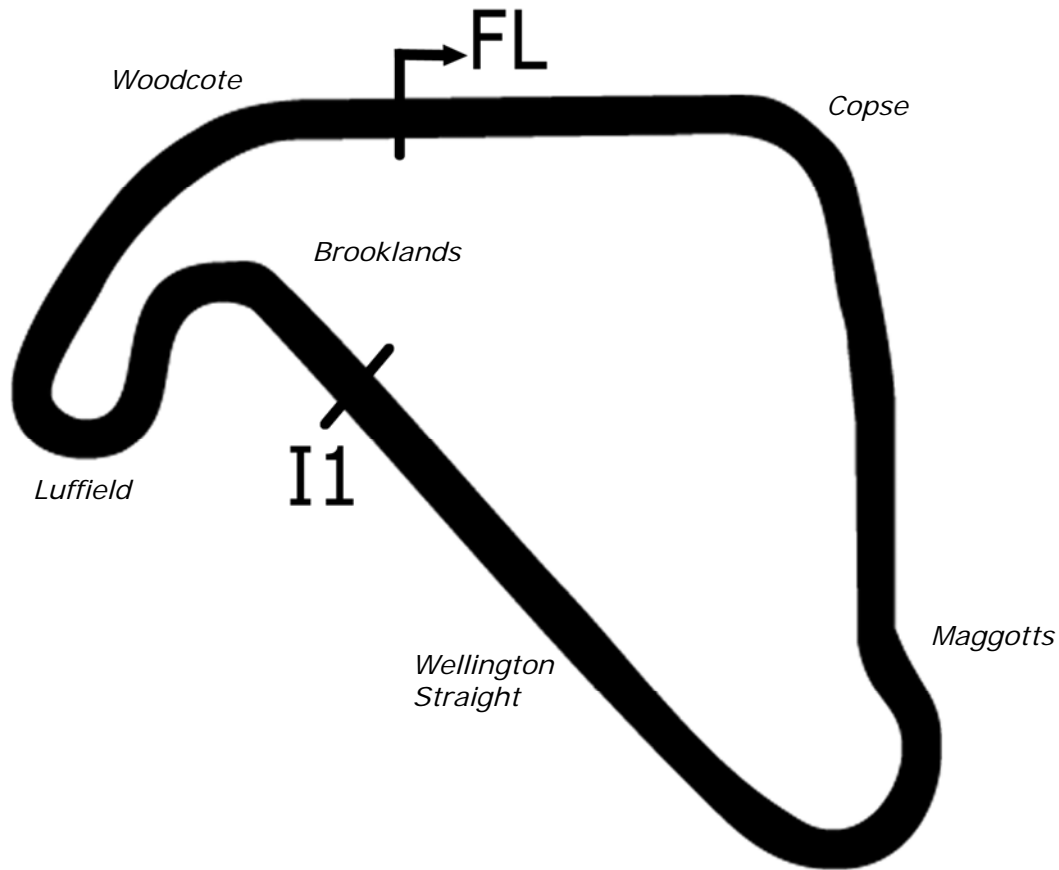
**Official Test
Silverstone National**

26th September 2014



Results Provided by Timing Solutions Ltd
www.tsl-timing.com

Silverstone National



Length	1.6404 miles	2640.7 m	
FL		52.07872 N	1.01711 W
I1	1669m	52.07603 N	1.01669 W
Pit Entry	2613m	52.07859 N	1.01758 W
Pit Exit	308m after FL	52.07880 N	1.01268 W
Pit Entry–Pit Exit 336m, 20.1s @60kph, 15.1s @80kph			

All results available at www.tsl-timing.com



2014 Dunlop MSA Formula Ford Championship of Great Britain

FREE PRACTICE SESSION 1 - CLASSIFICATION

POS	NO	CL	PIC NAME	NAT	ENTRY	TIME	ON	LAPS	GAP	DIFF	MPH
1	2		1 Jayde KRUGER	RSA	Mygale M12 SJ - Mountune - JTR	55.658	20	28			106.10
2	6		2 Harrison SCOTT	GBR	Mygale M13 SJ - Swindon - Falcon Motorsport	55.729	19	28	0.071	0.071	105.97
3	18		3 Max MARSHALL	GBR	Mygale M12 SJ - Mountune - JTR	55.982	27	30	0.324	0.253	105.49
4	11	S	1 Ricky COLLARD	GBR	Mygale M12-SJ - Swindon - Falcon Motorsport	56.140	29	30	0.482	0.158	105.19
5	16	S	2 Ashley SUTTON	GBR	Mygale M12-SJ - Scholar - MBM Motorsport	56.266	23	27	0.608	0.126	104.95
6	94	S	3 Michael O'BRIEN	GBR	Mygale M12-SJ - Scholar - MBM Motorsport	56.462	25	30	0.804	0.196	104.59
7	20	S	4 Clay MITCHELL	GBR	Mygale M12-SJ - Mountune - JTR	56.539	26	30	0.881	0.077	104.45
8	79	S	5 Jessica HAWKINS	GBR	Mygale M12-SJ - Scholar - MBM Motorsport	56.555	26	32	0.897	0.016	104.42
9	25	S	6 Louise RICHARDSON	GBR	Mygale M12-SJ - Mountune - Richardson Racing	56.684	24	30	1.026	0.129	104.18
10	23	S	7 Chris MEALIN	GBR	Mygale M12-SJ - Swindon - Falcon Motorsport	56.709	18	32	1.051	0.025	104.13
11	24	S	8 Ovie IRORO	NIG	Mygale M12-SJ - Scholar - Richardson Racing	58.305	27	28	2.647	1.596	101.28
12	88		4 Greg HOLLOWAY	AUS	Sinter LA12 - Scholar - SWB Motorsport	1:01.747	5	7	6.089	3.442	95.64

Weather / Track : Cloudy / Dry

Results can be found at www.tsl-timing.com

Silverstone National
Circuit Length = 1.6404 miles
Start: 11:15 Flag 11:55 End: 11:55

Printed - 12:01 Friday, 26 September 2014



2014 Dunlop MSA Formula Ford Championship of Great Britain

FREE PRACTICE SESSION 1 - SECTOR ANALYSIS

SECTOR 1 = FL to I1, SECTOR 2 = I1 to FL, DIFF = Difference To Personal Best Lap

P1		2		Jayde KRUGER		Mygale M12 SJ - Mountune - JTR			
IDEAL LAP TIME : 55.620		BEST LAP TIME : 55.658		DIFFERENCE : 0.038					
LAP	SECTOR 1		SECTOR 2		LAP TIME	MPH	DIFF	TIME OF DAY	
1 -	35.946	129.8	24.161	126.7	1:00.107	98.25	4.449	11:17:18.475	
2 -	34.632	131.5	23.818	126.9	58.450	101.03	2.792	11:18:16.925	
3 -	35.018	130.0	23.374	127.9	58.392	101.13	2.734	11:19:15.317	
4 -	33.872	131.5	23.391	128.1	57.263	103.13	1.605	11:20:12.580	
5 -	33.807	131.8	23.120	129.2	56.927	103.74	1.269	11:21:09.507	
6 -	33.603	133.4	23.555	128.7	57.158	103.32	1.500	11:22:06.665	
7 -	33.378	133.6	23.365	129.2	56.743	104.07	1.085	11:23:03.408	
8 -	33.173	133.9	22.924	129.4	56.097	105.27	0.439	11:23:59.505	
9 -	33.178	134.2	23.185	129.4	56.363	104.77	0.705	11:24:55.868	
10 -	33.427	132.6	22.921	129.4	56.348	104.80	0.690	11:25:52.216	
11 -	33.108	133.1	22.790	128.7	55.898	105.65	0.240	11:26:48.114	
12 -	33.171	132.1	22.784	129.2	55.955	105.54	0.297	11:27:44.069	
13 -	35.920	130.0	24.336	129.4	1:00.256	98.00	4.598	11:28:44.325	
14 -	33.130	132.8	22.731	129.2	55.861	105.72	0.203	11:29:40.186	
15 -	32.955	133.9	22.791	128.7	55.746 (3)	105.93	0.088	11:30:35.932	
16 -	33.045	133.1	22.665	129.9	55.710 (2)	106.00	0.052	11:31:31.642	
17 -	33.147	133.4	IN PIT		1:01.578 P	95.90	5.920	11:32:33.220	
18 -	OUTLAP	131.8	23.558	128.7	7:06.888	13.83	6:11.230	11:39:40.108	
19 -	33.335	132.6	22.766	128.9	56.101	105.26	0.443	11:40:36.209	
20 -	32.966	133.4	22.692	128.9	55.658 (1)	106.10		11:41:31.867	
21 -	36.036	130.3	23.495	129.4	59.531	99.20	3.873	11:42:31.398	
22 -	39.089	109.1	24.431	124.0	1:03.520	92.97	7.862	11:43:34.918	
23 -	47.023	95.8	26.760	129.2	1:13.783	80.04	18.125	11:44:48.701	
24 -	35.009	131.5	23.719	128.9	58.728	100.55	3.070	11:45:47.429	
25 -	33.131	132.6	IN PIT		1:04.095 P	92.13	8.437	11:46:51.524	
26 -	OUTLAP	132.8	23.190	129.4	6:42.647	14.66	5:46.989	11:53:34.171	
27 -	33.153	133.1	22.911	129.2	56.064	105.33	0.406	11:54:30.235	
28 -	33.162	133.1	22.824	129.7	55.986	105.48	0.328	11:55:26.221	

P2		6		Harrison SCOTT		Mygale M13 SJ - Swindon - Falcon Motorsport			
IDEAL LAP TIME : 55.634		BEST LAP TIME : 55.729		DIFFERENCE : 0.095					
LAP	SECTOR 1		SECTOR 2		LAP TIME	MPH	DIFF	TIME OF DAY	
1 -	42.754	81.6	29.653	109.9	1:12.407	81.56	16.678	11:17:50.150	
2 -	41.111	129.5	23.574	128.1	1:04.685	91.29	8.956	11:18:54.835	
3 -	34.507	131.3	23.600	128.1	58.107	101.63	2.378	11:19:52.942	
4 -	33.473	131.8	23.173	128.1	56.646	104.25	0.917	11:20:49.588	
5 -	33.843	131.5	22.995	129.2	56.838	103.90	1.109	11:21:46.426	
6 -	33.468	132.1	22.804	128.7	56.272	104.94	0.543	11:22:42.698	
7 -	33.632	131.8	23.323	128.1	56.955	103.69	1.226	11:23:39.653	
8 -	33.329	132.1	22.782	128.7	56.111	105.24	0.382	11:24:35.764	
9 -	33.137	132.1	22.746	129.2	55.883	105.67	0.154	11:25:31.647	
10 -	33.243	131.3	22.673	128.1	55.916	105.61	0.187	11:26:27.563	
11 -	34.735	109.2	IN PIT		1:02.620 P	94.30	6.891	11:27:30.183	
12 -	OUTLAP	128.5	23.694	127.2	7:20.950	13.39	6:25.221	11:34:51.133	
13 -	33.706	131.3	22.850	128.1	56.556	104.42	0.827	11:35:47.689	
14 -	33.282	130.8	22.772	128.1	56.054	105.35	0.325	11:36:43.743	
15 -	33.158	131.0	22.743	128.7	55.901	105.64	0.172	11:37:39.644	
16 -	33.029	131.5	22.764	128.4	55.793 (2)	105.84	0.064	11:38:35.437	
17 -	33.141	131.3	22.737	128.4	55.878	105.68	0.149	11:39:31.315	
18 -	33.059	131.3	22.742	128.4	55.801 (3)	105.83	0.072	11:40:27.116	
19 -	33.044	131.8	22.685	128.1	55.729 (1)	105.97		11:41:22.845	
20 -	32.961	131.8	23.390	128.7	56.351	104.80	0.622	11:42:19.196	
21 -	33.308	131.5	23.070	128.1	56.378	104.75	0.649	11:43:15.574	
22 -	34.542	104.8	IN PIT		1:01.884 P	95.43	6.155	11:44:17.458	
23 -	OUTLAP	82.0	25.609	112.6	5:29.529	17.92	4:33.800	11:49:46.987	
24 -	38.929	128.5	23.039	128.7	1:01.968	95.30	6.239	11:50:48.955	
25 -	33.191	132.1	23.079	128.7	56.270	104.95	0.541	11:51:45.225	
26 -	33.007	132.6	22.885	129.2	55.892	105.66	0.163	11:52:41.117	
27 -	33.182	132.8	23.037	128.4	56.219	105.04	0.490	11:53:37.336	

Weather / Track : Cloudy / Dry

Silverstone National
Circuit Length = 1.6404 miles
Start: 11:15 Flag 11:55 End: 11:55

2014 Dunlop MSA Formula Ford Championship of Great Britain

FREE PRACTICE SESSION 1 - SECTOR ANALYSIS

SECTOR 1 = FL to I1, SECTOR 2 = I1 to FL, DIFF = Difference To Personal Best Lap

28 - 33.271 131.8 IN PIT 59.488 P 99.27 3.759 11:54:36.824

P3 18		Max MARSHALL			Mygale M12 SJ - Mountune - JTR			
IDEAL LAP TIME : 55.839		BEST LAP TIME : 55.982			DIFFERENCE : 0.143			
LAP	SECTOR 1		SECTOR 2		LAP TIME	MPH	DIFF	TIME OF DAY
1 -	37.679	129.5	IN PIT		1:11.869	P 82.17	15.887	11:17:30.710
2 -	OUTLAP	127.5	24.298	126.4	3:42.593	26.53	2:46.611	11:21:13.303
3 -	34.612	130.5	23.657	127.4	58.269	101.35	2.287	11:22:11.572
4 -	33.790	132.1	23.288	127.7	57.078	103.46	1.096	11:23:08.650
5 -	34.466	132.6	23.129	128.1	57.595	102.53	1.613	11:24:06.245
6 -	33.679	132.3	22.952	128.9	56.631	104.28	0.649	11:25:02.876
7 -	34.009	132.8	23.493	128.9	57.502	102.70	1.520	11:26:00.378
8 -	34.834	132.3	22.934	128.1	57.768	102.23	1.786	11:26:58.146
9 -	33.455	132.3	22.911	128.4	56.366	104.77	0.384	11:27:54.512
10 -	33.202	132.6	22.865	128.9	56.067	105.33	0.085	11:28:50.579
11 -	34.694	132.6	22.968	128.4	57.662	102.41	1.680	11:29:48.241
12 -	34.335	132.8	23.008	128.1	57.343	102.98	1.361	11:30:45.584
13 -	33.397	133.1	22.947	128.7	56.344	104.81	0.362	11:31:41.928
14 -	33.266	133.4	22.762	128.9	56.028	105.40	0.046	11:32:37.956
15 -	33.232	132.8	22.911	128.4	56.143	105.18	0.161	11:33:34.099
16 -	33.263	132.8	22.938	127.9	56.201	105.08	0.219	11:34:30.300
17 -	33.229	132.1	22.759	127.9	55.988	(3) 105.48	0.006	11:35:26.288
18 -	33.233	131.5	22.788	128.1	56.021	105.41	0.039	11:36:22.309
19 -	33.121	131.8	22.946	127.7	56.067	105.33	0.085	11:37:18.376
20 -	33.343	132.8	23.088	127.4	56.431	104.65	0.449	11:38:14.807
21 -	33.151	132.3	22.863	127.9	56.014	105.43	0.032	11:39:10.821
22 -	33.174	132.1	22.809	127.7	55.983	(2) 105.49	0.001	11:40:06.804
23 -	34.333	132.3	IN PIT		1:04.605	P 91.41	8.623	11:41:11.409
24 -	OUTLAP	129.0	23.225	127.2	6:27.889	15.22	5:31.907	11:47:39.298
25 -	33.566	132.1	22.793	127.9	56.359	104.78	0.377	11:48:35.657
26 -	33.410	132.1	23.326	127.9	56.736	104.09	0.754	11:49:32.393
27 -	33.080	132.6	22.902	127.7	55.982	(1) 105.49		11:50:28.375
28 -	33.594	132.6	22.831	127.9	56.425	104.66	0.443	11:51:24.800
29 -	33.168	132.3	22.837	128.1	56.005	105.44	0.023	11:52:20.805
30 -	36.084	118.5	IN PIT		1:09.486	P 84.99	13.504	11:53:30.291

P4 11 S		Ricky COLLARD			Mygale M12-SJ - Swindon - Falcon Motorsport			
IDEAL LAP TIME : 56.138		BEST LAP TIME : 56.140			DIFFERENCE : 0.002			
LAP	SECTOR 1		SECTOR 2		LAP TIME	MPH	DIFF	TIME OF DAY
1 -	42.812	85.7	28.666	92.7	1:11.478	82.62	15.338	11:17:51.665
2 -	45.178	80.4	25.397	127.2	1:10.575	83.67	14.435	11:19:02.240
3 -	35.706	129.8	24.378	127.7	1:00.084	98.29	3.944	11:20:02.324
4 -	35.556	120.6	24.378	126.7	59.934	98.53	3.794	11:21:02.258
5 -	34.048	130.3	23.997	126.9	58.045	101.74	1.905	11:22:00.303
6 -	33.623	131.5	23.568	126.7	57.191	103.26	1.051	11:22:57.494
7 -	33.679	131.5	23.516	126.4	57.195	103.25	1.055	11:23:54.689
8 -	34.137	130.5	23.102	126.7	57.239	103.17	1.099	11:24:51.928
9 -	33.577	130.8	22.937	127.4	56.514	104.49	0.374	11:25:48.442
10 -	33.536	130.5	23.042	126.2	56.578	104.38	0.438	11:26:45.020
11 -	33.547	130.5	22.895	126.4	56.442	104.63	0.302	11:27:41.462
12 -	33.337	131.0	22.839	127.2	56.176	(2) 105.12	0.036	11:28:37.638
13 -	33.524	130.8	IN PIT		1:02.302	P 94.79	6.162	11:29:39.940
14 -	OUTLAP	129.3	23.837	126.7	6:22.375	15.44	5:26.235	11:36:02.315
15 -	34.248	130.0	23.760	125.9	58.008	101.80	1.868	11:37:00.323
16 -	33.571	130.3	23.163	126.2	56.734	104.09	0.594	11:37:57.057
17 -	33.421	130.5	23.074	126.4	56.495	104.53	0.355	11:38:53.552
18 -	33.525	130.8	22.972	126.2	56.497	104.53	0.357	11:39:50.049
19 -	33.470	130.3	23.036	126.2	56.506	104.51	0.366	11:40:46.555
20 -	33.530	131.0	22.920	126.4	56.450	104.61	0.310	11:41:43.005
21 -	33.587	130.5	23.034	126.2	56.621	104.30	0.481	11:42:39.626
22 -	33.563	131.0	23.178	126.4	56.741	104.08	0.601	11:43:36.367
23 -	33.740	130.8	23.312	126.4	57.052	103.51	0.912	11:44:33.419
24 -	34.774	106.5	IN PIT		1:03.793	P 92.57	7.653	11:45:37.212

Weather / Track : Cloudy / Dry

Silverstone National
Circuit Length = 1.6404 miles
Start: 11:15 Flag 11:55 End: 11:55

2014 Dunlop MSA Formula Ford Championship of Great Britain

FREE PRACTICE SESSION 1 - SECTOR ANALYSIS

SECTOR 1 = FL to I1, SECTOR 2 = I1 to FL, DIFF = Difference To Personal Best Lap

25 -	OUTLAP	83.5	27.436	97.1	4:40.990	21.01	3:44.850	11:50:18.202
26 -	43.623	76.5	28.348	128.1	1:11.971	82.05	15.831	11:51:30.173
27 -	39.024	94.6	26.636	127.7	1:05.660	89.94	9.520	11:52:35.833
28 -	33.381	131.8	22.839	127.2	56.220 (3)	105.04	0.080	11:53:32.053
29 -	33.299	131.0	22.841	126.9	56.140 (1)	105.19		11:54:28.193
30 -	33.529	131.3	23.275	127.4	56.804	103.96	0.664	11:55:24.997

P5 16 S Ashley SUTTON		Mygale M12-SJ - Scholar - MBM Motorsport						
IDEAL LAP TIME : 56.230		BEST LAP TIME : 56.266		DIFFERENCE : 0.036				
LAP	SECTOR 1	SECTOR 2	LAP TIME	MPH	DIFF	TIME OF DAY		
1 -	OUTLAP	78.9	29.142	101.8	2:04.254	47.52	1:07.988	11:18:39.406
2 -	42.955	84.6	31.172	109.2	1:14.127	79.66	17.861	11:19:53.533
3 -	35.518	126.6	24.132	125.2	59.650	99.00	3.384	11:20:53.183
4 -	34.255	129.0	23.782	126.4	58.037	101.75	1.771	11:21:51.220
5 -	33.937	130.0	23.256	126.9	57.193	103.25	0.927	11:22:48.413
6 -	33.671	130.5	23.611	126.7	57.282	103.09	1.016	11:23:45.695
7 -	34.210	130.0	23.040	126.9	57.250	103.15	0.984	11:24:42.945
8 -	33.566	130.0	22.992	127.4	56.558	104.41	0.292	11:25:39.503
9 -	33.642	129.8	22.977	126.4	56.619	104.30	0.353	11:26:36.122
10 -	33.516	129.5	22.901	126.7	56.417 (3)	104.67	0.151	11:27:32.539
11 -	33.712	129.5	IN PIT		1:01.359 P	96.24	5.093	11:28:33.898
12 -	OUTLAP	120.6	23.468	126.4	6:02.355	16.29	5:06.089	11:34:36.253
13 -	33.620	129.5	23.174	126.7	56.794	103.98	0.528	11:35:33.047
14 -	33.432	129.3	22.936	125.7	56.368 (2)	104.76	0.102	11:36:29.415
15 -	33.770	127.8	IN PIT		1:01.302 P	96.33	5.036	11:37:30.717
16 -	OUTLAP	72.0	29.787	124.5	6:05.101	16.17	5:08.835	11:43:35.818
17 -	34.491	117.3	23.648	127.2	58.139	101.57	1.873	11:44:33.957
18 -	33.743	129.5	23.051	126.7	56.794	103.98	0.528	11:45:30.751
19 -	33.623	128.8	23.104	126.7	56.727	104.10	0.461	11:46:27.478
20 -	33.548	129.3	22.918	126.7	56.466	104.58	0.200	11:47:23.944
21 -	33.511	130.3	23.030	126.7	56.541	104.44	0.275	11:48:20.485
22 -	33.862	130.0	23.009	126.7	56.871	103.84	0.605	11:49:17.356
23 -	33.329	129.8	22.937	126.9	56.266 (1)	104.95		11:50:13.622
24 -	33.333	130.3	23.120	126.7	56.453	104.61	0.187	11:51:10.075
25 -	33.472	129.8	23.061	126.4	56.533	104.46	0.267	11:52:06.608
26 -	33.503	129.3	23.037	126.4	56.540	104.45	0.274	11:53:03.148
27 -	33.590	129.3	IN PIT		1:01.435 P	96.12	5.169	11:54:04.583

P6 94 S Michael O'BRIEN		Mygale M12-SJ - Scholar - MBM Motorsport						
IDEAL LAP TIME : 56.378		BEST LAP TIME : 56.462		DIFFERENCE : 0.084				
LAP	SECTOR 1	SECTOR 2	LAP TIME	MPH	DIFF	TIME OF DAY		
1 -	43.597	85.7	26.415	112.4	1:10.012	84.35	13.550	11:17:32.417
2 -	47.388	68.1	27.247	125.2	1:14.635	79.12	18.173	11:18:47.052
3 -	35.640	129.3	24.337	126.4	59.977	98.46	3.515	11:19:47.029
4 -	34.808	130.3	24.370	126.2	59.178	99.79	2.716	11:20:46.207
5 -	35.324	130.3	23.904	126.9	59.228	99.71	2.766	11:21:45.435
6 -	35.181	131.3	23.742	127.4	58.923	100.22	2.461	11:22:44.358
7 -	34.170	131.8	23.466	126.9	57.636	102.46	1.174	11:23:41.994
8 -	33.865	131.5	23.335	126.9	57.200	103.24	0.738	11:24:39.194
9 -	33.629	131.0	23.203	127.7	56.832	103.91	0.370	11:25:36.026
10 -	33.893	130.8	23.196	126.9	57.089	103.44	0.627	11:26:33.115
11 -	33.600	130.8	IN PIT		1:05.986 P	89.49	9.524	11:27:39.101
12 -	OUTLAP	117.7	25.408	127.2	5:45.902	17.07	4:49.440	11:33:25.003
13 -	33.585	130.3	23.560	126.2	57.145	103.34	0.683	11:34:22.148
14 -	33.869	129.0	23.531	126.2	57.400	102.88	0.938	11:35:19.548
15 -	40.361	119.8	23.747	126.7	1:04.108	92.12	7.646	11:36:23.656
16 -	33.722	130.0	23.449	126.9	57.171	103.29	0.709	11:37:20.827
17 -	33.436	131.5	23.399	127.2	56.835	103.90	0.373	11:38:17.662
18 -	33.534	131.5	23.454	127.2	56.988	103.63	0.526	11:39:14.650
19 -	33.408	130.8	23.301	127.2	56.709	104.13	0.247	11:40:11.359
20 -	33.390	131.0	23.185	127.2	56.575 (2)	104.38	0.113	11:41:07.934
21 -	33.424	130.3	23.455	126.9	56.879	103.82	0.417	11:42:04.813
22 -	39.355	91.3	IN PIT		1:17.484 P	76.21	21.022	11:43:22.297

Weather / Track : Cloudy / Dry

Silverstone National
Circuit Length = 1.6404 miles
Start: 11:15 Flag 11:55 End: 11:55

2014 Dunlop MSA Formula Ford Championship of Great Britain

FREE PRACTICE SESSION 1 - SECTOR ANALYSIS

SECTOR 1 = FL to I1, SECTOR 2 = I1 to FL, DIFF = Difference To Personal Best Lap

23 -	OUTLAP	99.1	24.426	126.7	5:06.032	19.29	4:09.570	11:48:28.329
24 -	33.777	131.5	23.594	127.2	57.371	102.93	0.909	11:49:25.700
25 -	33.193	131.5	23.269	127.2	56.462 (1)	104.59		11:50:22.162
26 -	33.756	131.8	23.442	126.7	57.198	103.24	0.736	11:51:19.360
27 -	33.372	131.8	23.317	126.7	56.689	(3) 104.17	0.227	11:52:16.049
28 -	33.528	130.5	23.321	126.9	56.849	103.88	0.387	11:53:12.898
29 -	35.440	128.5	23.472	126.7	58.912	100.24	2.450	11:54:11.810
30 -	33.643	131.0	23.410	127.7	57.053	103.51	0.591	11:55:08.863

P7		20 S		Clay MITCHELL		Mygale M12-SJ - Mountune - JTR			
IDEAL LAP TIME : 56.539		BEST LAP TIME : 56.539		DIFFERENCE : 0.000					
LAP	SECTOR 1	SECTOR 2		LAP TIME	MPH	DIFF	TIME OF DAY		
1 -	OUTLAP	97.9	26.411	123.3	2:01.367	48.65	1:04.828	11:18:44.331	
2 -	39.136	106.6	26.299	126.7	1:05.435	90.25	8.896	11:19:49.766	
3 -	34.661	131.0	24.164	126.4	58.825	100.39	2.286	11:20:48.591	
4 -	34.808	130.3	23.856	127.7	58.664	100.66	2.125	11:21:47.255	
5 -	35.203	131.5	23.885	126.9	59.088	99.94	2.549	11:22:46.343	
6 -	34.431	131.8	24.576	126.4	59.007	100.08	2.468	11:23:45.350	
7 -	35.101	131.8	23.587	127.4	58.688	100.62	2.149	11:24:44.038	
8 -	34.618	129.0	23.600	127.7	58.218	101.44	1.679	11:25:42.256	
9 -	33.869	132.1	23.486	127.2	57.355	102.96	0.816	11:26:39.611	
10 -	33.747	131.8	23.245	127.4	56.992	(3) 103.62	0.453	11:27:36.603	
11 -	33.702	131.8	23.352	127.9	57.054	103.51	0.515	11:28:33.657	
12 -	33.809	131.8	23.261	127.4	57.070	103.48	0.531	11:29:30.727	
13 -	34.213	132.3	23.514	127.2	57.727	102.30	1.188	11:30:28.454	
14 -	33.582	132.3	23.437	127.7	57.019	103.57	0.480	11:31:25.473	
15 -	33.741	132.3	23.518	127.2	57.259	103.13	0.720	11:32:22.732	
16 -	33.892	131.8	IN PIT		1:04.960	P 90.91	8.421	11:33:27.692	
17 -	OUTLAP	131.3	23.708	127.2	9:30.315	10.35	8:33.776	11:42:58.007	
18 -	34.248	131.8	23.582	127.2	57.830	102.12	1.291	11:43:55.837	
19 -	34.122	131.5	23.351	127.9	57.473	102.75	0.934	11:44:53.310	
20 -	33.728	131.5	23.644	127.7	57.372	102.93	0.833	11:45:50.682	
21 -	33.935	131.3	23.328	127.4	57.263	103.13	0.724	11:46:47.945	
22 -	33.898	131.8	23.670	127.4	57.568	102.58	1.029	11:47:45.513	
23 -	33.771	132.1	23.685	127.2	57.456	102.78	0.917	11:48:42.969	
24 -	33.807	132.1	23.518	127.2	57.325	103.02	0.786	11:49:40.294	
25 -	33.731	131.8	23.302	127.4	57.033	103.54	0.494	11:50:37.327	
26 -	33.435	132.1	23.104	127.2	56.539 (1)	104.45		11:51:33.866	
27 -	33.522	132.1	23.413	127.4	56.935	(2) 103.72	0.396	11:52:30.801	
28 -	34.026	131.8	23.290	127.4	57.316	103.03	0.777	11:53:28.117	
29 -	34.265	131.8	23.619	127.7	57.884	102.02	1.345	11:54:26.001	
30 -	33.843	132.1	24.257	127.9	58.100	101.64	1.561	11:55:24.101	

P8		79 S		Jessica HAWKINS		Mygale M12-SJ - Scholar - MBM Motorsport			
IDEAL LAP TIME : 56.548		BEST LAP TIME : 56.555		DIFFERENCE : 0.007					
LAP	SECTOR 1	SECTOR 2		LAP TIME	MPH	DIFF	TIME OF DAY		
1 -	38.608	93.5	26.275	116.1	1:04.883	91.02	8.328	11:17:33.949	
2 -	46.757	71.8	28.966	123.8	1:15.723	77.99	19.168	11:18:49.672	
3 -	37.190	124.2	27.908	126.4	1:05.098	90.71	8.543	11:19:54.770	
4 -	34.823	131.5	24.032	127.2	58.855	100.34	2.300	11:20:53.625	
5 -	34.554	131.5	23.808	127.4	58.362	101.19	1.807	11:21:51.987	
6 -	34.161	132.1	23.748	127.4	57.909	101.98	1.354	11:22:49.896	
7 -	34.023	132.6	24.754	117.4	58.777	100.47	2.222	11:23:48.673	
8 -	34.358	132.1	23.429	127.9	57.787	102.19	1.232	11:24:46.460	
9 -	34.005	131.5	23.400	128.1	57.405	102.87	0.850	11:25:43.865	
10 -	33.758	131.8	23.351	127.7	57.109	103.41	0.554	11:26:40.974	
11 -	33.888	131.0	23.581	126.7	57.469	102.76	0.914	11:27:38.443	
12 -	33.649	131.5	23.391	127.7	57.040	103.53	0.485	11:28:35.483	
13 -	33.691	131.5	23.410	127.2	57.101	103.42	0.546	11:29:32.584	
14 -	33.755	132.3	23.343	127.4	57.098	103.43	0.543	11:30:29.682	
15 -	33.480	132.6	23.397	127.7	56.877	103.83	0.322	11:31:26.559	
16 -	33.735	132.1	IN PIT		1:05.083	P 90.74	8.528	11:32:31.642	
17 -	OUTLAP	111.4	28.163	122.0	6:23.149	15.41	5:26.594	11:38:54.791	

Weather / Track : Cloudy / Dry

Silverstone National
Circuit Length = 1.6404 miles
Start: 11:15 Flag 11:55 End: 11:55

2014 Dunlop MSA Formula Ford Championship of Great Britain

FREE PRACTICE SESSION 1 - SECTOR ANALYSIS

SECTOR 1 = FL to I1, SECTOR 2 = I1 to FL, DIFF = Difference To Personal Best Lap

18 -	39.336	98.9	24.664	125.7	1:04.000	92.27	7.445	11:39:58.791
19 -	34.259	131.0	23.748	127.2	58.007	101.80	1.452	11:40:56.798
20 -	34.127	131.0	23.650	126.2	57.777	102.21	1.222	11:41:54.575
21 -	34.048	132.1	23.300	127.2	57.348	102.97	0.793	11:42:51.923
22 -	33.579	131.5	23.260	127.4	56.839	103.90	0.284	11:43:48.762
23 -	33.544	131.3	23.321	127.7	56.865	103.85	0.310	11:44:45.627
24 -	33.547	131.8	23.178	127.7	56.725	104.11	0.170	11:45:42.352
25 -	33.682	131.3	23.209	126.9	56.891	103.80	0.336	11:46:39.243
26 -	33.455	131.5	23.100	127.2	56.555 (1)	104.42		11:47:35.798
27 -	33.796	131.5	24.610	85.0	58.406	101.11	1.851	11:48:34.204
28 -	36.283	131.8	23.188	126.7	59.471	99.30	2.916	11:49:33.675
29 -	33.608	131.5	23.093	126.9	56.701 (3)	104.15	0.146	11:50:30.376
30 -	33.488	131.8	23.193	126.2	56.681 (2)	104.19	0.126	11:51:27.057
31 -	33.973	130.8	23.488	122.4	57.461	102.77	0.906	11:52:24.518
32 -	1:26.078	74.3	IN PIT		2:03.628 P	47.76	1:07.073	11:54:28.146

P9 25 S Louise RICHARDSON		Mygale M12-SJ - Mountune - Richardson Racing						
IDEAL LAP TIME : 56.507		BEST LAP TIME : 56.684		DIFFERENCE : 0.177				
LAP	SECTOR 1		SECTOR 2		LAP TIME	MPH	DIFF	TIME OF DAY
1 -	42.505	106.5	27.846	96.7	1:10.351	83.94	13.667	11:18:59.629
2 -	40.908	126.8	24.558	126.2	1:05.466	90.20	8.782	11:20:05.095
3 -	35.043	128.5	24.200	126.7	59.243	99.68	2.559	11:21:04.338
4 -	34.519	130.0	23.653	126.9	58.172	101.52	1.488	11:22:02.510
5 -	34.482	131.0	23.506	127.7	57.988	101.84	1.304	11:23:00.498
6 -	34.029	131.5	23.387	127.2	57.416	102.85	0.732	11:23:57.914
7 -	34.102	131.0	23.561	127.2	57.663	102.41	0.979	11:24:55.577
8 -	34.499	130.3	23.293	127.7	57.792	102.18	1.108	11:25:53.369
9 -	34.021	131.0	23.347	126.9	57.368	102.94	0.684	11:26:50.737
10 -	33.804	130.8	23.196	127.2	57.000	103.60	0.316	11:27:47.737
11 -	36.796	128.8	23.217	127.4	1:00.013	98.40	3.329	11:28:47.750
12 -	33.722	130.8	23.086	127.7	56.808	103.95	0.124	11:29:44.558
13 -	33.889	131.3	23.653	126.9	57.542	102.63	0.858	11:30:42.100
14 -	33.720	131.0	23.431	127.2	57.151	103.33	0.467	11:31:39.251
15 -	34.012	131.0	23.125	127.4	57.137	103.35	0.453	11:32:36.388
16 -	35.176	111.2	23.520	127.2	58.696	100.61	2.012	11:33:35.084
17 -	33.705	130.5	23.281	126.9	56.986	103.63	0.302	11:34:32.070
18 -	33.985	130.3	23.223	126.9	57.208	103.23	0.524	11:35:29.278
19 -	37.788	102.9	IN PIT		1:11.339 P	82.78	14.655	11:36:40.617
20 -	OUTLAP	129.8	24.175	117.2	7:26.755	13.21	6:30.071	11:44:07.372
21 -	34.396	128.8	23.173	127.7	57.569	102.58	0.885	11:45:04.941
22 -	34.097	130.5	23.149	127.4	57.246	103.16	0.562	11:46:02.187
23 -	33.512	130.8	23.207	127.9	56.719 (2)	104.12	0.035	11:46:58.906
24 -	33.470	131.5	23.214	127.4	56.684 (1)	104.18		11:47:55.590
25 -	33.421	132.3	23.778	127.2	57.199	103.24	0.515	11:48:52.789
26 -	33.788	131.3	23.116	127.7	56.904	103.78	0.220	11:49:49.693
27 -	33.555	131.3	23.233	126.7	56.788 (3)	103.99	0.104	11:50:46.481
28 -	33.695	131.3	23.177	127.2	56.872	103.84	0.188	11:51:43.353
29 -	33.506	131.0	23.376	126.9	56.882	103.82	0.198	11:52:40.235
30 -	33.709	131.0	23.097	127.4	56.806	103.96	0.122	11:53:37.041

P10 23 S Chris MEALIN		Mygale M12-SJ - Swindon - Falcon Motorsport						
IDEAL LAP TIME : 56.634		BEST LAP TIME : 56.709		DIFFERENCE : 0.075				
LAP	SECTOR 1		SECTOR 2		LAP TIME	MPH	DIFF	TIME OF DAY
1 -	42.479	91.1	26.420	120.8	1:08.899	85.71	12.190	11:17:57.950
2 -	42.118	89.2	25.743	124.7	1:07.861	87.02	11.152	11:19:05.811
3 -	36.923	122.2	25.317	126.2	1:02.240	94.88	5.531	11:20:08.051
4 -	35.436	128.8	24.685	125.9	1:00.121	98.22	3.412	11:21:08.172
5 -	34.710	129.3	24.381	126.4	59.091	99.94	2.382	11:22:07.263
6 -	34.364	130.3	24.097	126.9	58.461	101.01	1.752	11:23:05.724
7 -	34.657	130.5	24.066	126.2	58.723	100.56	2.014	11:24:04.447
8 -	34.319	130.0	23.838	125.7	58.157	101.54	1.448	11:25:02.604
9 -	33.922	129.8	23.707	125.9	57.629	102.47	0.920	11:26:00.233
10 -	35.537	130.8	23.517	126.2	59.054	100.00	2.345	11:26:59.287

Weather / Track : Cloudy / Dry

Silverstone National
Circuit Length = 1.6404 miles
Start: 11:15 Flag 11:55 End: 11:55

2014 Dunlop MSA Formula Ford Championship of Great Britain

FREE PRACTICE SESSION 1 - SECTOR ANALYSIS

SECTOR 1 = FL to I1, SECTOR 2 = I1 to FL, DIFF = Difference To Personal Best Lap

11 -	33.895	129.8	23.413	126.4	57.308	103.05	0.599	11:27:56.595
12 -	38.562	99.2	IN PIT		1:10.229	P 84.09	13.520	11:29:06.824
13 -	OUTLAP	128.5	24.636	125.7	7:42.626	12.76	6:45.917	11:36:49.450
14 -	34.290	129.5	23.699	126.2	57.989	101.84	1.280	11:37:47.439
15 -	34.132	129.8	23.409	126.4	57.541	102.63	0.832	11:38:44.980
16 -	33.752	129.5	23.246	126.4	56.998	(3) 103.61	0.289	11:39:41.978
17 -	33.722	128.8	23.869	126.7	57.591	102.54	0.882	11:40:39.569
18 -	33.469	130.0	23.240	126.4	56.709	(1) 104.13		11:41:36.278
19 -	33.630	129.5	23.401	126.2	57.031	103.55	0.322	11:42:33.309
20 -	33.783	129.0	23.339	126.4	57.122	103.38	0.413	11:43:30.431
21 -	33.971	129.5	23.180	126.7	57.151	103.33	0.442	11:44:27.582
22 -	33.685	129.8	23.165	126.7	56.850	(2) 103.88	0.141	11:45:24.432
23 -	33.801	129.5	23.315	126.7	57.116	103.39	0.407	11:46:21.548
24 -	34.049	129.3	24.434	127.2	58.483	100.98	1.774	11:47:20.031
25 -	33.882	130.3	25.546	107.6	59.428	99.37	2.719	11:48:19.459
26 -	38.448	94.3	25.835	127.4	1:04.283	91.86	7.574	11:49:23.742
27 -	33.707	130.8	23.802	127.2	57.509	102.69	0.800	11:50:21.251
28 -	33.788	130.0	23.219	125.9	57.007	103.59	0.298	11:51:18.258
29 -	33.922	129.3	23.299	126.2	57.221	103.20	0.512	11:52:15.479
30 -	44.655	104.2	24.613	126.2	1:09.268	85.25	12.559	11:53:24.747
31 -	34.256	130.0	23.247	126.4	57.503	102.70	0.794	11:54:22.250
32 -	33.823	129.8	28.973	125.9	1:02.796	94.04	6.087	11:55:25.046

P11 24 S Ovie IRORO

Mygale M12-SJ - Scholar - Richardson Racing

IDEAL LAP TIME : 58.066

BEST LAP TIME : 58.305

DIFFERENCE : 0.239

LAP	SECTOR 1	SECTOR 2	LAP TIME	MPH	DIFF	TIME OF DAY		
1 -	OUTLAP	98.6	29.750	103.4	2:19.867	42.22	1:21.562	11:23:48.795
2 -	40.522	105.1	27.566	123.1	1:08.088	86.73	9.783	11:24:56.883
3 -	36.623	126.6	25.457	123.3	1:02.080	95.12	3.775	11:25:58.963
4 -	38.349	124.5	25.525	119.5	1:03.874	92.45	5.569	11:27:02.837
5 -	36.101	122.9	25.390	120.0	1:01.491	96.04	3.186	11:28:04.328
6 -	35.649	125.2	25.494	123.3	1:01.143	96.58	2.838	11:29:05.471
7 -	35.004	125.4	24.831	122.6	59.835	98.69	1.530	11:30:05.306
8 -	35.218	124.9	24.505	123.6	59.723	98.88	1.418	11:31:05.029
9 -	34.866	126.1	24.865	121.7	59.731	98.87	1.426	11:32:04.760
10 -	34.731	126.3	24.560	122.6	59.291	99.60	0.986	11:33:04.051
11 -	34.624	125.2	24.601	123.1	59.225	99.71	0.920	11:34:03.276
12 -	34.386	126.1	24.421	120.2	58.807	100.42	0.502	11:35:02.083
13 -	34.533	125.4	24.595	122.4	59.128	99.87	0.823	11:36:01.211
14 -	42.496	80.6	IN PIT		1:17.543	P 76.15	19.238	11:37:18.754
15 -	OUTLAP	124.9	26.688	122.9	4:36.573	21.35	3:38.268	11:41:55.327
16 -	35.577	125.9	25.085	122.4	1:00.662	97.35	2.357	11:42:55.989
17 -	37.158	125.2	24.412	124.5	1:01.570	95.91	3.265	11:43:57.559
18 -	34.412	126.8	24.952	123.6	59.364	99.48	1.059	11:44:56.923
19 -	34.591	125.6	24.983	122.4	59.574	99.13	1.269	11:45:56.497
20 -	34.823	124.5	24.431	123.8	59.254	99.66	0.949	11:46:55.751
21 -	34.274	126.1	24.198	124.5	58.472	(2) 100.99	0.167	11:47:54.223
22 -	34.185	126.3	24.865	122.9	59.050	100.01	0.745	11:48:53.273
23 -	34.587	128.8	24.556	122.4	59.143	99.85	0.838	11:49:52.416
24 -	34.603	127.3	23.939	123.3	58.542	(3) 100.87	0.237	11:50:50.958
25 -	34.231	127.3	24.314	122.0	58.545	100.87	0.240	11:51:49.503
26 -	34.828	123.8	24.239	123.3	59.067	99.98	0.762	11:52:48.570
27 -	34.424	124.7	23.881	123.1	58.305	(1) 101.28		11:53:46.875
28 -	39.748	81.7	IN PIT		1:15.540	P 78.17	17.235	11:55:02.415

P12 88 Greg HOLLOWAY

Sinter LA12 - Scholar - SWB Motorsport

IDEAL LAP TIME : 1:01.542

BEST LAP TIME : 1:01.747

DIFFERENCE : 0.205

LAP	SECTOR 1	SECTOR 2	LAP TIME	MPH	DIFF	TIME OF DAY		
1 -	45.768	83.5	30.226	95.7	1:15.994	77.71	14.247	11:21:56.388
2 -	41.394	91.5	27.115	119.7	1:08.509	86.20	6.762	11:23:04.897
3 -	39.890	99.7	25.660	120.0	1:05.550	90.09	3.803	11:24:10.447
4 -	37.584	104.0	25.502	120.6	1:03.086	(2) 93.61	1.339	11:25:13.533
5 -	36.925	125.4	24.822	121.3	1:01.747	(1) 95.64		11:26:15.280

Silverstone National

Circuit Length = 1.6404 miles

Start: 11:15 Flag 11:55 End: 11:55

Weather / Track : Cloudy / Dry

2014 Dunlop MSA Formula Ford Championship of Great Britain

FREE PRACTICE SESSION 1 - SECTOR ANALYSIS

SECTOR 1 = FL to I1, SECTOR 2 = I1 to FL, DIFF = Difference To Personal Best Lap

6 -	38.868	125.9	24.617	121.1	1:03.485	(3)	93.02	1.738	11:27:18.765
7 -	1:00.890	25.9	IN PIT		2:08.631	P	45.91	1:06.884	11:29:27.396

2014 Dunlop MSA Formula Ford Championship of Great Britain

FREE PRACTICE SESSION 1 - BEST SPEEDS

POS	SECTOR 1			SECTOR 2			FINISH LINE		
	NO	NAME	MPH	NO	NAME	MPH	NO	NAME	MPH
1	2	Jayde KRUGER	134.2				2	Jayde KRUGER	129.9
2	18	Max MARSHALL	133.4				6	Harrison SCOTT	129.2
3	6	Harrison SCOTT	132.8				18	Max MARSHALL	128.9
4	79	Jessica HAWKINS	132.6				11	Ricky COLLARD	128.1
5	25	Louise RICHARDSON	132.3				79	Jessica HAWKINS	128.1
6	20	Clay MITCHELL	132.3				25	Louise RICHARDSON	127.9
7	11	Ricky COLLARD	131.8				20	Clay MITCHELL	127.9
8	94	Michael O'BRIEN	131.8				94	Michael O'BRIEN	127.7
9	23	Chris MEALIN	130.8				16	Ashley SUTTON	127.4
10	16	Ashley SUTTON	130.5				23	Chris MEALIN	127.4
11	24	Ovie IRORO	128.8				24	Ovie IRORO	124.5
12	88	Greg HOLLOWAY	125.9				88	Greg HOLLOWAY	121.3

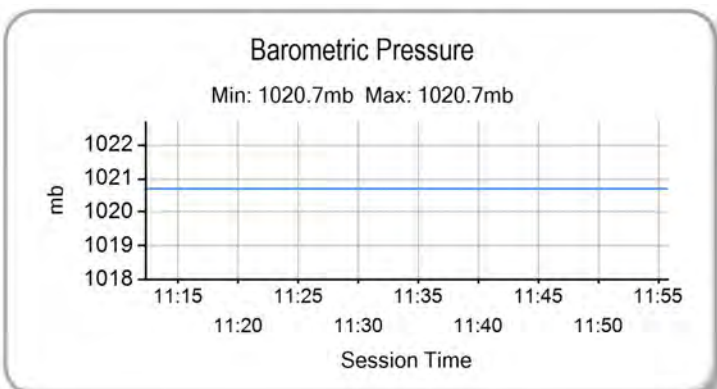
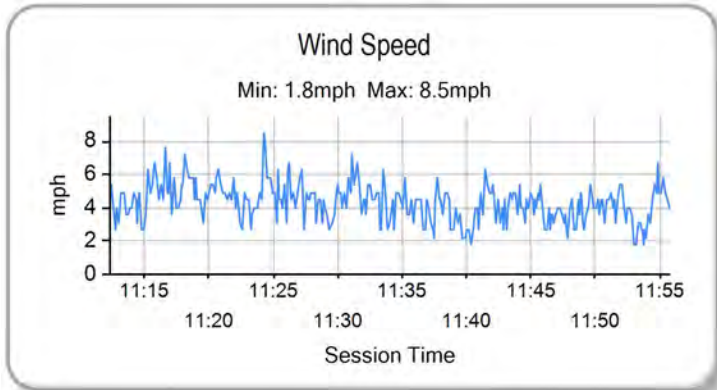
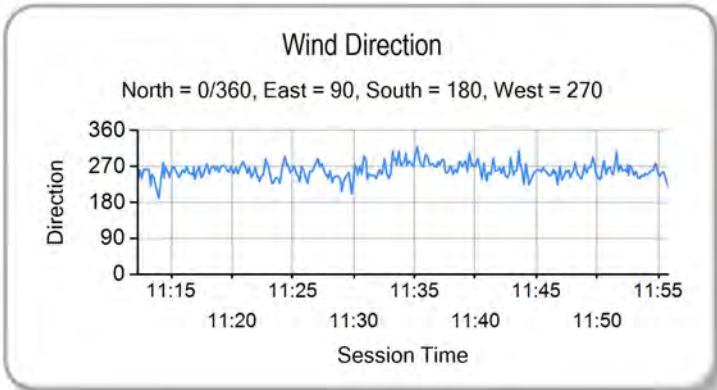
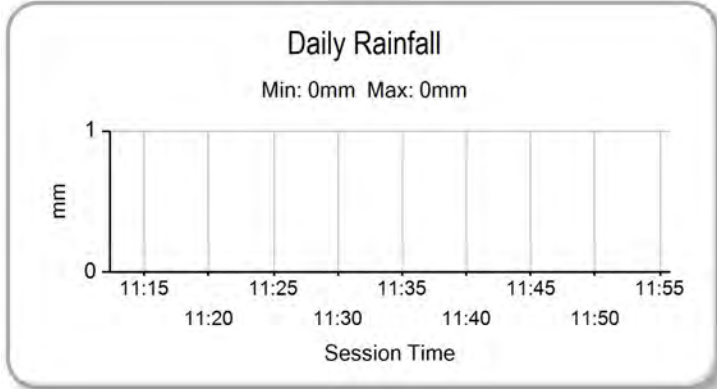
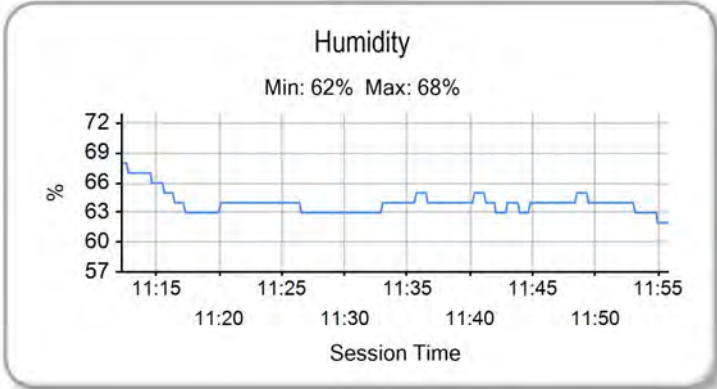
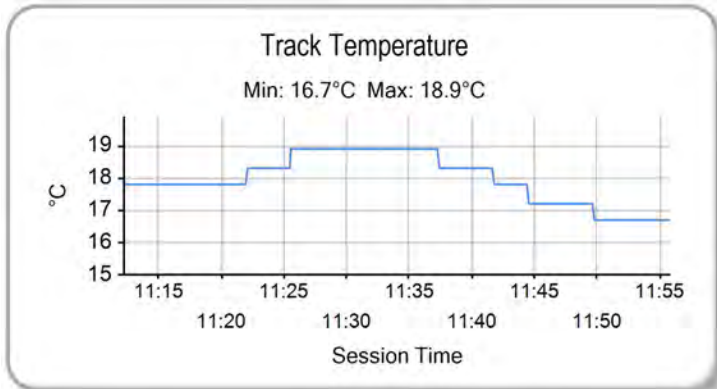
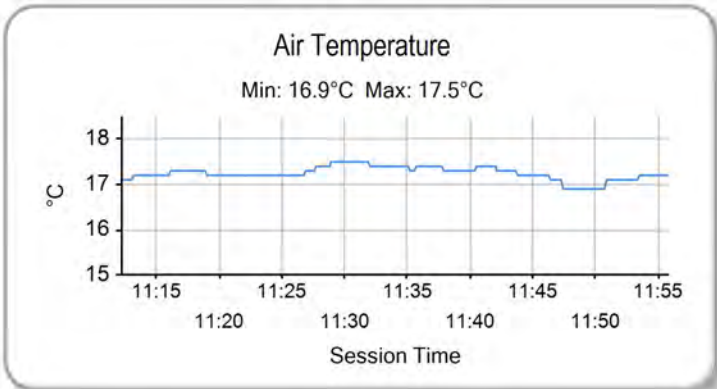
Weather / Track : Cloudy / Dry

Results can be found at www.tsl-timing.com

Silverstone National
Circuit Length = 1.6404 miles
Start: 11:15 Flag 11:55 End: 11:55

Printed - 12:01 Friday, 26 September 2014

2014 Dunlop MSA Formula Ford Championship of Great Britain
FREE PRACTICE SESSION 1 - WEATHER CONDITIONS



Weather / Track : Cloudy / Dry

Results can be found at www.tsl-timing.com

Silverstone National
 Circuit Length = 1.6404 miles
 Start: 11:15 Flag 11:55 End: 11:55

Printed - 12:02 Friday, 26 September 2014

2014 Dunlop MSA Formula Ford Championship of Great Britain

FREE PRACTICE SESSION 1 - BEST SECTORS

SECTOR 1			SECTOR 2			IDEAL / BEST COMPARISON						
POS	NO	NAME	TIME	NO	NAME	TIME	POS	NO	NAME	IDEAL	BEST	DIFF
1	2	KRUGER	32.955	2	KRUGER	22.665						
2	6	SCOTT	32.961	6	SCOTT	22.673						
3	18	MARSHALL	33.080	18	MARSHALL	22.759	1	2	KRUGER	55.620	55.658	0.038
4	94	O'BRIEN	33.193	11	COLLARD	22.839	2	6	SCOTT	55.634	55.729	0.095
5	11	COLLARD	33.299	16	SUTTON	22.901	3	18	MARSHALL	55.839	55.982	0.143
6	16	SUTTON	33.329	25	RICHARDSON	23.086	4	11	COLLARD	56.138	56.140	0.002
7	25	RICHARDSON	33.421	79	HAWKINS	23.093	5	16	SUTTON	56.230	56.266	0.036
8	20	MITCHELL	33.435	20	MITCHELL	23.104	6	94	O'BRIEN	56.378	56.462	0.084
9	79	HAWKINS	33.455	23	MEALIN	23.165	7	25	RICHARDSON	56.507	56.684	0.177
10	23	MEALIN	33.469	94	O'BRIEN	23.185	8	20	MITCHELL	56.539	56.539	0.000
11	24	IRORO	34.185	24	IRORO	23.881	9	79	HAWKINS	56.548	56.555	0.007
12	88	HOLLOWAY	36.925	88	HOLLOWAY	24.617	10	23	MEALIN	56.634	56.709	0.075
							11	24	IRORO	58.066	58.305	0.239
							12	88	HOLLOWAY	1:01.542	1:01.747	0.205

Weather / Track : Cloudy / Dry

Results can be found at www.tsl-timing.com

Silverstone National
 Circuit Length = 1.6404 miles
 Start: 11:15 Flag 11:55 End: 11:55

Printed - 11:56 Friday, 26 September 2014



2014 Dunlop MSA Formula Ford Championship of Great Britain

FREE PRACTICE SESSION 2 - CLASSIFICATION

POS	NO	CL	PIC NAME	NAT	ENTRY	TIME	ON	LAPS	GAP	DIFF	MPH
1	2		1 Jayde KRUGER	RSA	Mygale M12 SJ - Mountune - JTR	54.906	19	20			107.55
2	6		2 Harrison SCOTT	GBR	Mygale M13 SJ - Swindon - Falcon Motorsport	55.286	26	28	0.380	0.380	106.82
3	18		3 Max MARSHALL	GBR	Mygale M12 SJ - Mountune - JTR	55.447	18	23	0.541	0.161	106.51
4	74		4 James ABBOTT	GBR	Mygale M13-SJ - Mountune - Radical Motorsport	55.507	24	29	0.601	0.060	106.39
5	16	S	1 Ashley SUTTON	GBR	Mygale M12-SJ - Scholar - MBM Motorsport	55.538	24	31	0.632	0.031	106.33
6	26		5 Juan ROSSO	ARG	Mygale M13-SJ - Mountune - Radical Motorsport	55.637	26	28	0.731	0.099	106.14
7	11	S	2 Ricky COLLARD	GBR	Mygale M12-SJ - Swindon - Falcon Motorsport	55.848	24	30	0.942	0.211	105.74
8	94	S	3 Michael O'BRIEN	GBR	Mygale M12-SJ - Scholar - MBM Motorsport	55.918	19	30	1.012	0.070	105.61
9	20	S	4 Clay MITCHELL	GBR	Mygale M12-SJ - Mountune - JTR	56.039	22	32	1.133	0.121	105.38
10	25	S	5 Louise RICHARDSON	GBR	Mygale M12-SJ - Mountune - Richardson Racing	56.057	23	28	1.151	0.018	105.35
11	23	S	6 Chris MEALIN	GBR	Mygale M12-SJ - Swindon - Falcon Motorsport	56.526	10	30	1.620	0.469	104.47
12	79	S	7 Jessica HAWKINS	GBR	Mygale M12-SJ - Scholar - MBM Motorsport	56.744	14	25	1.838	0.218	104.07
13	24	S	8 Ovie IRORO	NIG	Mygale M12-SJ - Scholar - Richardson Racing	58.362	29	30	3.456	1.618	101.19
14	88		6 Greg HOLLOWAY	AUS	Sinter LA12 - Scholar - SWB Motorsport	58.639	30	32	3.733	0.277	100.71

Weather / Track : Cloudy / Dry

Results can be found at www.tsl-timing.com

Silverstone National
Circuit Length = 1.6404 miles
Start: 15:45 Flag 16:24 End: 16:25

Printed - 16:27 Friday, 26 September 2014

2014 Dunlop MSA Formula Ford Championship of Great Britain

FREE PRACTICE SESSION 2 - SECTOR ANALYSIS

SECTOR 1 = FL to I1, SECTOR 2 = I1 to FL, DIFF = Difference To Personal Best Lap

P1		2		Jayde KRUGER		Mygale M12 SJ - Mountune - JTR			
IDEAL LAP TIME : 54.893		BEST LAP TIME : 54.906		DIFFERENCE : 0.013					
LAP	SECTOR 1		SECTOR 2		LAP TIME	MPH	DIFF	TIME OF DAY	
1 -	42.201	83.7	26.652	126.4	1:08.853	85.77	13.947	15:47:46.936	
2 -	34.556	131.5	23.251	126.9	57.807	102.16	2.901	15:48:44.743	
3 -	34.041	131.3	23.070	126.9	57.111	103.40	2.205	15:49:41.854	
4 -	33.540	132.3	22.810	128.4	56.350	104.80	1.444	15:50:38.204	
5 -	33.141	133.1	22.692	128.7	55.833	105.77	0.927	15:51:34.037	
6 -	33.056	133.4	22.686	128.4	55.742	105.94	0.836	15:52:29.779	
7 -	33.005	133.9	22.586	128.7	55.591	106.23	0.685	15:53:25.370	
8 -	33.319	133.9	25.547	128.1	58.866	100.32	3.960	15:54:24.236	
9 -	35.422	134.2	22.923	128.9	58.345	101.21	3.439	15:55:22.581	
10 -	32.867	133.6	22.773	128.7	55.640	106.14	0.734	15:56:18.221	
11 -	33.239	133.6	IN PIT		1:00.938	P 96.91	6.032	15:57:19.159	
12 -	OUTLAP	114.1	26.914	119.3	9:31.151	10.33	8:36.245	16:06:50.310	
13 -	36.292	130.8	24.154	127.4	1:00.446	97.70	5.540	16:07:50.756	
14 -	34.161	133.1	23.295	129.4	57.456	102.78	2.550	16:08:48.212	
15 -	32.926	134.4	23.058	128.9	55.984	105.48	1.078	16:09:44.196	
16 -	32.769	134.2	22.527	128.9	55.296	106.80	0.390	16:10:39.492	
17 -	32.720	134.2	22.520	128.4	55.240	(3) 106.90	0.334	16:11:34.732	
18 -	32.795	134.2	22.380	129.2	55.175	(2) 107.03	0.269	16:12:29.907	
19 -	32.566	135.0	22.340	129.7	54.906	(1) 107.55		16:13:24.813	
20 -	32.553	134.4	IN PIT		1:01.017	P 96.78	6.111	16:14:25.830	

P2		6		Harrison SCOTT		Mygale M13 SJ - Swindon - Falcon Motorsport			
IDEAL LAP TIME : 55.219		BEST LAP TIME : 55.286		DIFFERENCE : 0.067					
LAP	SECTOR 1		SECTOR 2		LAP TIME	MPH	DIFF	TIME OF DAY	
1 -	39.737	129.3	23.290	127.7	1:03.027	93.70	7.741	15:47:39.894	
2 -	33.530	131.3	23.239	126.9	56.769	104.02	1.483	15:48:36.663	
3 -	33.763	131.3	22.936	127.4	56.699	104.15	1.413	15:49:33.362	
4 -	33.243	131.5	22.788	127.9	56.031	105.40	0.745	15:50:29.393	
5 -	33.130	131.5	22.807	128.1	55.937	105.57	0.651	15:51:25.330	
6 -	33.040	131.5	23.107	127.7	56.147	105.18	0.861	15:52:21.477	
7 -	33.012	131.8	22.718	127.7	55.730	105.96	0.444	15:53:17.207	
8 -	33.246	132.3	23.058	127.4	56.304	104.88	1.018	15:54:13.511	
9 -	37.091	108.2	IN PIT		1:04.268	P 91.89	8.982	15:55:17.779	
10 -	OUTLAP	112.2	23.331	127.2	4:00.018	24.60	3:04.732	15:59:17.797	
11 -	33.172	132.1	22.761	127.4	55.933	105.58	0.647	16:00:13.730	
12 -	33.912	131.8	23.284	127.2	57.196	103.25	1.910	16:01:10.926	
13 -	32.882	132.6	22.916	127.2	55.798	105.84	0.512	16:02:06.724	
14 -	35.812	87.4	IN PIT		1:02.963	P 93.79	7.677	16:03:09.687	
15 -	OUTLAP	66.9	28.488	94.6	4:53.751	20.10	3:58.465	16:08:03.438	
16 -	42.130	96.8	24.522	128.7	1:06.652	88.60	11.366	16:09:10.090	
17 -	32.987	132.6	22.794	128.4	55.781	105.87	0.495	16:10:05.871	
18 -	32.754	133.1	23.201	128.7	55.955	105.54	0.669	16:11:01.826	
19 -	33.397	131.5	22.693	127.9	56.090	105.28	0.804	16:11:57.916	
20 -	32.648	132.1	22.652	127.9	55.300	(2) 106.79	0.014	16:12:53.216	
21 -	32.836	131.8	22.571	128.1	55.407	(3) 106.58	0.121	16:13:48.623	
22 -	32.839	131.5	22.874	127.9	55.713	106.00	0.427	16:14:44.336	
23 -	39.232	98.5	IN PIT		1:06.255	P 89.13	10.969	16:15:50.591	
24 -	OUTLAP	128.8	24.050	128.4	5:46.569	17.04	4:51.283	16:21:37.160	
25 -	32.892	132.3	22.596	127.7	55.488	106.43	0.202	16:22:32.648	
26 -	32.653	132.3	22.633	127.7	55.286	(1) 106.82		16:23:27.934	
27 -	32.953	131.8	22.882	127.4	55.835	105.77	0.549	16:24:23.769	
28 -	33.069	131.5	22.723	127.4	55.792	105.85	0.506	16:25:19.561	

P3		18		Max MARSHALL		Mygale M12 SJ - Mountune - JTR			
IDEAL LAP TIME : 55.324		BEST LAP TIME : 55.447		DIFFERENCE : 0.123					
LAP	SECTOR 1		SECTOR 2		LAP TIME	MPH	DIFF	TIME OF DAY	
1 -	37.685	80.4	26.490	124.7	1:04.175	92.02	8.728	15:47:47.775	
2 -	34.963	129.5	23.467	125.9	58.430	101.07	2.983	15:48:46.205	

Weather / Track : Cloudy / Dry

Silverstone National
Circuit Length = 1.6404 miles
Start: 15:45 Flag 16:24 End: 16:25

2014 Dunlop MSA Formula Ford Championship of Great Britain

FREE PRACTICE SESSION 2 - SECTOR ANALYSIS

SECTOR 1 = FL to I1, SECTOR 2 = I1 to FL, DIFF = Difference To Personal Best Lap

3 -	34.257	130.3	23.215	125.2	57.472	102.75	2.025	15:49:43.677
4 -	33.658	131.0	22.990	126.9	56.648	104.25	1.201	15:50:40.325
5 -	40.341	104.8	IN PIT		1:13.314	P 80.55	17.867	15:51:53.639
6 -	OUTLAP	109.6	25.577	124.0	8:25.616	11.68	7:30.169	16:00:19.255
7 -	36.518	129.5	23.873	126.2	1:00.391	97.79	4.944	16:01:19.646
8 -	33.859	130.5	23.350	127.2	57.209	103.22	1.762	16:02:16.855
9 -	33.568	132.8	22.953	127.9	56.521	104.48	1.074	16:03:13.376
10 -	33.537	132.8	22.904	127.9	56.441	104.63	0.994	16:04:09.817
11 -	33.391	132.3	22.942	127.7	56.333	104.83	0.886	16:05:06.150
12 -	33.015	132.6	22.746	127.4	55.761	105.91	0.314	16:06:01.911
13 -	33.055	133.1	22.767	127.4	55.822	105.79	0.375	16:06:57.733
14 -	33.000	133.1	22.702	128.1	55.702	106.02	0.255	16:07:53.435
15 -	32.889	133.4	22.707	128.4	55.596	106.22	0.149	16:08:49.031
16 -	32.776	133.6	22.881	128.7	55.657	106.10	0.210	16:09:44.688
17 -	32.878	133.1	22.591	128.1	55.469	(2) 106.46	0.022	16:10:40.157
18 -	32.733	133.4	22.714	128.1	55.447	(1) 106.51		16:11:35.604
19 -	32.800	133.6	22.942	127.9	55.742	105.94	0.295	16:12:31.346
20 -	32.815	133.1	22.690	128.4	55.505	(3) 106.39	0.058	16:13:26.851
21 -	32.829	133.1	22.866	128.1	55.695	106.03	0.248	16:14:22.546
22 -	32.774	133.9	22.795	128.4	55.569	106.27	0.122	16:15:18.115
23 -	32.806	132.8	IN PIT		1:02.408	P 94.62	6.961	16:16:20.523

P4 74

James ABBOTT

Mygale M13-SJ - Mountune - Radical Motorsport

IDEAL LAP TIME : 55.364

BEST LAP TIME : 55.507

DIFFERENCE : 0.143

LAP	SECTOR 1		SECTOR 2		LAP TIME	MPH	DIFF	TIME OF DAY
1 -	42.436	95.3	26.336	111.6	1:08.772	85.87	13.265	15:47:49.384
2 -	35.842	128.5	23.777	126.7	59.619	99.05	4.112	15:48:49.003
3 -	33.492	132.3	22.988	127.7	56.480	104.56	0.973	15:49:45.483
4 -	33.091	132.8	22.853	128.1	55.944	105.56	0.437	15:50:41.427
5 -	33.122	132.6	22.753	128.4	55.875	105.69	0.368	15:51:37.302
6 -	33.075	132.8	22.833	127.9	55.908	105.63	0.401	15:52:33.210
7 -	33.068	133.1	22.694	127.4	55.762	105.90	0.255	15:53:28.972
8 -	32.855	133.4	22.836	128.4	55.691	106.04	0.184	15:54:24.663
9 -	32.971	133.1	22.802	127.4	55.773	105.88	0.266	15:55:20.436
10 -	33.004	133.4	IN PIT		1:02.397	P 94.64	6.890	15:56:22.833
11 -	OUTLAP	128.8	23.757	125.7	6:19.112	15.57	5:23.605	16:02:41.945
12 -	33.263	133.1	22.818	127.9	56.081	105.30	0.574	16:03:38.026
13 -	32.805	133.4	22.774	127.9	55.579	106.25	0.072	16:04:33.605
14 -	32.940	132.8	22.717	128.1	55.657	106.10	0.150	16:05:29.262
15 -	32.870	133.1	22.814	127.2	55.684	106.05	0.177	16:06:24.946
16 -	33.108	132.6	23.165	127.7	56.273	104.94	0.766	16:07:21.219
17 -	33.037	133.4	22.788	127.7	55.825	105.78	0.318	16:08:17.044
18 -	32.957	133.6	22.833	127.7	55.790	105.85	0.283	16:09:12.834
19 -	33.079	133.6	IN PIT		1:00.173	P 98.14	4.666	16:10:13.007
20 -	OUTLAP	115.7	23.869	127.9	5:43.678	17.18	4:48.171	16:15:56.685
21 -	33.289	132.8	22.876	128.7	56.165	105.14	0.658	16:16:52.850
22 -	33.138	133.6	22.925	127.9	56.063	105.33	0.556	16:17:48.913
23 -	32.794	133.6	22.817	127.9	55.611	106.19	0.104	16:18:44.524
24 -	32.730	132.8	22.777	127.9	55.507	(1) 106.39		16:19:40.031
25 -	33.264	132.3	23.658	127.9	56.922	103.75	1.415	16:20:36.953
26 -	32.670	133.6	22.840	128.1	55.510	(2) 106.38	0.003	16:21:32.463
27 -	32.802	133.4	22.840	128.4	55.642	106.13	0.135	16:22:28.105
28 -	32.762	133.6	22.757	127.7	55.519	(3) 106.37	0.012	16:23:23.624
29 -	37.659	87.8	IN PIT		1:12.819	P 81.10	17.312	16:24:36.443

P5 16 S

Ashley SUTTON

Mygale M12-SJ - Scholar - MBM Motorsport

IDEAL LAP TIME : 55.397

BEST LAP TIME : 55.538

DIFFERENCE : 0.141

LAP	SECTOR 1		SECTOR 2		LAP TIME	MPH	DIFF	TIME OF DAY
1 -	39.487	99.8	25.326	116.3	1:04.813	91.11	9.275	15:48:05.789
2 -	36.436	127.0	24.026	126.2	1:00.462	97.67	4.924	15:49:06.251
3 -	33.573	131.3	24.225	126.4	57.798	102.17	2.260	15:50:04.049
4 -	33.585	132.1	22.898	126.4	56.483	104.55	0.945	15:51:00.532
5 -	33.436	131.0	22.673	126.4	56.109	105.25	0.571	15:51:56.641

Silverstone National

Circuit Length = 1.6404 miles

Start: 15:45 Flag 16:24 End: 16:25

Weather / Track : Cloudy / Dry

2014 Dunlop MSA Formula Ford Championship of Great Britain

FREE PRACTICE SESSION 2 - SECTOR ANALYSIS

SECTOR 1 = FL to I1, SECTOR 2 = I1 to FL, DIFF = Difference To Personal Best Lap

6 -	33.136	132.1	22.580	126.7	55.716	105.99	0.178	15:52:52.357
7 -	33.482	132.3	22.843	126.4	56.325	104.84	0.787	15:53:48.682
8 -	33.210	131.5	22.577	126.7	55.787	105.86	0.249	15:54:44.469
9 -	33.137	131.8	22.663	126.7	55.800	105.83	0.262	15:55:40.269
10 -	33.045	131.5	22.621	126.4	55.666	106.09	0.128	15:56:35.935
11 -	33.095	132.1	22.615	126.7	55.710	106.00	0.172	15:57:31.645
12 -	33.083	132.3	22.475	126.4	55.558 (3)	106.29	0.020	15:58:27.203
13 -	34.076	115.1	IN PIT		1:03.115 P	93.56	7.577	15:59:30.318
14 -	OUTLAP	127.5	23.670	127.2	5:10.227	19.03	4:14.689	16:04:40.545
15 -	33.180	131.0	22.535	126.9	55.715	105.99	0.177	16:05:36.260
16 -	33.045	131.3	22.519	126.7	55.564	106.28	0.026	16:06:31.824
17 -	33.017	131.5	22.577	126.9	55.594	106.22	0.056	16:07:27.418
18 -	33.358	131.8	IN PIT		59.944 P	98.51	4.406	16:08:27.362
19 -	OUTLAP	129.8	22.807	126.7	3:50.090	25.66	2:54.552	16:12:17.452
20 -	33.080	131.8	22.536	127.2	55.616	106.18	0.078	16:13:13.068
21 -	32.941	131.8	22.665	126.9	55.606	106.20	0.068	16:14:08.674
22 -	33.090	131.8	22.456	126.7	55.546 (2)	106.32	0.008	16:15:04.220
23 -	32.996	131.8	22.619	127.4	55.615	106.18	0.077	16:15:59.835
24 -	33.042	132.1	22.496	127.2	55.538 (1)	106.33		16:16:55.373
25 -	33.124	132.8	22.707	127.7	55.831	105.77	0.293	16:17:51.204
26 -	33.211	132.3	22.923	127.4	56.134	105.20	0.596	16:18:47.338
27 -	33.156	132.1	IN PIT		59.657 P	98.99	4.119	16:19:46.995
28 -	OUTLAP	130.0	22.912	127.4	2:33.856	38.38	1:38.318	16:22:20.851
29 -	33.138	132.3	22.615	126.7	55.753	105.92	0.215	16:23:16.604
30 -	33.056	132.3	22.622	127.2	55.678	106.06	0.140	16:24:12.282
31 -	33.078	132.8	IN PIT		1:06.646 P	88.61	11.108	16:25:18.928

P6		26		Juan ROSSO		Mygale M13-SJ - Mountune - Radical Motorsport		
IDEAL LAP TIME : 55.637		BEST LAP TIME : 55.637		DIFFERENCE : 0.000				
LAP	SECTOR 1		SECTOR 2		LAP TIME	MPH	DIFF	TIME OF DAY
1 -	42.390	102.6	26.402	112.6	1:08.792	85.84	13.155	15:47:51.372
2 -	35.680	123.5	23.774	127.7	59.454	99.33	3.817	15:48:50.826
3 -	33.364	132.6	23.166	127.9	56.530	104.46	0.893	15:49:47.356
4 -	33.126	133.1	23.018	127.9	56.144	105.18	0.507	15:50:43.500
5 -	33.089	133.4	23.003	127.9	56.092	105.28	0.455	15:51:39.592
6 -	33.106	132.6	22.961	127.7	56.067	105.33	0.430	15:52:35.659
7 -	33.182	133.6	22.867	127.2	56.049	105.36	0.412	15:53:31.708
8 -	33.070	133.6	23.038	126.4	56.108	105.25	0.471	15:54:27.816
9 -	33.182	133.1	22.860	127.2	56.042	105.37	0.405	15:55:23.858
10 -	33.329	133.6	22.966	127.4	56.295	104.90	0.658	15:56:20.153
11 -	33.136	133.1	22.875	127.2	56.011	105.43	0.374	15:57:16.164
12 -	37.483	109.8	IN PIT		1:09.497 P	84.97	13.860	15:58:25.661
13 -	OUTLAP	128.3	23.274	126.9	7:11.757	13.67	6:16.120	16:05:37.418
14 -	34.159	124.2	23.223	127.9	57.382	102.91	1.745	16:06:34.800
15 -	34.695	130.3	22.990	126.7	57.685	102.37	2.048	16:07:32.485
16 -	33.335	133.1	23.003	126.7	56.338	104.82	0.701	16:08:28.823
17 -	33.358	132.8	22.782	126.4	56.140	105.19	0.503	16:09:24.963
18 -	34.615	128.3	IN PIT		1:03.310 P	93.28	7.673	16:10:28.273
19 -	OUTLAP	103.8	25.152	124.5	4:46.563	20.60	3:50.926	16:15:14.836
20 -	36.376	121.1	23.371	127.7	59.747	98.84	4.110	16:16:14.583
21 -	33.385	132.8	22.910	127.4	56.295	104.90	0.658	16:17:10.878
22 -	33.226	132.8	22.822	127.7	56.048	105.36	0.411	16:18:06.926
23 -	33.385	132.6	22.752	127.4	56.137	105.20	0.500	16:19:03.063
24 -	33.153	133.1	22.785	127.2	55.938 (2)	105.57	0.301	16:19:59.001
25 -	33.020	132.8	23.086	126.7	56.106	105.25	0.469	16:20:55.107
26 -	32.910	133.6	22.727	127.2	55.637 (1)	106.14		16:21:50.744
27 -	33.132	133.1	22.823	126.7	55.955 (3)	105.54	0.318	16:22:46.699
28 -	46.289	109.1	IN PIT		1:18.215 P	75.50	22.578	16:24:04.914

P7		11 S		Ricky COLLARD		Mygale M12-SJ - Swindon - Falcon Motorsport		
IDEAL LAP TIME : 55.663		BEST LAP TIME : 55.848		DIFFERENCE : 0.185				
LAP	SECTOR 1		SECTOR 2		LAP TIME	MPH	DIFF	TIME OF DAY
1 -	34.774	121.7	23.882	125.9	58.656	100.68	2.808	15:47:33.538

Weather / Track : Cloudy / Dry

Silverstone National
Circuit Length = 1.6404 miles
Start: 15:45 Flag 16:24 End: 16:25

2014 Dunlop MSA Formula Ford Championship of Great Britain

FREE PRACTICE SESSION 2 - SECTOR ANALYSIS

SECTOR 1 = FL to I1, SECTOR 2 = I1 to FL, DIFF = Difference To Personal Best Lap

2 -	34.662	127.3	23.502	125.7	58.164	101.53	2.316	15:48:31.702
3 -	34.055	130.3	23.290	125.0	57.345	102.98	1.497	15:49:29.047
4 -	33.753	130.3	22.914	125.7	56.667	104.21	0.819	15:50:25.714
5 -	33.591	130.3	23.020	125.9	56.611	104.32	0.763	15:51:22.325
6 -	36.536	122.9	23.115	126.7	59.651	99.00	3.803	15:52:21.976
7 -	33.474	131.5	23.228	126.4	56.702	104.15	0.854	15:53:18.678
8 -	33.590	131.5	22.968	126.4	56.558	104.41	0.710	15:54:15.236
9 -	33.771	130.5	23.597	125.2	57.368	102.94	1.520	15:55:12.604
10 -	33.957	131.0	22.968	125.7	56.925	103.74	1.077	15:56:09.529
11 -	33.631	131.0	IN PIT		1:04.026	P 92.23	8.178	15:57:13.555
12 -	OUTLAP	131.3	23.728	125.7	2:27.949	39.91	1:32.101	15:59:41.504
13 -	33.547	131.0	22.963	125.5	56.510	104.50	0.662	16:00:38.014
14 -	33.448	131.0	23.050	125.7	56.498	104.52	0.650	16:01:34.512
15 -	33.664	130.8	23.174	125.5	56.838	103.90	0.990	16:02:31.350
16 -	33.308	131.5	23.060	125.7	56.368	104.76	0.520	16:03:27.718
17 -	33.414	131.3	23.019	126.2	56.433	104.64	0.585	16:04:24.151
18 -	35.123	122.4	IN PIT		1:03.437	P 93.09	7.589	16:05:27.588
19 -	OUTLAP	127.0	24.557	127.4	7:25.971	13.24	6:30.123	16:12:53.559
20 -	33.737	130.5	23.062	126.7	56.799	103.97	0.951	16:13:50.358
21 -	33.274	131.3	22.778	126.2	56.052	105.36	0.204	16:14:46.410
22 -	33.273	131.0	22.695	126.2	55.968	105.51	0.120	16:15:42.378
23 -	33.238	131.0	22.635	126.4	55.873	(3) 105.69	0.025	16:16:38.251
24 -	33.137	131.0	22.711	126.2	55.848	(1) 105.74		16:17:34.099
25 -	33.060	131.3	23.192	126.2	56.252	104.98	0.404	16:18:30.351
26 -	33.188	131.0	23.396	125.7	56.584	104.36	0.736	16:19:26.935
27 -	33.028	131.3	22.839	125.5	55.867	(2) 105.70	0.019	16:20:22.802
28 -	33.167	131.0	22.804	125.2	55.971	105.51	0.123	16:21:18.773
29 -	34.330	128.0	IN PIT		59.569	P 99.13	3.721	16:22:18.342
30 -	OUTLAP	124.9	23.990	126.2	2:20.139	42.14	1:24.291	16:24:38.481

P8 94 S Michael O'BRIEN

Mygale M12-SJ - Scholar - MBM Motorsport

IDEAL LAP TIME : 55.918

BEST LAP TIME : 55.918

DIFFERENCE : 0.000

LAP	SECTOR 1		SECTOR 2		LAP TIME	MPH	DIFF	TIME OF DAY
1 -	47.735	79.3	28.637	97.2	1:16.372	77.32	20.454	15:48:03.433
2 -	40.659	114.9	25.814	125.9	1:06.473	88.84	10.555	15:49:09.906
3 -	33.639	131.0	27.200	100.5	1:00.839	97.07	4.921	15:50:10.745
4 -	35.839	130.3	23.314	126.4	59.153	99.83	3.235	15:51:09.898
5 -	33.492	131.0	23.087	125.7	56.579	104.37	0.661	15:52:06.477
6 -	33.865	130.8	23.126	126.2	56.991	103.62	1.073	15:53:03.468
7 -	33.371	130.8	22.925	126.2	56.296	104.90	0.378	15:53:59.764
8 -	33.323	131.3	23.040	125.7	56.363	104.77	0.445	15:54:56.127
9 -	33.216	131.5	23.113	125.9	56.329	104.84	0.411	15:55:52.456
10 -	33.162	131.5	23.094	125.5	56.256	104.97	0.338	15:56:48.712
11 -	33.205	131.5	23.014	125.7	56.219	105.04	0.301	15:57:44.931
12 -	42.443	89.1	IN PIT		1:21.153	P 72.77	25.235	15:59:06.084
13 -	OUTLAP	124.7	23.909	126.9	5:35.553	17.59	4:39.635	16:04:41.637
14 -	33.386	131.5	23.025	126.4	56.411	104.69	0.493	16:05:38.048
15 -	33.236	131.0	23.079	125.9	56.315	104.86	0.397	16:06:34.363
16 -	36.048	113.3	23.307	126.9	59.355	99.49	3.437	16:07:33.718
17 -	33.142	131.5	23.099	125.9	56.241	105.00	0.323	16:08:29.959
18 -	33.087	132.3	22.921	126.2	56.008	(2) 105.44	0.090	16:09:25.967
19 -	33.067	131.3	22.851	126.2	55.918	(1) 105.61		16:10:21.885
20 -	33.227	131.5	22.956	126.2	56.183	105.11	0.265	16:11:18.068
21 -	33.213	132.1	23.049	126.4	56.262	104.96	0.344	16:12:14.330
22 -	42.333	93.8	IN PIT		1:19.633	P 74.16	23.715	16:13:33.963
23 -	OUTLAP	78.4	26.788	126.7	5:17.886	18.57	4:21.968	16:18:51.849
24 -	33.576	131.3	23.215	125.9	56.791	103.98	0.873	16:19:48.640
25 -	33.372	130.8	23.019	126.2	56.391	104.72	0.473	16:20:45.031
26 -	33.117	131.5	22.992	126.4	56.109	(3) 105.25	0.191	16:21:41.140
27 -	33.249	132.3	23.027	126.2	56.276	104.94	0.358	16:22:37.416
28 -	33.134	131.5	23.101	125.9	56.235	105.01	0.317	16:23:33.651
29 -	33.515	131.0	22.952	125.9	56.467	104.58	0.549	16:24:30.118
30 -	41.649	95.1	IN PIT		1:19.680	P 74.11	23.762	16:25:49.798

Weather / Track : Cloudy / Dry

Silverstone National

Circuit Length = 1.6404 miles

Start: 15:45 Flag 16:24 End: 16:25

2014 Dunlop MSA Formula Ford Championship of Great Britain

FREE PRACTICE SESSION 2 - SECTOR ANALYSIS

SECTOR 1 = FL to I1, SECTOR 2 = I1 to FL, DIFF = Difference To Personal Best Lap

P9		20 S		Clay MITCHELL		Mygale M12-SJ - Mountune - JTR			
IDEAL LAP TIME : 56.012		BEST LAP TIME : 56.039		DIFFERENCE : 0.027					
LAP	SECTOR 1		SECTOR 2		LAP TIME	MPH	DIFF	TIME OF DAY	
1 -	OUTLAP	90.5	26.967	109.9	2:03.060	47.99	1:07.021	15:48:55.727	
2 -	41.912	99.1	28.658	111.4	1:10.570	83.68	14.531	15:50:06.297	
3 -	39.993	87.6	30.726	99.3	1:10.719	83.50	14.680	15:51:17.016	
4 -	42.243	123.5	24.068	125.9	1:06.311	89.06	10.272	15:52:23.327	
5 -	34.317	130.3	24.056	125.2	58.373	101.17	2.334	15:53:21.700	
6 -	34.586	130.5	23.565	125.5	58.151	101.55	2.112	15:54:19.851	
7 -	34.177	131.3	23.687	126.2	57.864	102.06	1.825	15:55:17.715	
8 -	33.944	130.0	23.493	126.4	57.437	102.81	1.398	15:56:15.152	
9 -	34.003	131.5	23.504	126.2	57.507	102.69	1.468	15:57:12.659	
10 -	33.706	132.6	23.860	126.9	57.566	102.58	1.527	15:58:10.225	
11 -	34.378	132.1	IN PIT		1:03.933	P 92.37	7.894	15:59:14.158	
12 -	OUTLAP	89.0	28.413	108.8	5:59.887	16.40	5:03.848	16:05:14.045	
13 -	37.332	127.0	24.188	126.7	1:01.520	95.99	5.481	16:06:15.565	
14 -	34.298	132.6	23.525	127.7	57.823	102.13	1.784	16:07:13.388	
15 -	33.832	132.3	23.487	126.9	57.319	103.03	1.280	16:08:10.707	
16 -	33.674	132.3	23.278	126.7	56.952	103.69	0.913	16:09:07.659	
17 -	33.435	132.1	23.349	126.9	56.784	104.00	0.745	16:10:04.443	
18 -	33.682	132.6	23.461	126.9	57.143	103.34	1.104	16:11:01.586	
19 -	33.882	132.8	23.241	127.2	57.123	103.38	1.084	16:11:58.709	
20 -	33.529	132.6	23.067	127.4	56.596	104.34	0.557	16:12:55.305	
21 -	33.476	131.8	23.055	127.7	56.531	104.46	0.492	16:13:51.836	
22 -	33.212	132.6	22.827	127.7	56.039 (1)	105.38		16:14:47.875	
23 -	33.890	132.3	22.858	127.7	56.748	104.06	0.709	16:15:44.623	
24 -	33.446	132.6	23.290	127.4	56.736	104.09	0.697	16:16:41.359	
25 -	33.346	132.6	23.108	126.9	56.454	104.61	0.415	16:17:37.813	
26 -	33.598	132.3	22.869	127.2	56.467	104.58	0.428	16:18:34.280	
27 -	34.155	132.6	23.513	126.9	57.668	102.40	1.629	16:19:31.948	
28 -	33.616	132.3	23.129	127.2	56.745	104.07	0.706	16:20:28.693	
29 -	38.991	85.9	25.430	127.4	1:04.421	91.67	8.382	16:21:33.114	
30 -	33.402	133.1	22.822	127.7	56.224	(3) 105.03	0.185	16:22:29.338	
31 -	33.190	133.1	22.864	127.9	56.054	(2) 105.35	0.015	16:23:25.392	
32 -	59.372	43.5	IN PIT		1:49.446	P 53.95	53.407	16:25:14.838	

P10		25 S		Louise RICHARDSON		Mygale M12-SJ - Mountune - Richardson Racing			
IDEAL LAP TIME : 55.989		BEST LAP TIME : 56.057		DIFFERENCE : 0.068					
LAP	SECTOR 1		SECTOR 2		LAP TIME	MPH	DIFF	TIME OF DAY	
1 -	43.171	101.6	26.432	110.3	1:09.603	84.84	13.546	15:48:00.903	
2 -	38.442	116.5	25.178	125.0	1:03.620	92.82	7.563	15:49:04.523	
3 -	34.332	131.0	24.599	126.2	58.931	100.21	2.874	15:50:03.454	
4 -	33.981	131.0	23.900	126.4	57.881	102.03	1.824	15:51:01.335	
5 -	33.935	131.3	IN PIT		1:02.119	P 95.07	6.062	15:52:03.454	
6 -	OUTLAP	102.4	29.369	108.8	4:17.650	22.92	3:21.593	15:56:21.104	
7 -	39.445	115.7	26.333	110.9	1:05.778	89.78	9.721	15:57:26.882	
8 -	37.303	115.1	26.390	111.0	1:03.693	92.72	7.636	15:58:30.575	
9 -	37.349	118.9	24.072	127.4	1:01.421	96.15	5.364	15:59:31.996	
10 -	33.206	132.6	23.030	126.4	56.236	105.01	0.179	16:00:28.232	
11 -	33.215	132.1	22.911	126.7	56.126	(3) 105.22	0.069	16:01:24.358	
12 -	33.206	132.6	22.996	126.2	56.202	105.07	0.145	16:02:20.560	
13 -	33.162	132.1	22.934	125.9	56.096	(2) 105.27	0.039	16:03:16.656	
14 -	33.529	131.8	22.986	126.4	56.515	104.49	0.458	16:04:13.171	
15 -	33.468	131.3	23.020	125.5	56.488	104.54	0.431	16:05:09.659	
16 -	33.774	130.8	22.999	125.9	56.773	104.02	0.716	16:06:06.432	
17 -	33.476	131.5	23.114	125.9	56.590	104.35	0.533	16:07:03.022	
18 -	33.509	130.8	23.249	125.9	56.758	104.04	0.701	16:07:59.780	
19 -	33.357	131.5	IN PIT		59.745	P 98.84	3.688	16:08:59.525	
20 -	OUTLAP	131.5	23.247	125.7	3:33.922	27.60	2:37.865	16:12:33.447	
21 -	33.543	131.0	22.969	126.7	56.512	104.50	0.455	16:13:29.959	
22 -	33.288	131.3	23.120	126.2	56.408	104.69	0.351	16:14:26.367	
23 -	33.230	131.5	22.827	126.2	56.057 (1)	105.35		16:15:22.424	

Weather / Track : Cloudy / Dry

Silverstone National
Circuit Length = 1.6404 miles
Start: 15:45 Flag 16:24 End: 16:25

2014 Dunlop MSA Formula Ford Championship of Great Britain

FREE PRACTICE SESSION 2 - SECTOR ANALYSIS

SECTOR 1 = FL to I1, SECTOR 2 = I1 to FL, DIFF = Difference To Personal Best Lap

24 -	33.404	131.3	22.848	126.4	56.252	104.98	0.195	16:16:18.676
25 -	33.368	131.5	22.866	126.2	56.234	105.01	0.177	16:17:14.910
26 -	33.425	131.3	22.948	126.2	56.373	104.76	0.316	16:18:11.283
27 -	34.702	130.8	23.531	125.9	58.233	101.41	2.176	16:19:09.516
28 -	33.705	131.3	IN PIT		1:02.359	P 94.70	6.302	16:20:11.875

P11 23 S Chris MEALIN

Mygale M12-SJ - Swindon - Falcon Motorsport

IDEAL LAP TIME : 56.461

BEST LAP TIME : 56.526

DIFFERENCE : 0.065

LAP	SECTOR 1		SECTOR 2		LAP TIME	MPH	DIFF	TIME OF DAY
1 -	42.163	98.5	26.525	109.4	1:08.688	85.97	12.162	15:47:54.203
2 -	38.993	126.3	24.839	125.2	1:03.832	92.51	7.306	15:48:58.035
3 -	35.195	129.3	23.980	125.7	59.175	99.80	2.649	15:49:57.210
4 -	34.246	129.5	23.772	125.5	58.018	101.79	1.492	15:50:55.228
5 -	33.894	129.8	23.457	125.9	57.351	102.97	0.825	15:51:52.579
6 -	33.870	130.0	23.557	125.5	57.427	102.83	0.901	15:52:50.006
7 -	33.717	130.0	23.165	125.0	56.882	103.82	0.356	15:53:46.888
8 -	35.730	119.8	24.329	125.5	1:00.059	98.33	3.533	15:54:46.947
9 -	33.480	130.0	23.262	125.2	56.742	104.07	0.216	15:55:43.689
10 -	33.470	130.0	23.056	125.2	56.526 (1)	104.47		15:56:40.215
11 -	33.487	130.0	23.139	125.2	56.626	104.29	0.100	15:57:36.841
12 -	33.451	130.3	23.212	125.0	56.663	104.22	0.137	15:58:33.504
13 -	33.662	129.8	23.058	125.5	56.720	104.11	0.194	15:59:30.224
14 -	33.576	130.0	23.223	125.2	56.799	103.97	0.273	16:00:27.023
15 -	33.468	130.0	23.082	125.2	56.550 (3)	104.43	0.024	16:01:23.573
16 -	33.554	129.8	23.068	125.0	56.622	104.29	0.096	16:02:20.195
17 -	39.733	97.1	IN PIT		1:15.445	P 78.27	18.919	16:03:35.640
18 -	OUTLAP	126.8	24.890	126.2	3:40.816	26.74	2:44.290	16:07:16.456
19 -	51.252	84.0	27.235	126.2	1:18.487	75.24	21.961	16:08:34.943
20 -	33.512	130.8	23.021	125.9	56.533 (2)	104.46	0.007	16:09:31.476
21 -	34.051	130.0	23.204	125.7	57.255	103.14	0.729	16:10:28.731
22 -	33.604	130.0	23.259	125.9	56.863	103.85	0.337	16:11:25.594
23 -	33.440	130.0	23.148	125.5	56.588	104.36	0.062	16:12:22.182
24 -	33.542	129.8	23.025	125.7	56.567	104.40	0.041	16:13:18.749
25 -	33.483	130.0	23.067	125.7	56.550 (3)	104.43	0.024	16:14:15.299
26 -	33.773	129.8	23.259	125.7	57.032	103.55	0.506	16:15:12.331
27 -	34.569	127.8	25.386	106.2	59.955	98.50	3.429	16:16:12.286
28 -	40.896	88.4	25.536	126.2	1:06.432	88.89	9.906	16:17:18.718
29 -	43.346	118.7	25.649	125.2	1:08.995	85.59	12.469	16:18:27.713
30 -	47.446	79.7	IN PIT		1:23.970	P 70.33	27.444	16:19:51.683

P12 79 S Jessica HAWKINS

Mygale M12-SJ - Scholar - MBM Motorsport

IDEAL LAP TIME : 56.670

BEST LAP TIME : 56.744

DIFFERENCE : 0.074

LAP	SECTOR 1		SECTOR 2		LAP TIME	MPH	DIFF	TIME OF DAY
1 -	38.094	99.1	26.416	101.4	1:04.510	91.54	7.766	15:48:04.370
2 -	38.946	129.8	23.792	125.9	1:02.738	94.13	5.994	15:49:07.108
3 -	33.854	131.5	23.641	125.9	57.495	102.71	0.751	15:50:04.603
4 -	34.054	131.5	23.303	126.4	57.357	102.96	0.613	15:51:01.960
5 -	33.861	132.1	23.352	125.5	57.213	103.22	0.469	15:51:59.173
6 -	33.825	130.5	23.314	125.2	57.139	103.35	0.395	15:52:56.312
7 -	33.690	131.0	23.278	125.0	56.968	103.66	0.224	15:53:53.280
8 -	33.703	130.8	23.227	125.0	56.930	103.73	0.186	15:54:50.210
9 -	33.696	130.3	IN PIT		1:07.139	P 87.96	10.395	15:55:57.349
10 -	OUTLAP	127.3	23.552	125.0	3:21.612	29.29	2:24.868	15:59:18.961
11 -	33.698	130.8	23.311	125.0	57.009	103.59	0.265	16:00:15.970
12 -	33.521	131.8	23.369	124.3	56.890 (3)	103.80	0.146	16:01:12.860
13 -	33.503	131.3	23.303	125.0	56.806 (2)	103.96	0.062	16:02:09.666
14 -	33.443	130.8	23.301	124.7	56.744 (1)	104.07		16:03:06.410
15 -	33.814	130.8	23.435	125.0	57.249	103.15	0.505	16:04:03.659
16 -	33.978	129.5	28.720	79.4	1:02.698	94.19	5.954	16:05:06.357
17 -	38.313	122.6	25.818	98.5	1:04.131	92.08	7.387	16:06:10.488
18 -	34.732	131.3	IN PIT		1:07.838	P 87.05	11.094	16:07:18.326
19 -	OUTLAP	128.8	24.623	124.3	8:15.395	11.92	7:18.651	16:15:33.721
20 -	34.642	130.0	23.554	125.5	58.196	101.47	1.452	16:16:31.917

Silverstone National

Circuit Length = 1.6404 miles

Start: 15:45 Flag 16:24 End: 16:25

Weather / Track : Cloudy / Dry

2014 Dunlop MSA Formula Ford Championship of Great Britain

FREE PRACTICE SESSION 2 - SECTOR ANALYSIS

SECTOR 1 = FL to I1, SECTOR 2 = I1 to FL, DIFF = Difference To Personal Best Lap

21 -	33.961	130.5	23.276	125.0	57.237	103.17	0.493	16:17:29.154
22 -	33.821	130.5	23.510	124.7	57.331	103.01	0.587	16:18:26.485
23 -	33.858	130.8	IN PIT		1:05.697	P 89.89	8.953	16:19:32.182
24 -	OUTLAP	128.0	23.735	125.0	4:12.455	23.39	3:15.711	16:23:44.637
25 -	34.017	130.5	23.361	124.7	57.378	102.92	0.634	16:24:42.015

P13 24 S Ovie IRORO				Mygale M12-SJ - Scholar - Richardson Racing				
IDEAL LAP TIME : 58.245		BEST LAP TIME : 58.362		DIFFERENCE : 0.117				
LAP	SECTOR 1		SECTOR 2		LAP TIME	MPH	DIFF	TIME OF DAY
1 -	40.595	105.1	25.970	116.8	1:06.565	88.72	8.203	15:48:08.513
2 -	38.755	97.2	26.311	122.2	1:05.066	90.76	6.704	15:49:13.579
3 -	35.577	126.1	25.024	123.3	1:00.601	97.45	2.239	15:50:14.180
4 -	34.974	128.5	24.928	122.9	59.902	98.58	1.540	15:51:14.082
5 -	35.393	123.1	25.087	122.9	1:00.480	97.64	2.118	15:52:14.562
6 -	35.029	126.1	24.424	122.0	59.453	99.33	1.091	15:53:14.015
7 -	35.102	125.9	24.116	120.6	59.218	99.72	0.856	15:54:13.233
8 -	35.262	126.6	23.949	122.6	59.211	99.73	0.849	15:55:12.444
9 -	35.287	122.2	24.018	121.1	59.305	99.58	0.943	15:56:11.749
10 -	34.905	127.0	23.930	122.2	58.835	100.37	0.473	15:57:10.584
11 -	35.255	127.0	24.231	122.9	59.486	99.27	1.124	15:58:10.070
12 -	35.624	127.5	24.432	122.2	1:00.056	98.33	1.694	15:59:10.126
13 -	34.462	128.0	25.179	121.1	59.641	99.02	1.279	16:00:09.767
14 -	34.596	126.3	24.365	122.6	58.961	100.16	0.599	16:01:08.728
15 -	34.617	127.5	25.208	111.2	59.825	98.71	1.463	16:02:08.553
16 -	46.795	95.8	IN PIT		1:24.976	P 69.49	26.614	16:03:33.529
17 -	OUTLAP	109.4	27.091	109.9	4:05.102	24.09	3:06.740	16:07:38.631
18 -	39.679	106.5	25.751	122.4	1:05.430	90.25	7.068	16:08:44.061
19 -	36.274	125.9	26.013	123.3	1:02.287	94.81	3.925	16:09:46.348
20 -	34.836	127.5	24.041	123.3	58.877	100.30	0.515	16:10:45.225
21 -	34.919	128.3	24.058	123.3	58.977	100.13	0.615	16:11:44.202
22 -	34.535	127.3	24.168	123.8	58.703	100.60	0.341	16:12:42.905
23 -	46.323	102.9	26.025	124.5	1:12.348	81.62	13.986	16:13:55.253
24 -	34.932	124.7	24.402	123.6	59.334	99.53	0.972	16:14:54.587
25 -	34.612	126.3	24.091	123.3	58.703	100.60	0.341	16:15:53.290
26 -	34.448	127.3	23.971	123.8	58.419	(2) 101.09	0.057	16:16:51.709
27 -	34.315	128.3	24.120	123.8	58.435	(3) 101.06	0.073	16:17:50.144
28 -	34.321	124.5	24.281	123.6	58.602	100.77	0.240	16:18:48.746
29 -	34.375	127.0	23.987	122.9	58.362	(1) 101.19		16:19:47.108
30 -	37.974	105.6	IN PIT		1:15.766	P 77.94	17.404	16:21:02.874

P14 88 Greg HOLLOWAY				Sinter LA12 - Scholar - SWB Motorsport				
IDEAL LAP TIME : 58.602		BEST LAP TIME : 58.639		DIFFERENCE : 0.037				
LAP	SECTOR 1		SECTOR 2		LAP TIME	MPH	DIFF	TIME OF DAY
1 -	47.116	82.1	29.493	81.6	1:16.609	77.08	17.970	15:48:05.423
2 -	40.678	108.9	25.920	116.3	1:06.598	88.67	7.959	15:49:12.021
3 -	36.396	124.2	24.898	120.4	1:01.294	96.34	2.655	15:50:13.315
4 -	36.797	125.4	25.493	120.6	1:02.290	94.80	3.651	15:51:15.605
5 -	35.712	127.3	24.239	122.2	59.951	98.50	1.312	15:52:15.556
6 -	35.581	127.5	24.037	122.0	59.618	99.05	0.979	15:53:15.174
7 -	35.523	121.7	24.411	120.2	59.934	98.53	1.295	15:54:15.108
8 -	36.481	117.1	24.532	121.5	1:01.013	96.79	2.374	15:55:16.121
9 -	35.425	125.2	24.679	122.0	1:00.104	98.25	1.465	15:56:16.225
10 -	35.397	125.4	24.146	122.2	59.543	99.18	0.904	15:57:15.768
11 -	35.629	127.8	23.895	122.4	59.524	99.21	0.885	15:58:15.292
12 -	35.101	128.8	23.791	122.0	58.892	(3) 100.27	0.253	15:59:14.184
13 -	35.066	128.3	23.979	122.9	59.045	100.01	0.406	16:00:13.229
14 -	35.785	128.5	23.992	119.1	59.777	98.79	1.138	16:01:13.006
15 -	35.255	128.0	23.901	122.9	59.156	99.83	0.517	16:02:12.162
16 -	35.467	128.8	24.088	122.2	59.555	99.16	0.916	16:03:11.717
17 -	35.372	122.4	24.176	123.1	59.548	99.17	0.909	16:04:11.265
18 -	36.709	91.0	IN PIT		1:13.657	P 80.17	15.018	16:05:24.922
19 -	OUTLAP	122.0	24.465	122.6	4:46.065	20.64	3:47.426	16:10:10.987
20 -	35.957	127.5	24.193	122.9	1:00.150	98.18	1.511	16:11:11.137

Silverstone National
Circuit Length = 1.6404 miles
Start: 15:45 Flag 16:24 End: 16:25

Weather / Track : Cloudy / Dry

2014 Dunlop MSA Formula Ford Championship of Great Britain

FREE PRACTICE SESSION 2 - SECTOR ANALYSIS

SECTOR 1 = FL to I1,		SECTOR 2 = I1 to FL,		DIFF = Difference To Personal Best Lap					
21 -	35.330	128.0	24.120	122.9	59.450	99.33	0.811	16:12:10.587	
22 -	35.294	128.3	23.993	123.1	59.287	99.61	0.648	16:13:09.874	
23 -	34.979	128.3	24.090	119.5	59.069	99.97	0.430	16:14:08.943	
24 -	35.185	129.0	23.929	123.8	59.114	99.90	0.475	16:15:08.057	
25 -	34.995	128.0	23.996	122.9	58.991	100.11	0.352	16:16:07.048	
26 -	35.033	128.5	24.104	123.3	59.137	99.86	0.498	16:17:06.185	
27 -	35.065	128.8	23.941	123.1	59.006	100.08	0.367	16:18:05.191	
28 -	36.039	129.3	23.938	122.4	59.977	98.46	1.338	16:19:05.168	
29 -	34.902	128.5	23.859	123.3	58.761 (2)	100.50	0.122	16:20:03.929	
30 -	34.811	128.5	23.828	123.6	58.639 (1)	100.71		16:21:02.568	
31 -	34.825	129.0	24.682	117.6	59.507	99.24	0.868	16:22:02.075	
32 -	41.037	95.4	IN PIT		2:50.316 P	34.67	1:51.677	16:24:52.391	

2014 Dunlop MSA Formula Ford Championship of Great Britain

FREE PRACTICE SESSION 2 - BEST SPEEDS

POS	SECTOR 1			SECTOR 2			FINISH LINE		
	NO	NAME	MPH	NO	NAME	MPH	NO	NAME	MPH
1	2	Jayde KRUGER	135.0				2	Jayde KRUGER	129.7
2	18	Max MARSHALL	133.9				6	Harrison SCOTT	128.7
3	26	Juan ROSSO	133.6				18	Max MARSHALL	128.7
4	74	James ABBOTT	133.6				74	James ABBOTT	128.7
5	6	Harrison SCOTT	133.1				26	Juan ROSSO	127.9
6	20	Clay MITCHELL	133.1				20	Clay MITCHELL	127.9
7	16	Ashley SUTTON	132.8				16	Ashley SUTTON	127.7
8	25	Louise RICHARDSON	132.6				11	Ricky COLLARD	127.4
9	94	Michael O'BRIEN	132.3				25	Louise RICHARDSON	127.4
10	79	Jessica HAWKINS	132.1				94	Michael O'BRIEN	126.9
11	11	Ricky COLLARD	131.5				79	Jessica HAWKINS	126.4
12	23	Chris MEALIN	130.8				23	Chris MEALIN	126.2
13	88	Greg HOLLOWAY	129.3				24	Ovie IRORO	124.5
14	24	Ovie IRORO	128.5				88	Greg HOLLOWAY	123.8

Weather / Track : Cloudy / Dry

Results can be found at www.tsl-timing.com

Silverstone National
Circuit Length = 1.6404 miles
Start: 15:45 Flag 16:24 End: 16:25

Printed - 16:26 Friday, 26 September 2014

2014 Dunlop MSA Formula Ford Championship of Great Britain

FREE PRACTICE SESSION 2 - BEST SECTORS

SECTOR 1			SECTOR 2			IDEAL / BEST COMPARISON						
POS	NO	NAME	TIME	NO	NAME	TIME	POS	NO	NAME	IDEAL	BEST	DIFF
1	2	KRUGER	32.553	2	KRUGER	22.340	PERFECT LAP		54.893			
2	6	SCOTT	32.648	16	SUTTON	22.456	1	2	KRUGER	54.893	54.906	0.013
3	74	ABBOTT	32.670	6	SCOTT	22.571	2	6	SCOTT	55.219	55.286	0.067
4	18	MARSHALL	32.733	18	MARSHALL	22.591	3	18	MARSHALL	55.324	55.447	0.123
5	26	ROSSO	32.910	11	COLLARD	22.635	4	74	ABBOTT	55.364	55.507	0.143
6	16	SUTTON	32.941	74	ABBOTT	22.694	5	16	SUTTON	55.397	55.538	0.141
7	11	COLLARD	33.028	26	ROSSO	22.727	6	26	ROSSO	55.637	55.637	0.000
8	94	O'BRIEN	33.067	20	MITCHELL	22.822	7	11	COLLARD	55.663	55.848	0.185
9	25	RICHARDSON	33.162	25	RICHARDSON	22.827	8	94	O'BRIEN	55.918	55.918	0.000
10	20	MITCHELL	33.190	94	O'BRIEN	22.851	9	25	RICHARDSON	55.989	56.057	0.068
11	23	MEALIN	33.440	23	MEALIN	23.021	10	20	MITCHELL	56.012	56.039	0.027
12	79	HAWKINS	33.443	79	HAWKINS	23.227	11	23	MEALIN	56.461	56.526	0.065
13	24	IRORO	34.315	88	HOLLOWAY	23.791	12	79	HAWKINS	56.670	56.744	0.074
14	88	HOLLOWAY	34.811	24	IRORO	23.930	13	24	IRORO	58.245	58.362	0.117
							14	88	HOLLOWAY	58.602	58.639	0.037

Weather / Track : Cloudy / Dry

Results can be found at www.tsl-timing.com

Silverstone National

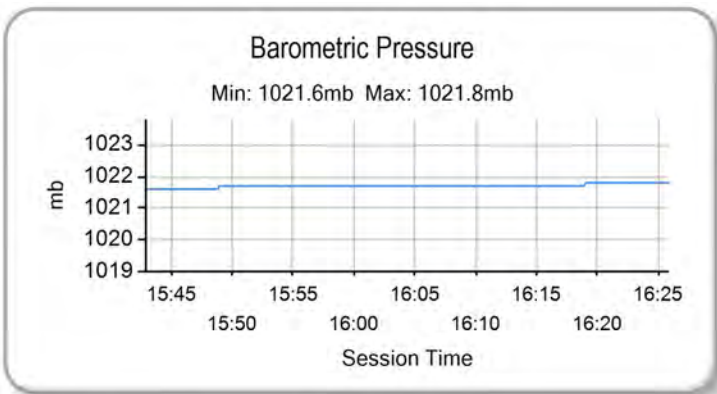
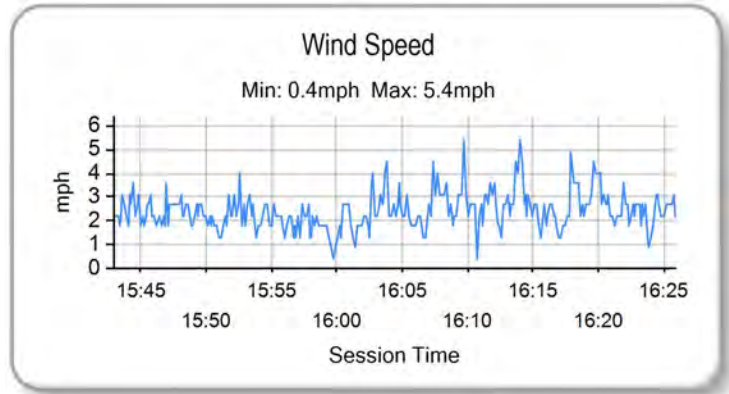
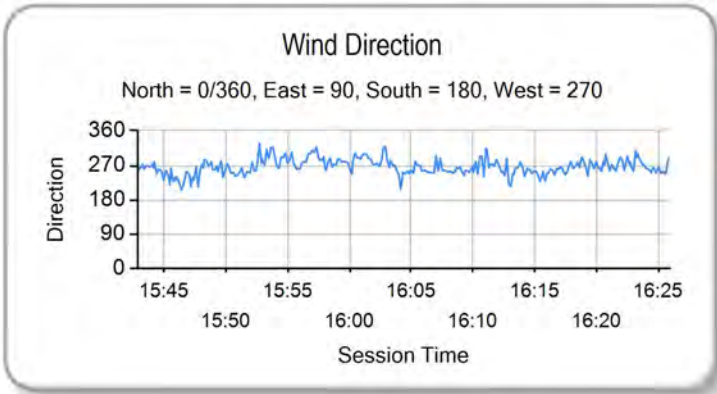
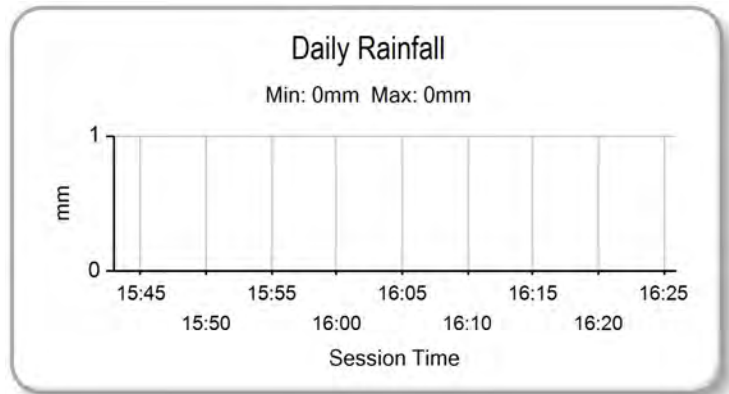
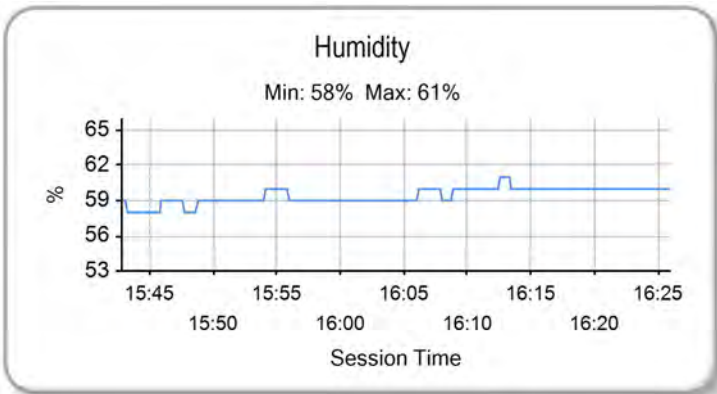
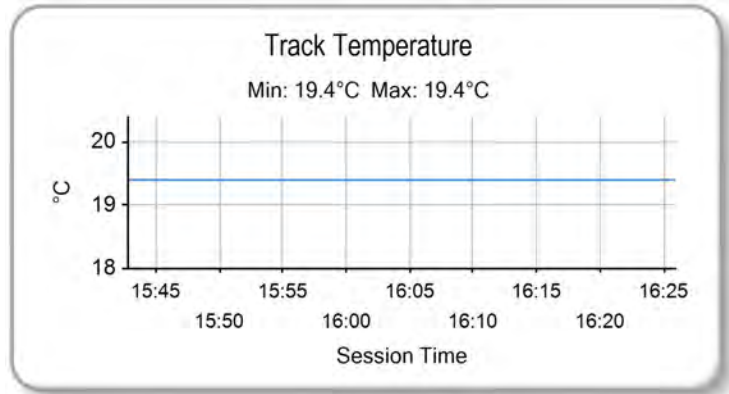
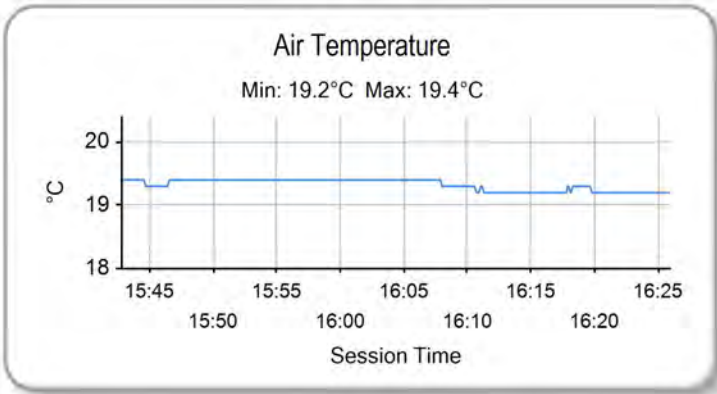
Circuit Length = 1.6404 miles

Start: 15:45 Flag 16:24 End: 16:25

Printed - 16:26 Friday, 26 September 2014

2014 Dunlop MSA Formula Ford Championship of Great Britain

FREE PRACTICE SESSION 2 - WEATHER CONDITIONS



Weather / Track : Cloudy / Dry

Results can be found at www.tsl-timing.com

Silverstone National
Circuit Length = 1.6404 miles
Start: 15:45 Flag 16:24 End: 16:25

Printed - 16:27 Friday, 26 September 2014



2014 Dunlop MSA Formula Ford Championship of Great Britain

FREE PRACTICE SESSIONS - COMBINED CLASSIFICATION

POS	NO	CL	PIC NAME	NAT	ENTRY	FIRST		SECOND		GAP	DIFF
						TIME	LAPS	TIME	LAPS		
1	2		1 Jayde KRUGER	RSA	Mygale M12 SJ - Mountune - JTR	55.658	28	54.906	20		
2	6		2 Harrison SCOTT	GBR	Mygale M13 SJ - Swindon - Falcon Motorsport	55.729	28	55.286	28	0.380	0.380
3	18		3 Max MARSHALL	GBR	Mygale M12 SJ - Mountune - JTR	55.982	30	55.447	23	0.541	0.161
4	74		4 James ABBOTT	GBR	Mygale M13-SJ - Mountune - Radical Motorsport		0	55.507	29	0.601	0.060
5	16	S	1 Ashley SUTTON	GBR	Mygale M12-SJ - Scholar - MBM Motorsport	56.266	27	55.538	31	0.632	0.031
6	26		5 Juan ROSSO	ARG	Mygale M13-SJ - Mountune - Radical Motorsport		0	55.637	28	0.731	0.099
7	11	S	2 Ricky COLLARD	GBR	Mygale M12-SJ - Swindon - Falcon Motorsport	56.140	30	55.848	30	0.942	0.211
8	94	S	3 Michael O'BRIEN	GBR	Mygale M12-SJ - Scholar - MBM Motorsport	56.462	30	55.918	30	1.012	0.070
9	20	S	4 Clay MITCHELL	GBR	Mygale M12-SJ - Mountune - JTR	56.539	30	56.039	32	1.133	0.121
10	25	S	5 Louise RICHARDSON	GBR	Mygale M12-SJ - Mountune - Richardson Racing	56.684	30	56.057	28	1.151	0.018
11	23	S	6 Chris MEALIN	GBR	Mygale M12-SJ - Swindon - Falcon Motorsport	56.709	32	56.526	30	1.620	0.469
12	79	S	7 Jessica HAWKINS	GBR	Mygale M12-SJ - Scholar - MBM Motorsport	56.555	32	56.744	25	1.649	0.029
13	24	S	8 Ovie IRORO	NIG	Mygale M12-SJ - Scholar - Richardson Racing	58.305	28	58.362	30	3.399	1.750
14	88		6 Greg HOLLOWAY	AUS	Sinter LA12 - Scholar - SWB Motorsport	1:01.747	7	58.639	32	3.733	0.334

Weather / Track : Cloudy / Dry

Results can be found at www.tsl-timing.com

Silverstone National
Circuit Length = 1.6404 miles
Start: 15:45 Flag 16:24 End: 16:25

Printed - 16:29 Friday, 26 September 2014