



2014 DUNLOP MSA FORMULA FORD CHAMPIONSHIP OF GREAT BRITAIN

**Rounds 22, 23 & 24
Rockingham International
Super Sportscar**

6th / 7th September 2014



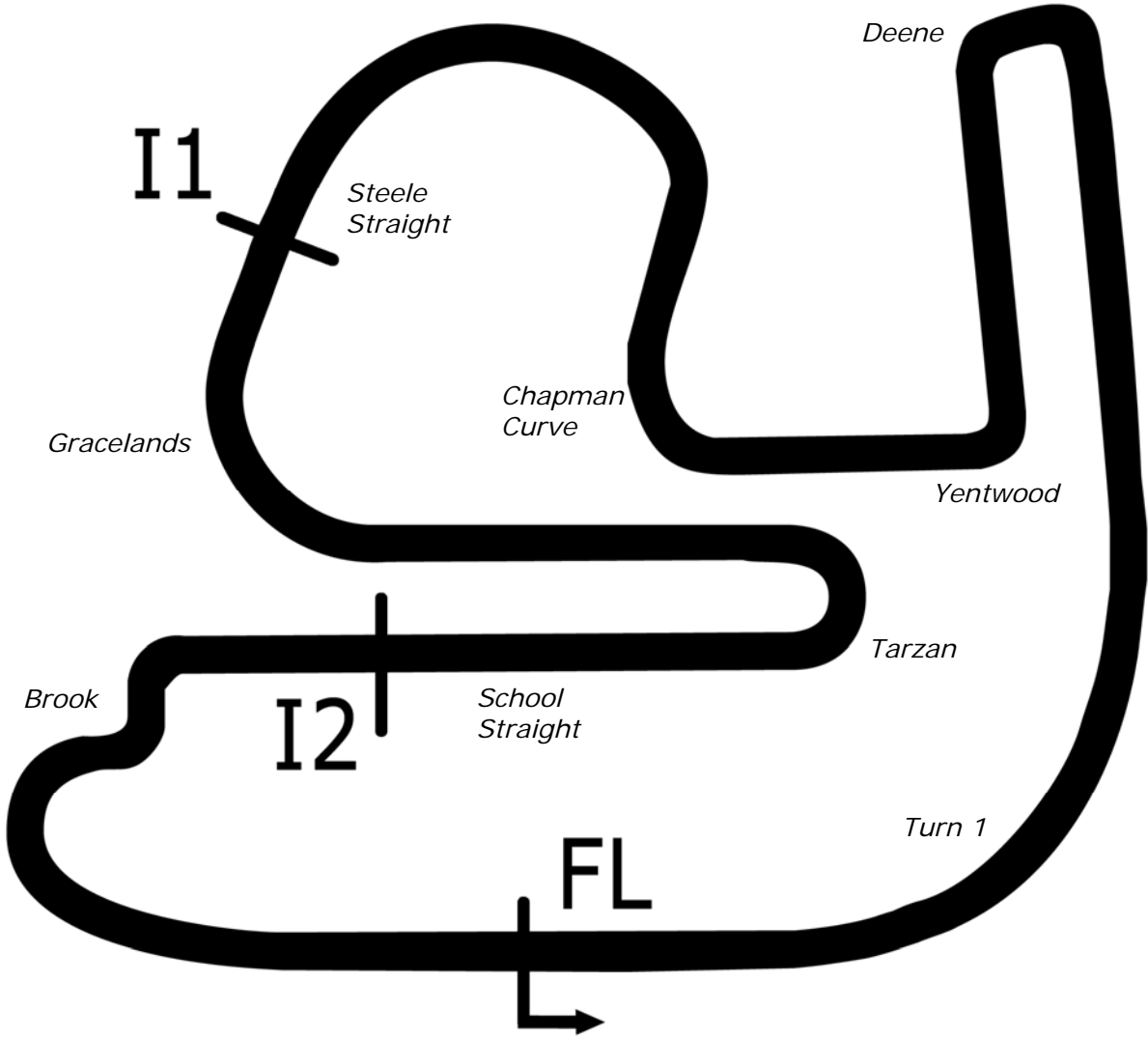
Results Provided by Timing Solutions Ltd
www.tsl-timing.com

Rockingham International Super Sportscar



SPORTS TIMING

TIMING SOLUTIONS LTD



Length	1.9400 miles	3122.1 m	
FL		52.51471 N	0.66237 W
I1	1718m	52.51699 N	0.65696 W
I2	2524m	52.51584 N	0.66027 W
Pit Entry	2977m	52.51619 N	0.66265 W
Pit Exit	162m after FL	52.51355 N	0.66111 W
Pit Entry–Pit Exit 316m, 18.9s @60kph, 14.2s @80kph			

All results available at www.tsl-timing.com



2014 Dunlop MSA Formula Ford Championship of Great Britain

QUALIFYING - ROUND 22 - CLASSIFICATION

POS	NO	CL	PIC NAME	NAT	ENTRY	TIME	ON	LAPS	GAP	DIFF	MPH
1	2		1 Jayde KRUGER	RSA	Mygale M12 SJ - Mountune - JTR	1:17.771	8	11			89.80
2	16	S	1 Ashley SUTTON	GBR	Mygale M12-SJ - Scholar - MBM Motorsport	1:17.853	4	8	0.082	0.082	89.70
3	11	S	2 Ricky COLLARD	GBR	Mygale M12-SJ - Swindon - Falcon Motorsport	1:18.420	6	10	0.649	0.567	89.05
4	6		2 Harrison SCOTT	GBR	Mygale M13 SJ - Swindon - Falcon Motorsport	1:18.426	4	12	0.655	0.006	89.05
5	18		3 Max MARSHALL	GBR	Mygale M12 SJ - Mountune - JTR	1:18.506	10	12	0.735	0.080	88.96
6	94	S	3 Michael O'BRIEN	GBR	Mygale M12-SJ - Scholar - MBM Motorsport	1:18.749	8	10	0.978	0.243	88.68
7	25	S	4 Louise RICHARDSON	GBR	Mygale M12-SJ - Mountune - Richardson Racing	1:18.802	6	12	1.031	0.053	88.62
8	74		4 James ABBOTT	GBR	Mygale M13-SJ - Mountune - Radical Motorsport	1:19.142	7	10	1.371	0.340	88.24
9	26		5 Juan ROSSO	ARG	Mygale M13-SJ - Mountune - Radical Motorsport	1:19.225	3	7	1.454	0.083	88.15
10	23	S	5 Chris MEALIN	GBR	Mygale M12-SJ - Swindon - Falcon Motorsport	1:19.550	9	12	1.779	0.325	87.79
11	88		6 Greg HOLLOWAY	AUS	Sinter LA12 - Scholar - SWB Motorsport	1:22.026	9	13	4.255	2.476	85.14
12	20	S	6 Clay MITCHELL	GBR	Mygale M12-SJ - Mountune - JTR	1:22.414	2	3	4.643	0.388	84.74

Weather / Track : Misty / Dry

These results are provisional until the conclusion of any judicial and technical matters.

Rockingham International Super Spor

Circuit Length = 1.9400 miles

Start: 09:00 Flag 09:20 End: 09:21

Clerk Of Course :

Timekeeper :

Results can be found at www.tsl-timing.com

Printed - 09:22 Saturday, 06 September 2014



RACINGLINE



2014 Dunlop MSA Formula Ford Championship of Great Britain

QUALIFYING - ROUND 23 - 2ND FASTEST CLASSIFICATION

POS	NO	CL	PIC NAME	NAT	ENTRY	TIME	ON	LAPS	GAP	DIFF	MPH
1	2		1 Jayde KRUGER	RSA	Mygale M12 SJ - Mountune - JTR	1:18.056	6	11			89.47
2	16	S	1 Ashley SUTTON	GBR	Mygale M12-SJ - Scholar - MBM Motorsport	1:18.106	3	8	0.050	0.050	89.41
3	6		2 Harrison SCOTT	GBR	Mygale M13 SJ - Swindon - Falcon Motorsport	1:18.643	8	12	0.587	0.537	88.80
4	18		3 Max MARSHALL	GBR	Mygale M12 SJ - Mountune - JTR	1:18.702	9	12	0.646	0.059	88.73
5	11	S	2 Ricky COLLARD	GBR	Mygale M12-SJ - Swindon - Falcon Motorsport	1:18.748	5	10	0.692	0.046	88.68
6	94	S	3 Michael O'BRIEN	GBR	Mygale M12-SJ - Scholar - MBM Motorsport	1:18.815	6	10	0.759	0.067	88.61
7	25	S	4 Louise RICHARDSON	GBR	Mygale M12-SJ - Mountune - Richardson Racing	1:18.853	7	12	0.797	0.038	88.56
8	74		4 James ABBOTT	GBR	Mygale M13-SJ - Mountune - Radical Motorsport	1:19.173	8	10	1.117	0.320	88.21
9	26		5 Juan ROSSO	ARG	Mygale M13-SJ - Mountune - Radical Motorsport	1:19.464	5	7	1.408	0.291	87.88
10	23	S	5 Chris MEALIN	GBR	Mygale M12-SJ - Swindon - Falcon Motorsport	1:19.740	8	12	1.684	0.276	87.58
11	88		6 Greg HOLLOWAY	AUS	Sinter LA12 - Scholar - SWB Motorsport	1:22.067	13	13	4.011	2.327	85.10
12	20	S	6 Clay MITCHELL	GBR	Mygale M12-SJ - Mountune - JTR	1:25.813	3	3	7.757	3.746	81.38

Weather / Track : Misty / Dry

These results are provisional until the conclusion of any judicial and technical matters.

Rockingham International Super Spor

Circuit Length = 1.9400 miles

Start: 09:00 Flag 09:20 End: 09:21

Clerk Of Course :

Timekeeper :

Results can be found at www.tsl-timing.com

Printed - 09:23 Saturday, 06 September 2014



RACINGLINE

2014 Dunlop MSA Formula Ford Championship of Great Britain

QUALIFYING - ROUND 22 - SECTOR ANALYSIS

SECTOR 1 = FL to I1, SECTOR 2 = I1 to I2, SECTOR 3 = I2 to FL, DIFF = Difference To Personal Best Lap

P1		2		Jayde KRUGER		Mygale M12 SJ - Mountune - JTR					
IDEAL LAP TIME : 1:17.733		BEST LAP TIME : 1:17.771		DIFFERENCE : 0.038							
LAP	SECTOR 1		SECTOR 2		SECTOR 3		LAP TIME	MPH	DIFF	TIME OF DAY	
1 -	46.569	102.2	22.543	104.2	17.677	104.2	1:26.789	80.47	9.018	09:03:10.138	
2 -	44.508	105.5	21.952	106.6	17.324	115.3	1:23.784	83.35	6.013	09:04:33.922	
3 -	41.634	106.3	21.297	107.3	16.021	115.7	1:18.952	88.45	1.181	09:05:52.874	
4 -	41.142	106.6	21.508	107.3	17.131	115.5	1:19.781	87.53	2.010	09:07:12.655	
5 -	40.858	108.7	22.035	61.9	21.204	115.3	1:24.097	83.04	6.326	09:08:36.752	
6 -	40.890	109.2	21.248	107.0	15.918	115.5	1:18.056 (2)	89.47	0.285	09:09:54.808	
7 -	40.873	109.2	21.258	106.6	15.933	115.5	1:18.064 (3)	89.46	0.293	09:11:12.872	
8 -	40.671	109.2	21.144	107.2	15.956	115.7	1:17.771 (1)	89.80		09:12:30.643	
9 -	40.879	108.2	21.293	106.6	15.998	115.3	1:18.170	89.34	0.399	09:13:48.813	
10 -	40.933	109.1	21.272	106.6	15.985	116.1	1:18.190	89.32	0.419	09:15:07.003	
11 -	43.730	87.4	26.235	80.5	IN PIT		1:26.236 P	80.98	8.465	09:16:33.239	

P2		16 S		Ashley SUTTON		Mygale M12-SJ - Scholar - MBM Motorsport					
IDEAL LAP TIME : 1:17.831		BEST LAP TIME : 1:17.853		DIFFERENCE : 0.022							
LAP	SECTOR 1		SECTOR 2		SECTOR 3		LAP TIME	MPH	DIFF	TIME OF DAY	
1 -	47.655	89.0	22.594	103.8	17.217	114.9	1:27.466	79.84	9.613	09:07:32.301	
2 -	41.412	109.1	21.322	107.3	16.167	114.7	1:18.901	88.51	1.048	09:08:51.202	
3 -	41.061	108.9	21.077	107.2	15.968	114.9	1:18.106 (2)	89.41	0.253	09:10:09.308	
4 -	40.859	109.4	21.004	107.3	15.990	115.1	1:17.853 (1)	89.70		09:11:27.161	
5 -	40.910	108.0	23.237	73.5	21.004	115.7	1:25.151	82.01	7.298	09:12:52.312	
6 -	40.881	108.5	21.239	107.3	15.987	114.9	1:18.107 (3)	89.41	0.254	09:14:10.419	
7 -	40.964	108.5	21.208	107.5	16.242	114.9	1:18.414	89.06	0.561	09:15:28.833	
8 -	42.253	104.8	21.986	103.2	IN PIT		1:18.480 P	88.99	0.627	09:16:47.313	

P3		11 S		Ricky COLLARD		Mygale M12-SJ - Swindon - Falcon Motorsport					
IDEAL LAP TIME : 1:18.372		BEST LAP TIME : 1:18.420		DIFFERENCE : 0.048							
LAP	SECTOR 1		SECTOR 2		SECTOR 3		LAP TIME	MPH	DIFF	TIME OF DAY	
1 -	OUTLAP	95.7	31.104	51.7	19.965	108.5	4:28.773	25.98	3:10.353	09:06:45.879	
2 -	54.345	73.7	35.411	64.4	21.686	114.5	1:51.442	62.66	33.022	09:08:37.321	
3 -	42.041	107.2	21.457	106.8	16.050	115.1	1:19.548	87.79	1.128	09:09:56.869	
4 -	41.823	107.3	21.280	106.6	15.949	114.7	1:19.052	88.34	0.632	09:11:15.921	
5 -	41.579	108.4	21.189	107.0	15.980	114.5	1:18.748 (2)	88.68	0.328	09:12:34.669	
6 -	41.234	108.5	21.207	106.5	15.979	114.3	1:18.420 (1)	89.05		09:13:53.089	
7 -	41.575	108.5	21.213	106.5	16.116	114.7	1:18.904	88.51	0.484	09:15:11.993	
8 -	41.275	108.0	25.595	53.2	18.283	115.1	1:25.153	82.01	6.733	09:16:37.146	
9 -	41.543	108.0	21.194	106.3	16.081	114.7	1:18.818 (3)	88.60	0.398	09:17:55.964	
10 -	53.605	71.7	33.691	43.1	IN PIT		1:49.976 P	63.50	31.556	09:19:45.940	

P4		6		Harrison SCOTT		Mygale M13 SJ - Swindon - Falcon Motorsport					
IDEAL LAP TIME : 1:18.426		BEST LAP TIME : 1:18.426		DIFFERENCE : 0.000							
LAP	SECTOR 1		SECTOR 2		SECTOR 3		LAP TIME	MPH	DIFF	TIME OF DAY	
1 -	49.780	91.8	24.238	79.7	17.589	113.7	1:31.607	76.23	13.181	09:03:24.821	
2 -	41.684	108.7	21.423	106.1	16.137	114.5	1:19.244	88.13	0.818	09:04:44.065	
3 -	41.244	108.9	21.364	106.3	16.071	114.7	1:18.679 (3)	88.76	0.253	09:06:02.744	
4 -	41.063	108.7	21.356	106.5	16.007	114.7	1:18.426 (1)	89.05		09:07:21.170	
5 -	41.160	108.7	21.386	106.1	17.431	114.3	1:19.977	87.32	1.551	09:08:41.147	
6 -	41.181	108.5	21.402	106.0	16.134	114.5	1:18.717	88.72	0.291	09:09:59.864	
7 -	41.342	108.4	21.403	105.8	16.092	114.5	1:18.837	88.58	0.411	09:11:18.701	
8 -	41.103	107.7	21.482	105.6	16.058	114.3	1:18.643 (2)	88.80	0.217	09:12:37.344	
9 -	41.311	107.8	21.719	105.3	16.038	114.1	1:19.068	88.32	0.642	09:13:56.412	
10 -	41.233	107.8	21.465	105.3	16.935	114.5	1:19.633	87.70	1.207	09:15:16.045	
11 -	41.093	108.2	21.545	105.0	IN PIT		1:18.875 P	88.54	0.449	09:16:34.920	
12 -	OUTLAP	108.5	21.551	105.5	IN PIT		3:53.317 P	29.93	2:34.891	09:20:28.237	

Weather / Track : Misty / Dry

Rockingham International Super Spo
Circuit Length = 1.9400 miles
Start: 09:00 Flag 09:20 End: 09:21

2014 Dunlop MSA Formula Ford Championship of Great Britain

QUALIFYING - ROUND 22 - SECTOR ANALYSIS

SECTOR 1 = FL to I1, SECTOR 2 = I1 to I2, SECTOR 3 = I2 to FL, DIFF = Difference To Personal Best Lap

P5 18		Max MARSHALL		Mygale M12 SJ - Mountune - JTR						
IDEAL LAP TIME : 1:18.356		BEST LAP TIME : 1:18.506		DIFFERENCE : 0.150						
LAP	SECTOR 1		SECTOR 2		SECTOR 3		LAP TIME	MPH	DIFF	TIME OF DAY
1 -	46.393	101.0	22.822	105.6	17.428	113.1	1:26.643	80.60	8.137	09:03:16.165
2 -	43.519	105.8	22.244	106.1	16.685	114.7	1:22.448	84.70	3.942	09:04:38.613
3 -	42.409	106.8	21.472	107.7	16.361	115.1	1:20.242	87.03	1.736	09:05:58.855
4 -	42.005	108.7	21.452	108.2	17.305	115.5	1:20.762	86.47	2.256	09:07:19.617
5 -	41.465	109.8	21.366	107.7	18.472	112.4	1:21.303	85.90	2.797	09:08:40.920
6 -	43.841	108.7	21.414	107.7	16.225	115.7	1:21.480	85.71	2.974	09:10:02.400
7 -	41.627	109.2	21.296	107.8	16.151	115.5	1:19.074	88.32	0.568	09:11:21.474
8 -	41.336	108.5	21.449	107.7	16.170	115.7	1:18.955 (3)	88.45	0.449	09:12:40.429
9 -	41.229	109.1	21.389	107.5	16.084	115.1	1:18.702 (2)	88.73	0.196	09:13:59.131
10 -	41.167	105.6	21.284	107.7	16.055	115.7	1:18.506 (1)	88.96		09:15:17.637
11 -	41.017	109.4	21.337	107.7	16.850	115.5	1:19.204	88.17	0.698	09:16:36.841
12 -	42.676	109.1	21.396	106.5	IN PIT		1:19.548 P	87.79	1.042	09:17:56.389

P6 94 S		Michael O'BRIEN		Mygale M12-SJ - Scholar - MBM Motorsport						
IDEAL LAP TIME : 1:18.681		BEST LAP TIME : 1:18.749		DIFFERENCE : 0.068						
LAP	SECTOR 1		SECTOR 2		SECTOR 3		LAP TIME	MPH	DIFF	TIME OF DAY
1 -	52.564	67.6	27.667	66.3	19.187	111.8	1:39.418	70.24	20.669	09:08:02.122
2 -	47.257	95.1	23.275	104.8	17.516	113.3	1:28.048	79.32	9.299	09:09:30.170
3 -	42.307	107.2	21.316	107.0	16.639	113.9	1:20.262	87.01	1.513	09:10:50.432
4 -	48.379	97.1	23.185	71.7	18.483	113.7	1:30.047	77.55	11.298	09:12:20.479
5 -	41.740	108.2	21.302	106.5	16.384	114.1	1:19.426 (3)	87.93	0.677	09:13:39.905
6 -	41.257	109.1	21.319	106.3	16.239	114.5	1:18.815 (2)	88.61	0.066	09:14:58.720
7 -	52.084	67.4	32.557	48.5	19.804	114.1	1:44.445	66.86	25.696	09:16:43.165
8 -	41.295	108.9	21.185	107.0	16.269	114.5	1:18.749 (1)	88.68		09:18:01.914
9 -	50.913	62.3	33.818	49.0	19.647	114.7	1:44.378	66.91	25.629	09:19:46.292
10 -	42.411	91.9	24.179	90.9	17.402	97.5	1:23.992	83.15	5.243	09:21:10.284

P7 25 S		Louise RICHARDSON		Mygale M12-SJ - Mountune - Richardson Racing						
IDEAL LAP TIME : 1:18.633		BEST LAP TIME : 1:18.802		DIFFERENCE : 0.169						
LAP	SECTOR 1		SECTOR 2		SECTOR 3		LAP TIME	MPH	DIFF	TIME OF DAY
1 -	58.247	76.0	29.113	83.6	20.080	79.3	1:47.440	65.00	28.638	09:04:07.528
2 -	55.079	88.1	27.253	105.1	18.567	113.7	1:40.899	69.21	22.097	09:05:48.427
3 -	44.483	98.8	22.337	107.2	17.912	116.1	1:24.732	82.42	5.930	09:07:13.159
4 -	42.519	104.2	21.674	100.4	22.083	115.5	1:26.276	80.94	7.474	09:08:39.435
5 -	42.139	107.2	21.477	108.0	16.129	116.7	1:19.745	87.57	0.943	09:09:59.180
6 -	41.210	108.0	21.447	107.8	16.145	116.7	1:18.802 (1)	88.62		09:11:17.982
7 -	41.318	105.8	21.294	108.5	16.241	115.9	1:18.853 (2)	88.56	0.051	09:12:36.835
8 -	43.571	80.8	24.529	97.9	16.587	116.3	1:24.687	82.46	5.885	09:14:01.522
9 -	41.641	104.3	21.366	108.5	16.278	116.3	1:19.285 (3)	88.08	0.483	09:15:20.807
10 -	41.461	107.2	21.377	108.0	16.511	116.5	1:19.349	88.01	0.547	09:16:40.156
11 -	41.654	104.3	21.348	107.7	16.363	116.3	1:19.365	87.99	0.563	09:17:59.521
12 -	53.534	84.6	25.106	86.3	IN PIT		1:34.676 P	73.76	15.874	09:19:34.197

P8 74		James ABBOTT		Mygale M13-SJ - Mountune - Radical Motorsport						
IDEAL LAP TIME : 1:18.958		BEST LAP TIME : 1:19.142		DIFFERENCE : 0.184						
LAP	SECTOR 1		SECTOR 2		SECTOR 3		LAP TIME	MPH	DIFF	TIME OF DAY
1 -	49.276	92.3	24.366	84.4	18.287	108.0	1:31.929	75.97	12.787	09:08:53.958
2 -	43.854	106.0	22.063	103.7	16.998	112.9	1:22.915	84.23	3.773	09:10:16.873
3 -	41.981	106.5	21.691	105.3	16.393	113.3	1:20.065	87.22	0.923	09:11:36.938
4 -	47.165	99.7	22.625	104.6	16.777	113.3	1:26.567	80.67	7.425	09:13:03.505
5 -	41.785	106.5	21.504	106.0	16.390	113.5	1:19.679	87.65	0.537	09:14:23.184
6 -	41.457	106.8	21.425	105.8	16.307	113.5	1:19.189 (3)	88.19	0.047	09:15:42.373
7 -	41.420	106.5	21.455	106.1	16.267	113.7	1:19.142 (1)	88.24		09:17:01.515
8 -	41.326	106.3	21.452	105.8	16.395	113.5	1:19.173 (2)	88.21	0.031	09:18:20.688
9 -	41.321	107.2	21.492	106.6	16.476	113.9	1:19.289	88.08	0.147	09:19:39.977
10 -	41.400	106.6	21.370	106.3	16.485	113.5	1:19.255	88.12	0.113	09:20:59.232

Weather / Track : Misty / Dry

Rockingham International Super Spo
Circuit Length = 1.9400 miles
Start: 09:00 Flag 09:20 End: 09:21

2014 Dunlop MSA Formula Ford Championship of Great Britain

QUALIFYING - ROUND 22 - SECTOR ANALYSIS

SECTOR 1 = FL to I1, SECTOR 2 = I1 to I2, SECTOR 3 = I2 to FL, DIFF = Difference To Personal Best Lap

P9 26		Juan ROSSO		Mygale M13-SJ - Mountune - Radical Motorsport						
IDEAL LAP TIME : 1:19.198		BEST LAP TIME : 1:19.225		DIFFERENCE : 0.027						
LAP	SECTOR 1		SECTOR 2		SECTOR 3		LAP TIME	MPH	DIFF	TIME OF DAY
1 -	54.044	77.2	25.563	80.9	17.966	112.0	1:37.573	71.57	18.348	09:08:54.711
2 -	45.033	103.8	22.100	105.0	16.527	113.5	1:23.660	83.48	4.435	09:10:18.371
3 -	41.487	106.0	21.569	106.1	16.169	113.7	1:19.225 (1)	88.15		09:11:37.596
4 -	42.219	103.8	21.642	106.1	16.447	114.1	1:20.308	86.96	1.083	09:12:57.904
5 -	41.513	104.0	21.542	106.3	16.409	113.9	1:19.464 (2)	87.88	0.239	09:14:17.368
6 -	41.568	105.8	21.611	106.3	16.308	114.3	1:19.487 (3)	87.86	0.262	09:15:36.855
7 -	43.234	88.1	26.266	93.7	IN PIT		1:27.640 P	79.68	8.415	09:17:04.495

P10 23 S		Chris MEALIN		Mygale M12-SJ - Swindon - Falcon Motorsport						
IDEAL LAP TIME : 1:19.498		BEST LAP TIME : 1:19.550		DIFFERENCE : 0.052						
LAP	SECTOR 1		SECTOR 2		SECTOR 3		LAP TIME	MPH	DIFF	TIME OF DAY
1 -	50.358	93.5	25.005	82.8	18.187	111.1	1:33.550	74.65	14.000	09:03:32.452
2 -	44.371	102.2	22.405	103.5	16.683	112.2	1:23.459	83.68	3.909	09:04:55.911
3 -	43.092	104.6	21.861	105.0	18.154	112.9	1:23.107	84.03	3.557	09:06:19.018
4 -	42.975	104.5	26.176	73.5	17.042	112.7	1:26.193	81.02	6.643	09:07:45.211
5 -	42.226	106.1	21.990	95.4	IN PIT		1:19.790 P	87.52	0.240	09:09:05.001
6 -	OUTLAP	106.6	22.707	91.0	18.242	113.5	3:40.624	31.65	2:21.074	09:12:45.625
7 -	42.075	106.8	21.780	104.5	16.166	113.5	1:20.021	87.27	0.471	09:14:05.646
8 -	41.814	107.0	21.718	104.8	16.208	113.3	1:19.740 (2)	87.58	0.190	09:15:25.386
9 -	41.643	107.0	21.689	105.0	16.218	112.9	1:19.550 (1)	87.79		09:16:44.936
10 -	41.882	107.2	21.711	105.1	16.279	113.3	1:19.872 (3)	87.43	0.322	09:18:04.808
11 -	43.198	101.9	21.982	105.0	16.296	113.1	1:21.476	85.71	1.926	09:19:26.284
12 -	41.870	107.2	21.702	105.1	16.356	112.7	1:19.928	87.37	0.378	09:20:46.212

P11 88		Greg HOLLOWAY		Sinter LA12 - Scholar - SWB Motorsport						
IDEAL LAP TIME : 1:21.942		BEST LAP TIME : 1:22.026		DIFFERENCE : 0.084						
LAP	SECTOR 1		SECTOR 2		SECTOR 3		LAP TIME	MPH	DIFF	TIME OF DAY
1 -	56.359	72.0	26.989	72.8	18.408	110.3	1:41.756	68.63	19.730	09:03:50.985
2 -	44.857	98.2	22.506	103.0	17.379	112.0	1:24.742	82.41	2.716	09:05:15.727
3 -	43.766	100.6	23.622	82.3	17.472	112.2	1:24.860	82.30	2.834	09:06:40.587
4 -	43.113	102.6	22.304	103.7	17.244	112.9	1:22.661 (3)	84.48	0.635	09:08:03.248
5 -	43.190	101.6	22.648	102.9	17.816	112.2	1:23.654	83.48	1.628	09:09:26.902
6 -	43.414	101.9	22.347	103.8	16.971	112.5	1:22.732	84.41	0.706	09:10:49.634
7 -	43.433	101.8	22.141	104.5	17.156	112.4	1:22.730	84.41	0.704	09:12:12.364
8 -	45.478	86.7	26.286	68.4	17.849	112.5	1:29.613	77.93	7.587	09:13:41.977
9 -	43.066	103.2	21.977	103.7	16.983	112.5	1:22.026 (1)	85.14		09:15:04.003
10 -	44.998	85.0	25.637	60.6	19.039	102.6	1:29.674	77.88	7.648	09:16:33.677
11 -	48.001	85.8	23.130	102.2	17.534	111.6	1:28.665	78.76	6.639	09:18:02.342
12 -	44.338	96.1	25.052	92.6	17.340	112.4	1:26.730	80.52	4.704	09:19:29.072
13 -	43.166	100.0	22.002	104.5	16.899	112.9	1:22.067 (2)	85.10	0.041	09:20:51.139

P12 20 S		Clay MITCHELL		Mygale M12-SJ - Mountune - JTR						
IDEAL LAP TIME : 1:21.363		BEST LAP TIME : 1:22.414		DIFFERENCE : 1.051						
LAP	SECTOR 1		SECTOR 2		SECTOR 3		LAP TIME	MPH	DIFF	TIME OF DAY
1 -	50.333	93.4	25.222	98.5	18.707	111.8	1:34.262 (3)	74.09	11.848	09:03:30.582
2 -	43.414	103.2	22.129	107.0	16.871	114.7	1:22.414 (1)	84.74		09:04:52.996
3 -	44.492	97.8	23.038	90.3	18.283	113.5	1:25.813 (2)	81.38	3.399	09:06:18.809

Weather / Track : Misty / Dry

Rockingham International Super Sport
Circuit Length = 1.9400 miles
Start: 09:00 Flag 09:20 End: 09:21

2014 Dunlop MSA Formula Ford Championship of Great Britain

QUALIFYING - ROUND 22 - BEST SPEEDS

POS	SECTOR 1			SECTOR 2			FINISH LINE		
	NO	NAME	MPH	NO	NAME	MPH	NO	NAME	MPH
1	18	Max MARSHALL	109.8	25	Louise RICHARDSON	108.5	25	Louise RICHARDSON	116.7
2	16	Ashley SUTTON	109.4	18	Max MARSHALL	108.2	2	Jayde KRUGER	116.1
3	2	Jayde KRUGER	109.2	20	Clay MITCHELL	107.8	16	Ashley SUTTON	115.7
4	94	Michael O'BRIEN	109.1	16	Ashley SUTTON	107.5	18	Max MARSHALL	115.7
5	6	Harrison SCOTT	108.9	2	Jayde KRUGER	107.3	11	Ricky COLLARD	115.1
6	11	Ricky COLLARD	108.5	11	Ricky COLLARD	107.0	6	Harrison SCOTT	114.7
7	25	Louise RICHARDSON	108.0	94	Michael O'BRIEN	107.0	94	Michael O'BRIEN	114.7
8	23	Chris MEALIN	107.2	74	James ABBOTT	106.6	20	Clay MITCHELL	114.7
9	74	James ABBOTT	107.2	6	Harrison SCOTT	106.5	26	Juan ROSSO	114.3
10	26	Juan ROSSO	106.0	26	Juan ROSSO	106.3	74	James ABBOTT	113.9
11	20	Clay MITCHELL	105.5	23	Chris MEALIN	105.1	23	Chris MEALIN	113.5
12	88	Greg HOLLOWAY	103.2	88	Greg HOLLOWAY	104.5	88	Greg HOLLOWAY	112.9

Weather / Track : Misty / Dry

Results can be found at www.tsl-timing.com

Rockingham International Super Spor
Circuit Length = 1.9400 miles
Start: 09:00 Flag 09:20 End: 09:21

Printed - 09:22 Saturday, 06 September 2014

2014 Dunlop MSA Formula Ford Championship of Great Britain

QUALIFYING - ROUND 22 - BEST SECTORS

SECTOR 1			SECTOR 2			SECTOR 3			IDEAL / BEST COMPARISON						
POS	NO	NAME	TIME	NO	NAME	TIME	NO	NAME	TIME	POS	NO	NAME	IDEAL	BEST	DIFF
1	2	KRUGER	40.671	16	SUTTON	21.004	2	KRUGER	15.918				PERFECT LAP	1:17.593	
2	16	SUTTON	40.859	2	KRUGER	21.144	11	COLLARD	15.949	1	2	KRUGER	1:17.733	1:17.771	0.038
3	18	MARSHALL	41.017	94	O'BRIEN	21.185	16	SUTTON	15.968	2	16	SUTTON	1:17.831	1:17.853	0.022
4	6	SCOTT	41.063	11	COLLARD	21.189	6	SCOTT	16.007	3	18	MARSHALL	1:18.356	1:18.506	0.150
5	25	RICHARDSON	41.210	18	MARSHALL	21.284	18	MARSHALL	16.055	4	11	COLLARD	1:18.372	1:18.420	0.048
6	11	COLLARD	41.234	25	RICHARDSON	21.294	25	RICHARDSON	16.129	5	6	SCOTT	1:18.426	1:18.426	0.000
7	94	O'BRIEN	41.257	6	SCOTT	21.356	23	MEALIN	16.166	6	25	RICHARDSON	1:18.633	1:18.802	0.169
8	74	ABBOTT	41.321	74	ABBOTT	21.370	26	ROSSO	16.169	7	94	O'BRIEN	1:18.681	1:18.749	0.068
9	26	ROSSO	41.487	26	ROSSO	21.542	94	O'BRIEN	16.239	8	74	ABBOTT	1:18.958	1:19.142	0.184
10	23	MEALIN	41.643	23	MEALIN	21.689	74	ABBOTT	16.267	9	26	ROSSO	1:19.198	1:19.225	0.027
11	20	MITCHELL	42.481	88	HOLLOWAY	21.977	20	MITCHELL	16.871	10	23	MEALIN	1:19.498	1:19.550	0.052
12	88	HOLLOWAY	43.066	20	MITCHELL	22.011	88	HOLLOWAY	16.899	11	20	MITCHELL	1:21.363	1:22.414	1.051
										12	88	HOLLOWAY	1:21.942	1:22.026	0.084

Weather / Track : Misty / Dry

Results can be found at www.tsl-timing.com

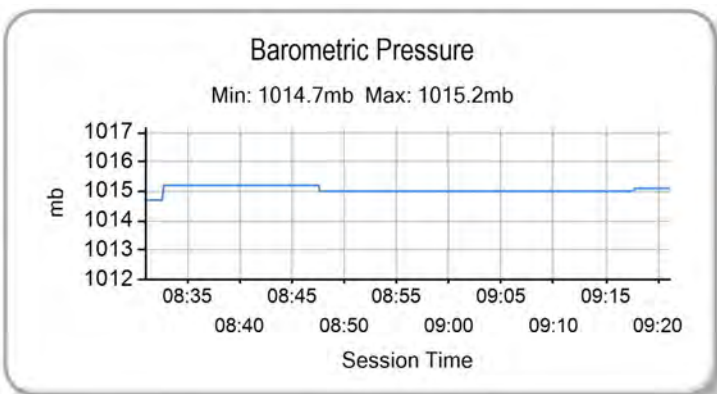
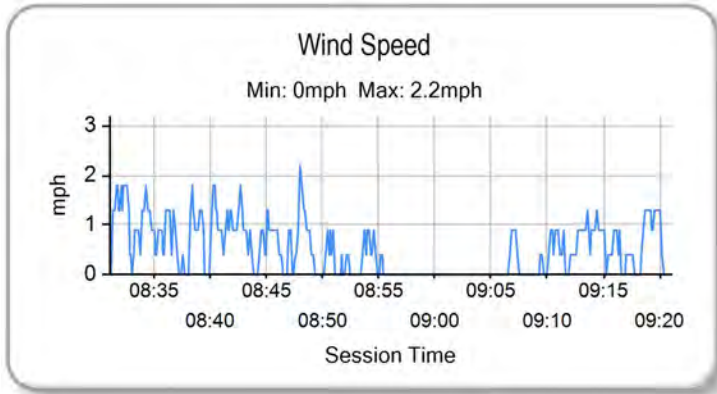
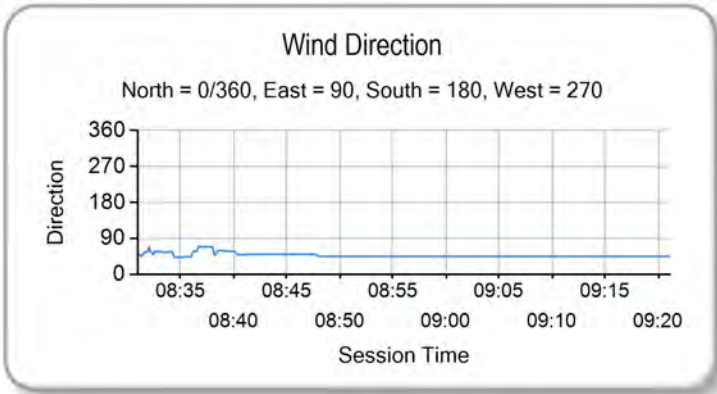
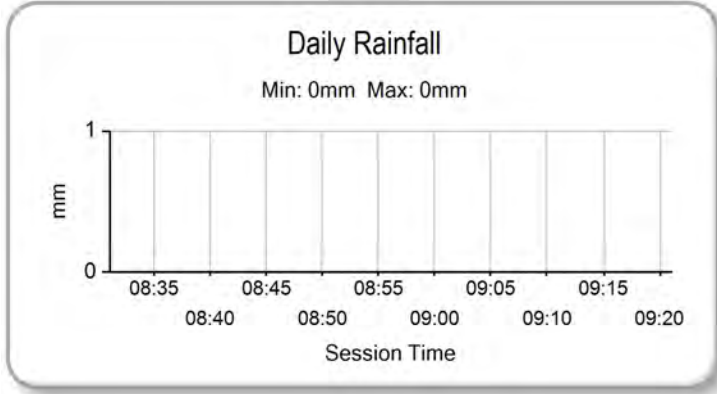
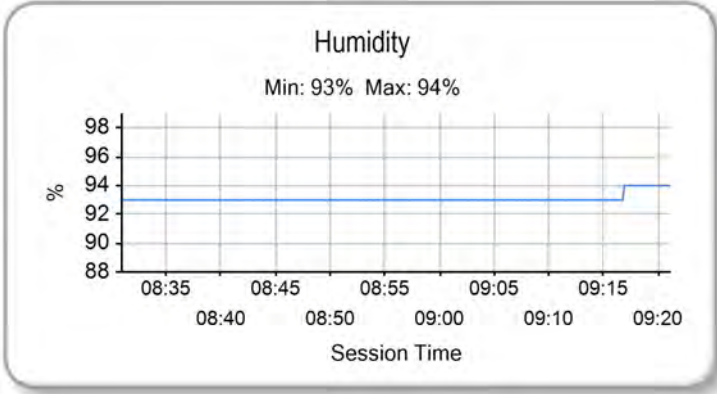
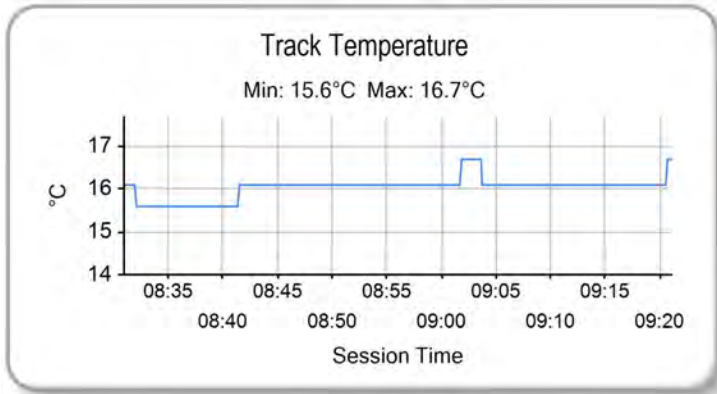
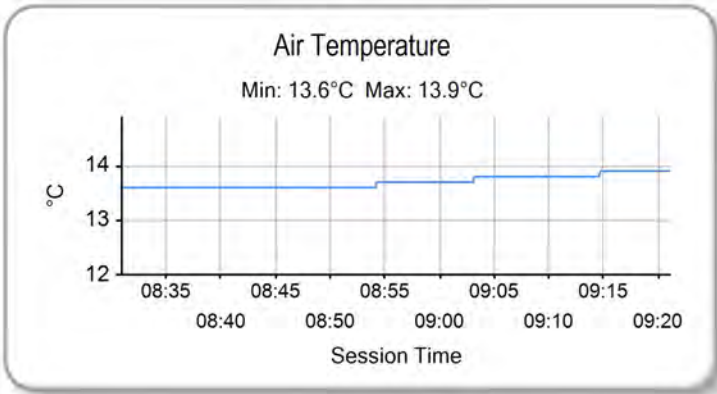
Rockingham International Super Spor

Circuit Length = 1.9400 miles

Start: 09:00 Flag 09:20 End: 09:21

Printed - 09:22 Saturday, 06 September 2014

2014 Dunlop MSA Formula Ford Championship of Great Britain
QUALIFYING - ROUND 22 - WEATHER CONDITIONS



Weather / Track : Misty / Dry

Results can be found at www.tsl-timing.com

Rockingham International Super Spor
 Circuit Length = 1.9400 miles
 Start: 09:00 Flag 09:20 End: 09:21

Printed - 09:24 Saturday, 06 September 2014



2014 Dunlop MSA Formula Ford Championship of Great Britain

ROUND 22 - GRID

ROW 6	12	1:22.414	20 Clay MITCHELL	11	1:22.026	88 Greg HOLLOWAY
ROW 5	10	1:19.550	23 Chris MEALIN	9	1:19.225	26 Juan ROSSO
ROW 4	8	1:19.142	74 James ABBOTT	7	1:18.802	25 Louise RICHARDSON
ROW 3	6	1:18.749	94 Michael O'BRIEN	5	1:18.506	18 Max MARSHALL
ROW 2	4	1:18.426	6 Harrison SCOTT	3	1:18.420	11 Ricky COLLARD
ROW 1	2	1:17.853	16 Ashley SUTTON	1	1:17.771	2 Jayde KRUGER
Pole						

Rockingham International Super Sport
Circuit Length = 1.9400 miles

These results are provisional until the conclusion of any judicial and technical matters.

Clerk Of Course :		Timekeeper :
-------------------	--	--------------

Results can be found at www.tsl-timing.com

Printed - 09:27 Saturday, 06 September 2014





2014 Dunlop MSA Formula Ford Championship of Great Britain

ROUND 24 - GRID - AMENDED

ROW 6		11	1:25.813 20 Clay MITCHELL
	10	1:22.067 88 Greg HOLLOWAY	
ROW 5		9	1:19.740 23 Chris MEALIN
	8	1:19.464 26 Juan ROSSO	
ROW 4		7	1:19.173 74 James ABBOTT
	6	1:18.853 25 Louise RICHARDSON	
ROW 3		5	1:18.815 94 Michael O'BRIEN
	4	1:18.748 11 Ricky COLLARD	
ROW 2		3	1:18.702 18 Max MARSHALL
	2	1:18.643 6 Harrison SCOTT	
ROW 1		1	1:18.056 2 Jayde KRUGER Pole

Rockingham International Super Sport
Circuit Length = 1.9400 miles

These results are provisional until the conclusion of any judicial and technical matters.

Clerk Of Course :		Timekeeper :
-------------------	--	--------------

Results can be found at www.tsl-timing.com

Printed - 14:12 Sunday, 07 September 2014





2014 Dunlop MSA Formula Ford Championship of Great Britain

ROUND 22 - CLASSIFICATION

POS	NO	CL	PIC NAME	NAT	ENTRY	LAPS	TIME	GAP	DIFF	MPH	BEST	ON
1	2		1 Jayde KRUGER	RSA	Mygale M12 SJ - Mountune - JTR	15	19:50.387			88.00	1:18.512	4
2	16	S	1 Ashley SUTTON	GBR	Mygale M12-SJ - Scholar - MBM Motorsport	15	19:51.385	0.998	0.998	87.93	1:18.434	3
3	6		2 Harrison SCOTT	GBR	Mygale M13 SJ - Swindon - Falcon Motorsport	15	20:01.146	10.759	9.761	87.21	1:19.196	5
4	18		3 Max MARSHALL	GBR	Mygale M12 SJ - Mountune - JTR	15	20:03.118	12.731	1.972	87.07	1:19.085	11
5	11	S	2 Ricky COLLARD	GBR	Mygale M12-SJ - Swindon - Falcon Motorsport	15	20:14.557	24.170	11.439	86.25	1:19.607	5
6	25	S	3 Louise RICHARDSON	GBR	Mygale M12-SJ - Mountune - Richardson Racing	15	20:19.454	29.067	4.897	85.90	1:19.858	5
7	74		4 James ABBOTT	GBR	Mygale M13-SJ - Mountune - Radical Motorsport	15	20:29.890	39.503	10.436	85.17	1:19.716	9
8	23	S	4 Chris MEALIN	GBR	Mygale M12-SJ - Swindon - Falcon Motorsport	15	20:31.171	40.784	1.281	85.08	1:20.219	6
9	88		5 Greg HOLLOWAY	AUS	Sinter LA12 - Scholar - SWB Motorsport	15	21:10.971	1:20.584	39.800	82.42	1:22.589	4
10	26		6 Juan ROSSO	ARG	Mygale M13-SJ - Mountune - Radical Motorsport	14	21:07.141	1 Lap	1 Lap	77.16	1:20.032	10

NOT CLASSIFIED

DNF	94	S	Michael O'BRIEN	GBR	Mygale M12-SJ - Scholar - MBM Motorsport	14	18:52.646	1 Lap		86.32	1:19.660	5
DNF	20	S	Clay MITCHELL	GBR	Mygale M12-SJ - Mountune - JTR	14	18:53.341	1 Lap	0.695	86.27	1:19.234	7

FASTEST LAP

16	S	Ashley SUTTON	GBR	Mygale M12-SJ - Scholar - MBM Motorsport	3	1:18.434	89.04 mph	143.30 kph
2	Jayde KRUGER	RSA	Mygale M12 SJ - Mountune - JTR	4	1:18.512	88.95 mph	143.15 kph	

Weather / Track : Cloudy / Dry

These results are provisional until the conclusion of any judicial and technical matters.

Rockingham International Super Sport

Circuit Length = 1.9400 miles

Start: 14:25 Flag 14:45 End: 14:47

Clerk Of Course :

Timekeeper :

Results can be found at www.tsl-timing.com

Printed - 14:49 Saturday, 06 September 2014

2014 Dunlop MSA Formula Ford Championship of Great Britain

ROUND 22 - SECTOR ANALYSIS

SECTOR 1 = FL to I1, SECTOR 2 = I1 to I2, SECTOR 3 = I2 to FL, DIFF = Difference To Personal Best Lap

P1		2		Jayde KRUGER		Mygale M12 SJ - Mountune - JTR				
IDEAL LAP TIME : 1:18.493		BEST LAP TIME : 1:18.512		DIFFERENCE : 0.019						
LAP	SECTOR 1	SECTOR 2	SECTOR 3	LAP TIME	MPH	DIFF	TIME OF DAY			
1 -		105.5	21.594	107.3	16.915	114.7	1:25.989	81.21	7.477	14:27:06.857
2 -	41.261	108.0	21.252	107.0	16.044	115.7	1:18.557 (2)	88.90	0.045	14:28:25.414
3 -	41.209	108.7	21.435	106.3	16.037	115.9	1:18.681	88.76	0.169	14:29:44.095
4 -	41.214	108.0	21.266	106.6	16.032	115.5	1:18.512 (1)	88.95		14:31:02.607
5 -	41.234	108.0	21.317	107.0	16.037	115.3	1:18.588 (3)	88.86	0.076	14:32:21.195
6 -	41.273	107.5	21.281	107.0	16.070	115.3	1:18.624	88.82	0.112	14:33:39.819
7 -	41.431	107.3	21.404	106.5	16.102	115.3	1:18.937	88.47	0.425	14:34:58.756
8 -	41.378	107.2	21.356	106.6	16.135	115.1	1:18.869	88.55	0.357	14:36:17.625
9 -	41.331	107.5	21.470	106.6	16.220	115.3	1:19.021	88.38	0.509	14:37:36.646
10 -	41.300	108.4	21.482	106.5	16.136	115.3	1:18.918	88.49	0.406	14:38:55.564
11 -	41.427	108.4	21.495	106.5	16.162	115.3	1:19.084	88.31	0.572	14:40:14.648
12 -	41.449	107.0	21.466	106.8	16.126	115.3	1:19.041	88.35	0.529	14:41:33.689
13 -	41.507	106.8	21.452	106.8	16.179	115.3	1:19.138	88.25	0.626	14:42:52.827
14 -	41.676	107.2	21.521	106.8	16.219	115.5	1:19.416	87.94	0.904	14:44:12.243
15 -	41.499	106.6	21.393	106.8	16.120	115.9	1:19.012	88.39	0.500	14:45:31.255

P2		16 S		Ashley SUTTON		Mygale M12-SJ - Scholar - MBM Motorsport				
IDEAL LAP TIME : 1:18.430		BEST LAP TIME : 1:18.434		DIFFERENCE : 0.004						
LAP	SECTOR 1	SECTOR 2	SECTOR 3	LAP TIME	MPH	DIFF	TIME OF DAY			
1 -		104.6	21.528	107.8	17.437	112.9	1:26.599	80.64	8.165	14:27:07.467
2 -	41.394	107.7	21.274	106.6	16.253	114.9	1:18.921	88.49	0.487	14:28:26.388
3 -	41.188	107.8	21.182	106.8	16.064	115.1	1:18.434 (1)	89.04		14:29:44.822
4 -	41.243	107.0	21.290	106.6	16.233	114.5	1:18.766 (3)	88.66	0.332	14:31:03.588
5 -	41.250	106.1	21.178	106.8	16.114	114.7	1:18.542 (2)	88.92	0.108	14:32:22.130
6 -	41.266	107.2	21.323	106.5	16.215	114.7	1:18.804	88.62	0.370	14:33:40.934
7 -	41.384	107.2	21.259	106.8	16.214	114.5	1:18.857	88.56	0.423	14:34:59.791
8 -	41.295	107.5	21.377	107.0	16.226	114.7	1:18.898	88.51	0.464	14:36:18.689
9 -	41.440	107.5	21.447	106.8	16.218	114.3	1:19.105	88.28	0.671	14:37:37.794
10 -	41.451	107.5	21.311	107.0	16.188	115.1	1:18.950	88.46	0.516	14:38:56.744
11 -	41.463	107.3	21.371	106.8	16.251	114.9	1:19.085	88.31	0.651	14:40:15.829
12 -	41.288	107.3	21.371	106.8	16.347	114.7	1:19.006	88.39	0.572	14:41:34.835
13 -	41.469	107.3	21.537	106.5	16.217	115.5	1:19.223	88.15	0.789	14:42:54.058
14 -	41.404	107.0	21.456	107.3	16.289	114.9	1:19.149	88.23	0.715	14:44:13.207
15 -	41.384	107.2	21.436	107.2	16.226	115.5	1:19.046	88.35	0.612	14:45:32.253

P3		6		Harrison SCOTT		Mygale M13 SJ - Swindon - Falcon Motorsport				
IDEAL LAP TIME : 1:19.062		BEST LAP TIME : 1:19.196		DIFFERENCE : 0.134						
LAP	SECTOR 1	SECTOR 2	SECTOR 3	LAP TIME	MPH	DIFF	TIME OF DAY			
1 -		103.0	21.907	106.3	17.219	110.3	1:27.334	79.96	8.138	14:27:08.202
2 -	42.283	106.1	21.638	106.1	16.239	113.9	1:20.160	87.12	0.964	14:28:28.362
3 -	41.808	99.5	21.876	105.6	16.653	113.7	1:20.337	86.93	1.141	14:29:48.699
4 -	41.577	107.0	21.531	105.3	16.213	113.5	1:19.321 (2)	88.04	0.125	14:31:08.020
5 -	41.475	107.2	21.509	104.5	16.212	112.5	1:19.196 (1)	88.18		14:32:27.216
6 -	41.497	107.5	21.551	105.1	16.279	112.7	1:19.327 (3)	88.04	0.131	14:33:46.543
7 -	41.525	107.0	21.637	103.5	16.180	112.5	1:19.342	88.02	0.146	14:35:05.885
8 -	41.638	106.6	21.615	104.3	16.078	112.9	1:19.331	88.03	0.135	14:36:25.216
9 -	41.595	106.5	21.609	104.0	16.261	112.4	1:19.465	87.88	0.269	14:37:44.681
10 -	41.705	107.0	21.653	104.0	16.184	112.4	1:19.542	87.80	0.346	14:39:04.223
11 -	41.563	106.6	21.600	103.8	16.248	111.4	1:19.411	87.94	0.215	14:40:23.634
12 -	41.800	106.1	21.602	104.2	16.220	112.5	1:19.622	87.71	0.426	14:41:43.256
13 -	41.664	106.0	21.602	104.3	16.166	112.4	1:19.432	87.92	0.236	14:43:02.688
14 -	41.771	106.3	21.736	105.1	16.219	112.7	1:19.726	87.60	0.530	14:44:22.414
15 -	41.617	107.0	21.740	105.1	16.243	113.3	1:19.600	87.73	0.404	14:45:42.014

P4		18		Max MARSHALL		Mygale M12 SJ - Mountune - JTR				
IDEAL LAP TIME : 1:18.827		BEST LAP TIME : 1:19.085		DIFFERENCE : 0.258						
LAP	SECTOR 1	SECTOR 2	SECTOR 3	LAP TIME	MPH	DIFF	TIME OF DAY			

Weather / Track : Cloudy / Dry

Rockingham International Super Sport
Circuit Length = 1.9400 miles
Start: 14:25 Flag 14:45 End: 14:47

2014 Dunlop MSA Formula Ford Championship of Great Britain

ROUND 22 - SECTOR ANALYSIS

SECTOR 1 = FL to I1, SECTOR 2 = I1 to I2, SECTOR 3 = I2 to FL, DIFF = Difference To Personal Best Lap

1 -		105.8	21.906	106.5	17.088	110.9	1:27.510	79.80	8.425	14:27:08.378
2 -	43.465	107.5	21.525	107.7	16.417	115.5	1:21.407	85.79	2.322	14:28:29.785
3 -	41.507	107.5	21.643	107.2	16.924	115.7	1:20.074	87.21	0.989	14:29:49.859
4 -	41.985	106.5	22.296	107.2	16.243	115.9	1:20.524	86.73	1.439	14:31:10.383
5 -	41.776	105.5	21.709	107.7	16.351	115.5	1:19.836	87.47	0.751	14:32:30.219
6 -	41.705	108.0	21.767	106.5	16.272	114.5	1:19.744	87.58	0.659	14:33:49.963
7 -	41.606	107.3	21.745	107.7	16.396	115.3	1:19.747	87.57	0.662	14:35:09.710
8 -	41.378	107.7	21.530	107.2	16.181	115.1	1:19.089 (2)	88.30	0.004	14:36:28.799
9 -	41.436	108.2	21.562	107.3	16.370	114.7	1:19.368	87.99	0.283	14:37:48.167
10 -	41.523	108.0	21.504	107.0	16.243	115.1	1:19.270	88.10	0.185	14:39:07.437
11 -	41.216	107.7	21.564	107.8	16.305	115.1	1:19.085 (1)	88.31		14:40:26.522
12 -	41.320	108.0	21.564	107.5	16.229	115.1	1:19.113 (3)	88.27	0.028	14:41:45.635
13 -	41.553	107.5	21.594	107.5	16.401	115.1	1:19.548	87.79	0.463	14:43:05.183
14 -	41.642	108.0	21.430	107.3	16.220	115.5	1:19.292	88.07	0.207	14:44:24.475
15 -	41.655	108.0	21.569	107.3	16.287	115.3	1:19.511	87.83	0.426	14:45:43.986

P5 11 S Ricky COLLARD

Mygale M12-SJ - Swindon - Falcon Motorsport

IDEAL LAP TIME : 1:19.467 BEST LAP TIME : 1:19.607

DIFFERENCE : 0.140

LAP	SECTOR 1	SECTOR 2	SECTOR 3	LAP TIME	MPH	DIFF	TIME OF DAY			
1 -	104.6	21.749	106.1	17.449	111.6	1:27.167	80.12	7.560	14:27:08.035	
2 -	42.279	106.3	21.496	106.1	16.160	114.1	1:19.935 (3)	87.37	0.328	14:28:27.970
3 -	42.080	101.0	21.882	106.3	16.520	113.5	1:20.482	86.77	0.875	14:29:48.452
4 -	42.953	102.2	21.981	105.3	16.243	114.1	1:21.177	86.03	1.570	14:31:09.629
5 -	41.894	103.4	21.592	106.5	16.121	113.3	1:19.607 (1)	87.73		14:32:29.236
6 -	42.078	104.3	21.758	106.5	16.077	113.5	1:19.913 (2)	87.39	0.306	14:33:49.149
7 -	41.991	105.3	21.883	106.0	16.389	113.3	1:20.263	87.01	0.656	14:35:09.412
8 -	42.387	103.4	21.775	105.8	16.153	113.5	1:20.315	86.95	0.708	14:36:29.727
9 -	42.083	103.4	21.739	106.0	16.286	113.1	1:20.108	87.18	0.501	14:37:49.835
10 -	42.259	105.6	21.665	105.8	16.252	113.3	1:20.176	87.10	0.569	14:39:10.011
11 -	42.403	103.8	21.811	106.0	16.215	113.3	1:20.429	86.83	0.822	14:40:30.440
12 -	42.257	102.1	22.018	105.3	16.293	113.3	1:20.568	86.68	0.961	14:41:51.008
13 -	42.351	102.2	21.967	105.3	16.320	113.9	1:20.638	86.60	1.031	14:43:11.646
14 -	42.224	104.6	22.070	105.3	17.685	115.1	1:21.979	85.19	2.372	14:44:33.625
15 -	43.740	103.7	21.801	106.1	16.259	113.5	1:21.800	85.37	2.193	14:45:55.425

P6 25 S Louise RICHARDSON

Mygale M12-SJ - Mountune - Richardson Racing

IDEAL LAP TIME : 1:19.550 BEST LAP TIME : 1:19.858

DIFFERENCE : 0.308

LAP	SECTOR 1	SECTOR 2	SECTOR 3	LAP TIME	MPH	DIFF	TIME OF DAY			
1 -	105.0	21.541	108.0	16.888	113.5	1:27.534	79.78	7.676	14:27:08.402	
2 -	42.432	106.5	21.479	108.4	16.379	116.3	1:20.290	86.98	0.432	14:28:28.692
3 -	41.965	103.2	21.516	107.7	16.828	115.9	1:20.309	86.96	0.451	14:29:49.001
4 -	42.556	103.5	21.929	107.8	16.627	115.7	1:21.112	86.10	1.254	14:31:10.113
5 -	41.865	105.6	21.607	107.8	16.386	115.7	1:19.858 (1)	87.45		14:32:29.971
6 -	41.730	106.0	22.208	105.8	16.494	115.3	1:20.432	86.83	0.574	14:33:50.403
7 -	42.133	106.0	21.548	107.7	16.436	115.7	1:20.117 (3)	87.17	0.259	14:35:10.520
8 -	41.752	106.8	21.737	107.2	16.419	115.5	1:19.908 (2)	87.40	0.050	14:36:30.428
9 -	41.920	105.8	21.927	108.0	16.454	115.7	1:20.301	86.97	0.443	14:37:50.729
10 -	41.979	106.1	21.722	107.2	16.417	115.5	1:20.118	87.17	0.260	14:39:10.847
11 -	42.041	106.6	21.756	107.0	16.341	115.9	1:20.138	87.14	0.280	14:40:30.985
12 -	42.090	106.1	21.947	107.3	16.474	115.1	1:20.511	86.74	0.653	14:41:51.496
13 -	42.132	105.1	22.013	107.3	16.955	115.1	1:21.100	86.11	1.242	14:43:12.596
14 -	42.616	104.8	21.912	107.8	16.922	115.3	1:21.450	85.74	1.592	14:44:34.046
15 -	47.192	102.1	22.216	106.8	16.868	113.7	1:26.276	80.94	6.418	14:46:00.322

P7 74 James ABBOTT

Mygale M13-SJ - Mountune - Radical Motorsport

IDEAL LAP TIME : 1:19.716 BEST LAP TIME : 1:19.716

DIFFERENCE : 0.000

LAP	SECTOR 1	SECTOR 2	SECTOR 3	LAP TIME	MPH	DIFF	TIME OF DAY			
1 -	105.1	21.910	106.6	16.788	114.5	1:29.329	78.18	9.613	14:27:10.197	
2 -	42.546	106.5	21.775	106.8	16.982	113.5	1:21.303	85.90	1.587	14:28:31.500
3 -	41.860	107.0	21.577	106.0	16.723	114.7	1:20.160 (3)	87.12	0.444	14:29:51.660
4 -	42.396	104.8	21.776	106.5	17.013	113.9	1:21.185	86.02	1.469	14:31:12.845
5 -	43.230	104.3	21.821	105.8	16.449	113.3	1:21.500	85.69	1.784	14:32:34.345

Weather / Track : Cloudy / Dry

Rockingham International Super Sport

Circuit Length = 1.9400 miles

Start: 14:25 Flag 14:45 End: 14:47

2014 Dunlop MSA Formula Ford Championship of Great Britain

ROUND 22 - SECTOR ANALYSIS

SECTOR 1 = FL to I1, SECTOR 2 = I1 to I2, SECTOR 3 = I2 to FL, DIFF = Difference To Personal Best Lap

6 -	42.259	106.0	21.642	106.5	16.488	113.1	1:20.389	86.87	0.673	14:33:54.734
7 -	41.931	106.5	21.651	105.5	17.310	113.3	1:20.892	86.33	1.176	14:35:15.626
8 -	45.278	104.8	21.635	105.8	16.493	112.2	1:23.406	83.73	3.690	14:36:39.032
9 -	41.772	106.6	21.509	106.3	16.435	112.9	1:19.716 (1)	87.61		14:37:58.748
10 -	41.776	106.1	21.686	106.3	16.676	113.5	1:20.138 (2)	87.14	0.422	14:39:18.886
11 -	43.077	105.3	22.130	106.0	17.014	113.9	1:22.221	84.94	2.505	14:40:41.107
12 -	43.989	105.8	22.533	106.6	17.233	113.3	1:23.755	83.38	4.039	14:42:04.862
13 -	43.264	103.7	22.191	107.3	16.750	113.7	1:22.205	84.95	2.489	14:43:27.067
14 -	43.444	104.5	22.149	106.8	17.300	113.3	1:22.893	84.25	3.177	14:44:49.960
15 -	42.536	104.2	21.750	105.0	16.512	113.5	1:20.798	86.43	1.082	14:46:10.758

P8 23 S		Chris MEALIN		Mygale M12-SJ - Swindon - Falcon Motorsport						
IDEAL LAP TIME : 1:20.106		BEST LAP TIME : 1:20.219		DIFFERENCE : 0.113						
LAP	SECTOR 1	SECTOR 2	SECTOR 3	LAP TIME	MPH	DIFF	TIME OF DAY			
1 -		104.5	21.937	104.0	16.634	112.2	1:28.979	78.48	8.760	14:27:09.847
2 -	42.657	105.6	21.885	103.4	16.571	112.5	1:21.113	86.10	0.894	14:28:30.960
3 -	42.023	105.6	21.921	103.7	16.561	112.2	1:20.505 (2)	86.75	0.286	14:29:51.465
4 -	42.355	105.8	21.909	104.8	16.646	112.2	1:20.910	86.31	0.691	14:31:12.375
5 -	42.231	105.6	22.082	103.7	16.425	112.2	1:20.738 (3)	86.50	0.519	14:32:33.113
6 -	42.103	105.5	21.705	104.6	16.411	111.8	1:20.219 (1)	87.06		14:33:53.332
7 -	42.573	103.4	22.508	103.7	16.911	111.4	1:21.992	85.17	1.773	14:35:15.324
8 -	42.555	104.8	22.042	104.0	16.378	112.4	1:20.975	86.24	0.756	14:36:36.299
9 -	42.307	106.0	22.162	103.7	16.460	111.8	1:20.929	86.29	0.710	14:37:57.228
10 -	42.631	104.6	22.040	103.7	16.642	112.5	1:21.313	85.89	1.094	14:39:18.541
11 -	43.243	104.3	22.305	103.7	16.731	112.4	1:22.279	84.88	2.060	14:40:40.820
12 -	44.061	105.8	22.583	103.8	16.940	111.2	1:23.584	83.55	3.365	14:42:04.404
13 -	43.618	104.5	22.188	104.3	16.757	112.0	1:22.563	84.58	2.344	14:43:26.967
14 -	43.401	104.8	22.203	105.0	17.111	111.8	1:22.715	84.43	2.496	14:44:49.682
15 -	43.456	105.1	22.161	104.3	16.740	110.9	1:22.357	84.80	2.138	14:46:12.039

P9 88		Greg HOLLOWAY		Sinter LA12 - Scholar - SWB Motorsport						
IDEAL LAP TIME : 1:22.383		BEST LAP TIME : 1:22.589		DIFFERENCE : 0.206						
LAP	SECTOR 1	SECTOR 2	SECTOR 3	LAP TIME	MPH	DIFF	TIME OF DAY			
1 -		99.2	22.307	103.0	17.070	111.4	1:32.627	75.39	10.038	14:27:13.495
2 -	43.405	102.1	22.181	103.7	17.102	111.4	1:22.688 (2)	84.46	0.099	14:28:36.183
3 -	43.510	100.9	22.297	103.5	17.338	112.2	1:23.145	83.99	0.556	14:29:59.328
4 -	43.166	101.3	22.362	103.8	17.061	111.6	1:22.589 (1)	84.56		14:31:21.917
5 -	43.489	100.0	22.283	103.4	17.120	110.9	1:22.892	84.25	0.303	14:32:44.809
6 -	56.206	100.1	22.496	104.2	17.302	110.9	1:36.004	72.74	13.415	14:34:20.813
7 -	43.675	100.4	22.374	104.2	17.170	111.2	1:23.219	83.92	0.630	14:35:44.032
8 -	43.767	98.3	22.245	104.3	17.036	112.4	1:23.048	84.09	0.459	14:37:07.080
9 -	43.841	98.5	22.621	104.2	17.165	111.1	1:23.627	83.51	1.038	14:38:30.707
10 -	43.611	98.3	22.335	104.2	17.054	112.9	1:23.000	84.14	0.411	14:39:53.707
11 -	43.590	100.0	22.398	104.3	17.186	112.5	1:23.174	83.96	0.585	14:41:16.881
12 -	43.200	100.3	22.266	104.3	17.345	111.1	1:22.811 (3)	84.33	0.222	14:42:39.692
13 -	43.619	100.9	22.463	104.0	17.216	112.4	1:23.298	83.84	0.709	14:44:02.990
14 -	44.190	90.1	23.137	104.2	17.256	112.0	1:24.583	82.56	1.994	14:45:27.573
15 -	44.488	98.2	22.664	104.2	17.114	112.0	1:24.266	82.88	1.677	14:46:51.839

P10 26		Juan ROSSO		Mygale M13-SJ - Mountune - Radical Motorsport							
IDEAL LAP TIME : 1:19.520		BEST LAP TIME : 1:20.032		DIFFERENCE : 0.512							
LAP	SECTOR 1	SECTOR 2	SECTOR 3	LAP TIME	MPH	DIFF	TIME OF DAY				
1 -		102.6	21.732	106.3	16.645	113.5	1:27.780	79.56	7.748	14:27:08.648	
2 -	42.913	105.0	21.421	105.6	16.241	113.9	1:20.575	86.67	0.543	14:28:29.223	
3 -	41.858	105.5	21.777	105.6	16.592	114.1	1:20.227	87.05	0.195	14:29:49.450	
4 -	42.275	104.6	22.942	104.3	16.857	113.1	1:22.074	85.09	2.042	14:31:11.524	
5 -	43.792	104.5	21.647	105.6	16.525	112.5	1:21.964	85.20	1.932	14:32:33.488	
6 -	44.106	102.2	22.015	105.1	IN PIT		1:20.873	P	86.35	0.841	14:33:54.361
7 -	OUTLAP	105.0	21.883	104.5	16.416	113.1	3:29.621	33.31	2:09.589	14:37:23.982	
8 -	41.910	104.3	21.792	105.8	16.455	112.5	1:20.157 (3)	87.12	0.125	14:38:44.139	
9 -	42.182	105.1	21.716	105.5	16.332	113.5	1:20.230	87.04	0.198	14:40:04.369	
10 -	42.020	105.6	21.604	105.5	16.408	113.1	1:20.032 (1)	87.26		14:41:24.401	

Weather / Track : Cloudy / Dry

Rockingham International Super Sport
Circuit Length = 1.9400 miles
Start: 14:25 Flag 14:45 End: 14:47

2014 Dunlop MSA Formula Ford Championship of Great Britain

ROUND 22 - SECTOR ANALYSIS

SECTOR 1 = FL to I1, SECTOR 2 = I1 to I2, SECTOR 3 = I2 to FL, DIFF = Difference To Personal Best Lap

11 -	42.020	104.6	21.663	105.5	16.541	112.9	1:20.224	87.05	0.192	14:42:44.625
12 -	42.103	104.2	21.732	105.6	16.294	112.7	1:20.129 (2)	87.15	0.097	14:44:04.754
13 -	42.394	101.3	22.099	103.7	16.764	112.5	1:21.257	85.94	1.225	14:45:26.011
14 -	43.339	101.0	22.105	104.8	16.554	112.5	1:21.998	85.17	1.966	14:46:48.009

P11 94 S Michael O'BRIEN			Mygale M12-SJ - Scholar - MBM Motorsport							
IDEAL LAP TIME : 1:19.422			BEST LAP TIME : 1:19.660			DIFFERENCE : 0.238				
LAP	SECTOR 1		SECTOR 2		SECTOR 3		LAP TIME	MPH	DIFF	TIME OF DAY
1 -		102.7	21.647	106.8	16.726	113.7	1:28.192	79.19	8.532	14:27:09.060
2 -	43.040	105.6	21.614	106.8	16.468	114.1	1:21.122	86.09	1.462	14:28:30.182
3 -	41.763	105.0	21.659	106.8	16.785	114.1	1:20.207	87.07	0.547	14:29:50.389
4 -	41.978	104.8	22.384	107.0	16.974	114.3	1:21.336	85.86	1.676	14:31:11.725
5 -	41.822	106.6	21.483	106.3	16.355	113.7	1:19.660 (1)	87.67		14:32:31.385
6 -	41.785	107.2	21.350	107.2	16.529	113.9	1:19.664 (2)	87.66	0.004	14:33:51.049
7 -	41.835	106.8	21.568	107.0	16.663	113.9	1:20.066	87.22	0.406	14:35:11.115
8 -	41.717	106.8	21.527	106.8	16.445	114.3	1:19.689 (3)	87.64	0.029	14:36:30.804
9 -	41.786	106.3	21.800	106.0	16.664	114.5	1:20.250	87.02	0.590	14:37:51.054
10 -	41.960	106.3	21.655	107.0	16.425	114.3	1:20.040	87.25	0.380	14:39:11.094
11 -	42.026	106.0	21.769	107.2	16.544	113.5	1:20.339	86.93	0.679	14:40:31.433
12 -	41.882	106.8	21.942	106.1	16.544	114.3	1:20.368	86.90	0.708	14:41:51.801
13 -	41.991	105.6	21.831	106.8	16.796	113.3	1:20.618	86.63	0.958	14:43:12.419
14 -	41.802	105.0	21.830	107.0	17.463	114.1	1:21.095	86.12	1.435	14:44:33.514

P12 20 S Clay MITCHELL			Mygale M12-SJ - Mountune - JTR							
IDEAL LAP TIME : 1:19.136			BEST LAP TIME : 1:19.234			DIFFERENCE : 0.098				
LAP	SECTOR 1		SECTOR 2		SECTOR 3		LAP TIME	MPH	DIFF	TIME OF DAY
1 -		104.8	21.763	107.5	16.763	115.3	1:30.816	76.90	11.582	14:27:11.684
2 -	42.246	106.3	21.599	107.8	16.487	115.7	1:20.332	86.93	1.098	14:28:32.016
3 -	42.029	106.5	21.631	108.4	16.569	116.1	1:20.229	87.05	0.995	14:29:52.245
4 -	42.292	105.6	21.565	108.2	16.873	116.3	1:20.730	86.51	1.496	14:31:12.975
5 -	42.815	106.1	21.589	108.2	16.330	116.5	1:20.734	86.50	1.500	14:32:33.709
6 -	41.869	106.5	21.584	107.7	16.314	116.5	1:19.767	87.55	0.533	14:33:53.476
7 -	41.452	105.8	21.579	107.5	16.203	115.3	1:19.234 (1)	88.14		14:35:12.710
8 -	41.770	105.1	21.481	107.7	16.423	114.7	1:19.674 (3)	87.65	0.440	14:36:32.384
9 -	42.014	104.0	21.819	108.2	16.346	115.3	1:20.179	87.10	0.945	14:37:52.563
10 -	41.649	105.1	21.516	107.0	16.267	115.3	1:19.432 (2)	87.92	0.198	14:39:11.995
11 -	42.019	105.8	21.524	107.3	16.342	115.7	1:19.885	87.42	0.651	14:40:31.880
12 -	42.058	105.3	21.698	107.7	16.445	115.7	1:20.201	87.08	0.967	14:41:52.081
13 -	42.651	106.0	21.546	107.8	16.586	115.5	1:20.783	86.45	1.549	14:43:12.864
14 -	42.645	104.5	21.956	107.5	16.744	115.9	1:21.345	85.85	2.111	14:44:34.209

2014 Dunlop MSA Formula Ford Championship of Great Britain

ROUND 22 - BEST SPEEDS

POS	SECTOR 1			SECTOR 2			FINISH LINE		
	NO	NAME	MPH	NO	NAME	MPH	NO	NAME	MPH
1	2	Jayde KRUGER	108.7	25	Louise RICHARDSON	108.4	20	Clay MITCHELL	116.5
2	18	Max MARSHALL	108.2	20	Clay MITCHELL	108.4	25	Louise RICHARDSON	116.3
3	16	Ashley SUTTON	107.8	16	Ashley SUTTON	107.8	2	Jayde KRUGER	115.9
4	6	Harrison SCOTT	107.5	18	Max MARSHALL	107.8	18	Max MARSHALL	115.9
5	94	Michael O'BRIEN	107.2	2	Jayde KRUGER	107.3	16	Ashley SUTTON	115.5
6	74	James ABBOTT	107.0	74	James ABBOTT	107.3	11	Ricky COLLARD	115.1
7	25	Louise RICHARDSON	106.8	94	Michael O'BRIEN	107.2	74	James ABBOTT	114.7
8	20	Clay MITCHELL	106.5	11	Ricky COLLARD	106.5	94	Michael O'BRIEN	114.5
9	11	Ricky COLLARD	106.3	6	Harrison SCOTT	106.3	26	Juan ROSSO	114.1
10	23	Chris MEALIN	106.0	26	Juan ROSSO	106.3	6	Harrison SCOTT	113.9
11	26	Juan ROSSO	105.6	23	Chris MEALIN	105.0	88	Greg HOLLOWAY	112.9
12	88	Greg HOLLOWAY	102.1	88	Greg HOLLOWAY	104.3	23	Chris MEALIN	112.5

Weather / Track : Cloudy / Dry

Results can be found at www.tsl-timing.com

Rockingham International Super Sport
Circuit Length = 1.9400 miles
Start: 14:25 Flag 14:45 End: 14:47

Printed - 14:48 Saturday, 06 September 2014

2014 Dunlop MSA Formula Ford Championship of Great Britain

ROUND 22 - BEST SECTORS

SECTOR 1			SECTOR 2			SECTOR 3			IDEAL / BEST COMPARISON						
POS	NO	NAME	TIME	NO	NAME	TIME	NO	NAME	TIME	POS	NO	NAME	IDEAL	BEST	DIFF
1	16	SUTTON	41.188	16	SUTTON	21.178	2	KRUGER	16.032				PERFECT LAP	1:18.398	
2	2	KRUGER	41.209	2	KRUGER	21.252	16	SUTTON	16.064	1	16	SUTTON	1:18.430	1:18.434	0.004
3	18	MARSHALL	41.216	94	O'BRIEN	21.350	11	COLLARD	16.077	2	2	KRUGER	1:18.493	1:18.512	0.019
4	20	MITCHELL	41.452	26	ROSSO	21.421	6	SCOTT	16.078	3	18	MARSHALL	1:18.827	1:19.085	0.258
5	6	SCOTT	41.475	18	MARSHALL	21.430	18	MARSHALL	16.181	4	6	SCOTT	1:19.062	1:19.196	0.134
6	94	O'BRIEN	41.717	25	RICHARDSON	21.479	20	MITCHELL	16.203	5	20	MITCHELL	1:19.136	1:19.234	0.098
7	25	RICHARDSON	41.730	20	MITCHELL	21.481	26	ROSSO	16.241	6	94	O'BRIEN	1:19.422	1:19.660	0.238
8	74	ABBOTT	41.772	11	COLLARD	21.496	25	RICHARDSON	16.341	7	11	COLLARD	1:19.467	1:19.607	0.140
9	26	ROSSO	41.858	6	SCOTT	21.509	94	O'BRIEN	16.355	8	26	ROSSO	1:19.520	1:20.032	0.512
10	11	COLLARD	41.894	74	ABBOTT	21.509	23	MEALIN	16.378	9	25	RICHARDSON	1:19.550	1:19.858	0.308
11	23	MEALIN	42.023	23	MEALIN	21.705	74	ABBOTT	16.435	10	74	ABBOTT	1:19.716	1:19.716	0.000
12	88	HOLLOWAY	43.166	88	HOLLOWAY	22.181	88	HOLLOWAY	17.036	11	23	MEALIN	1:20.106	1:20.219	0.113
										12	88	HOLLOWAY	1:22.383	1:22.589	0.206

Weather / Track : Cloudy / Dry

Results can be found at www.tsl-timing.com

Rockingham International Super Spor

Circuit Length = 1.9400 miles

Start: 14:25 Flag 14:45 End: 14:47

Printed - 14:48 Saturday, 06 September 2014

2014 Dunlop MSA Formula Ford Championship of Great Britain

ROUND 22 - LAP CHART

LAP 1 @ 14:27:06.857			LAP 2 @ 14:28:25.414			LAP 3 @ 14:29:44.095			LAP 4 @ 14:31:02.607			LAP 5 @ 14:32:21.195		
NO	BEHIND	LAP TIME	NO	BEHIND	LAP TIME	NO	BEHIND	LAP TIME	NO	BEHIND	LAP TIME	NO	BEHIND	LAP TIME
2		1:25.989	2		1:18.557	2		1:18.681	2		1:18.512	2		1:18.588
16	0.610	1:26.599	16	0.974	1:18.921	16	0.727	1:18.434	16	0.981	1:18.766	16	0.935	1:18.542
11	1.178	1:27.167	11	2.556	1:19.935	11	4.357	1:20.482	6	5.413	1:19.321	6	6.021	1:19.196
6	1.345	1:27.334	6	2.948	1:20.160	6	4.604	1:20.337	11	7.022	1:21.177	11	8.041	1:19.607
18	1.521	1:27.510	25	3.278	1:20.290	25	4.906	1:20.309	25	7.506	1:21.112	25	8.776	1:19.858
25	1.545	1:27.534	26	3.809	1:20.575	26	5.355	1:20.227	18	7.776	1:20.524	18	9.024	1:19.836
26	1.791	1:27.780	18	4.371	1:21.407	18	5.764	1:20.074	26	8.917	1:22.074	94	10.190	1:19.660
94	2.203	1:28.192	94	4.768	1:21.122	94	6.294	1:20.207	94	9.118	1:21.336	23	11.918	1:20.738
23	2.990	1:28.979	23	5.546	1:21.113	23	7.370	1:20.505	23	9.768	1:20.910	26	12.293	1:21.964
74	3.340	1:29.329	74	6.086	1:21.303	74	7.565	1:20.160	74	10.238	1:21.185	20	12.514	1:20.734
20	4.827	1:30.816	20	6.602	1:20.332	20	8.150	1:20.229	20	10.368	1:20.730	74	13.150	1:21.500
88	6.638	1:32.627	88	10.769	1:22.688	88	15.233	1:23.145	88	19.310	1:22.589	88	23.614	1:22.892

Weather / Track : Cloudy / Dry

Rockingham International Super Spor

Circuit Length = 1.9400 miles

Start: 14:25 Flag 14:45 End: 14:47

2014 Dunlop MSA Formula Ford Championship of Great Britain

ROUND 22 - LAP CHART

LAP 6 @ 14:33:39.819			LAP 7 @ 14:34:58.756			LAP 8 @ 14:36:17.625			LAP 9 @ 14:37:36.646			LAP 10 @ 14:38:55.564		
NO	BEHIND	LAP TIME	NO	BEHIND	LAP TIME	NO	BEHIND	LAP TIME	NO	BEHIND	LAP TIME	NO	BEHIND	LAP TIME
2		1:18.624	2		1:18.937	2		1:18.869	2		1:19.021	2		1:18.918
16	1.115	1:18.804	16	1.035	1:18.857	16	1.064	1:18.898	16	1.148	1:19.105	16	1.180	1:18.950
6	6.724	1:19.327	6	7.129	1:19.342	6	7.591	1:19.331	6	8.035	1:19.465	6	8.659	1:19.542
11	9.330	1:19.913	11	10.656	1:20.263	18	11.174	1:19.089	18	11.521	1:19.368	18	11.873	1:19.270
18	10.144	1:19.744	18	10.954	1:19.747	11	12.102	1:20.315	11	13.189	1:20.108	11	14.447	1:20.176
25	10.584	1:20.432	25	11.764	1:20.117	25	12.803	1:19.908	25	14.083	1:20.301	25	15.283	1:20.118
94	11.230	1:19.664	94	12.359	1:20.066	94	13.179	1:19.689	94	14.408	1:20.250	94	15.530	1:20.040
23	13.513	1:20.219	20	13.954	1:19.234	20	14.759	1:19.674	20	15.917	1:20.179	20	16.431	1:19.432
20	13.657	1:19.767	23	16.568	1:21.992	23	18.674	1:20.975	23	20.582	1:20.929	23	22.977	1:21.313
26	14.542	1:20.873 P	74	16.870	1:20.892	74	21.407	1:23.406	74	22.102	1:19.716	74	23.322	1:20.138
74	14.915	1:20.389	88	45.276	1:23.219	88	49.455	1:23.048	88	54.061	1:23.627	88	58.143	1:23.000
88	40.994	1:36.004				26	1 Lap	3:29.621	26	1 Lap	1:20.157	26	1 Lap	1:20.230

Weather / Track : Cloudy / Dry

Results can be found at www.tsl-timing.com

Page 2 of 3

Rockingham International Super Spor

Circuit Length = 1.9400 miles

Start: 14:25 Flag 14:45 End: 14:47

Printed - 14:48 Saturday, 06 September 2014

2014 Dunlop MSA Formula Ford Championship of Great Britain

ROUND 22 - LAP CHART

LAP 11 @ 14:40:14.648			LAP 12 @ 14:41:33.689			LAP 13 @ 14:42:52.827			LAP 14 @ 14:44:12.243			LAP 15 @ 14:45:31.255		
NO	BEHIND	LAP TIME	NO	BEHIND	LAP TIME	NO	BEHIND	LAP TIME	NO	BEHIND	LAP TIME	NO	BEHIND	LAP TIME
2		1:19.084	2		1:19.041	2		1:19.138	2		1:19.416	2		1:19.012
16	1.181	1:19.085	16	1.146	1:19.006	16	1.231	1:19.223	16	0.964	1:19.149	16	0.998	1:19.046
6	8.986	1:19.411	6	9.567	1:19.622	6	9.861	1:19.432	6	10.171	1:19.726	6	10.759	1:19.600
18	11.874	1:19.085	18	11.946	1:19.113	18	12.356	1:19.548	18	12.232	1:19.292	18	12.731	1:19.511
11	15.792	1:20.429	11	17.319	1:20.568	11	18.819	1:20.638	94	21.271	1:21.095	11	24.170	1:21.800
25	16.337	1:20.138	25	17.807	1:20.511	94	19.592	1:20.618	11	21.382	1:21.979	25	29.067	1:26.276
94	16.785	1:20.339	94	18.112	1:20.368	25	19.769	1:21.100	25	21.803	1:21.450	74	39.503	1:20.798
20	17.232	1:19.885	20	18.392	1:20.201	20	20.037	1:20.783	20	21.966	1:21.345	23	40.784	1:22.357
23	26.172	1:22.279	23	30.715	1:23.584	23	34.140	1:22.563	23	37.439	1:22.715	26	1 Lap	1:21.998
74	26.459	1:22.221	74	31.173	1:23.755	74	34.240	1:22.205	74	37.717	1:22.893	88	1:20.584	1:24.266
88	1:02.233	1:23.174	88	1:06.003	1:22.811	88	1:10.163	1:23.298	26	1 Lap	1:21.257			
26	1 Lap	1:20.032	26	1 Lap	1:20.224	26	1 Lap	1:20.129	88	1:15.330	1:24.583			

Weather / Track : Cloudy / Dry

Results can be found at www.tsl-timing.com

Page 3 of 3

Rockingham International Super Spor

Circuit Length = 1.9400 miles

Start: 14:25 Flag 14:45 End: 14:47

Printed - 14:48 Saturday, 06 September 2014

2014 Dunlop MSA Formula Ford Championship of Great Britain

ROUND 22 - POSITION CHART

No	Name	Lap															
		Pos	1	2	3	4	5	6	7	8	9	10	11	12	13	14	15
2	KRUGER	1	2	2	2	2	2	2	2	2	2	2	2	2	2	2	2
16	SUTTON	2	16	16	16	16	16	16	16	16	16	16	16	16	16	16	16
11	COLLARD	3	11	11	11	6	6	6	6	6	6	6	6	6	6	6	6
6	SCOTT	4	6	6	6	11	11	11	11	18	18	18	18	18	18	18	18
18	MARSHALL	5	18	25	25	25	25	18	18	11	11	11	11	11	11	94	11
94	O'BRIEN	6	25	26	26	18	18	25	25	25	25	25	25	25	94	11	25
25	RICHARDSON	7	26	18	18	26	94	94	94	94	94	94	94	94	25	25	74
74	ABBOTT	8	94	94	94	94	23	23	20	20	20	20	20	20	20	20	23
26	ROSSO	9	23	23	23	23	26	20	23	23	23	23	23	23	23	23	88
23	MEALIN	10	74	74	74	74	20	26	74	74	74	74	74	74	74	74	74
88	HOLLOWAY	11	20	20	20	20	74	74	88	88	88	88	88	88	88	88	88
20	MITCHELL	12	88	88	88	88	88	88	26	26	26	26	26	26	26	26	26

Weather / Track : Cloudy / Dry

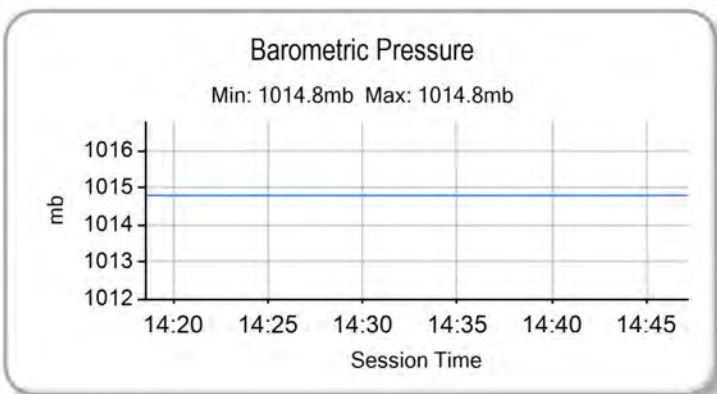
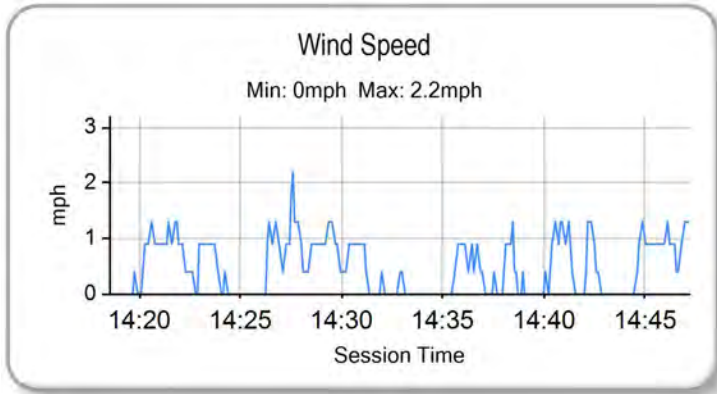
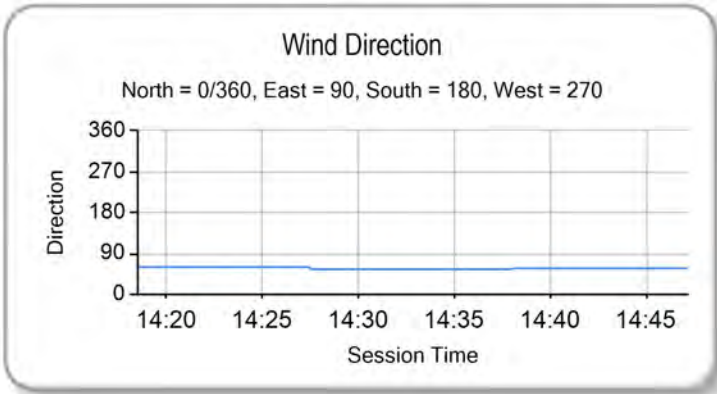
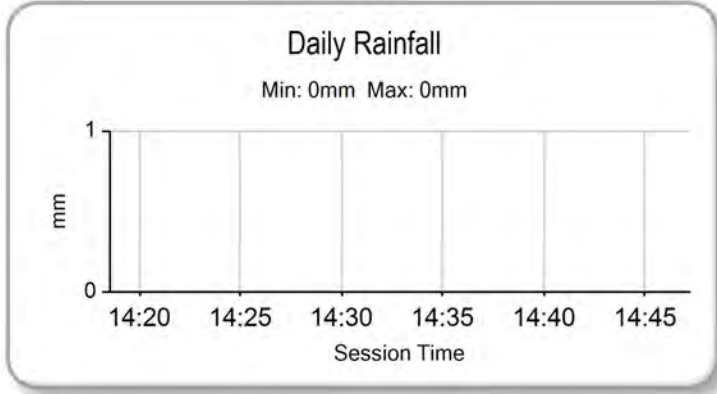
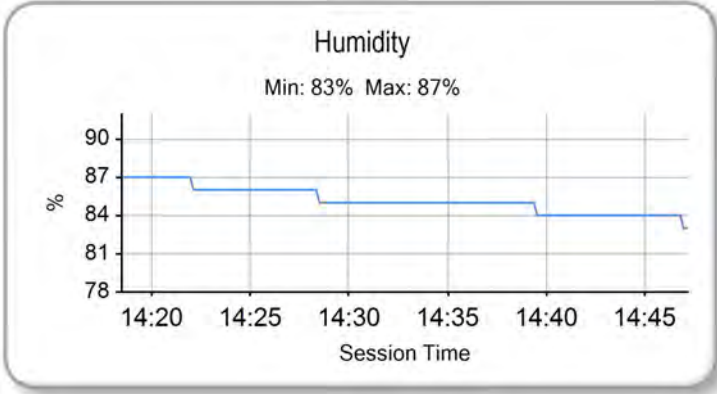
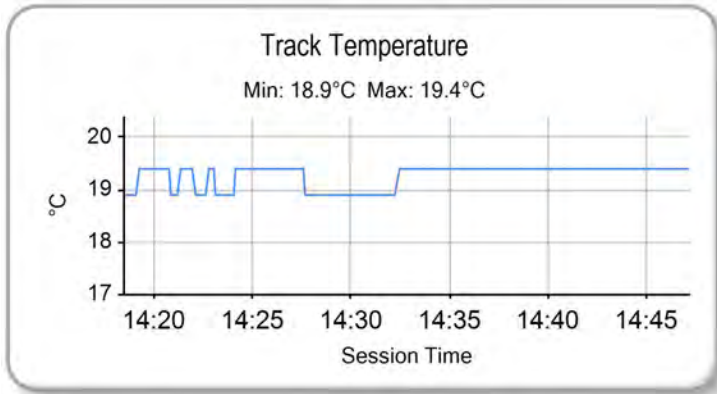
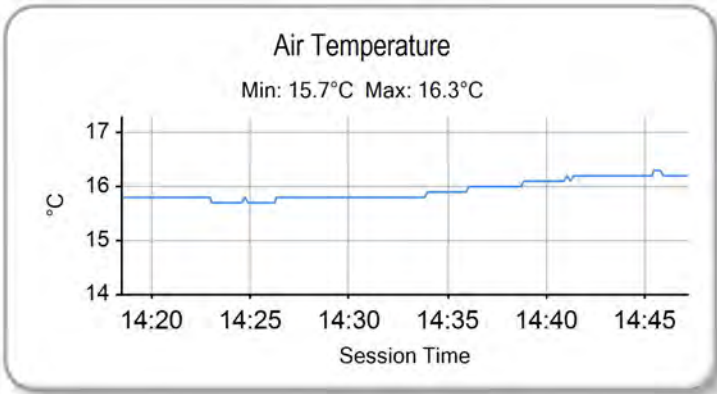
Results can be found at www.tsl-timing.com

Rockingham International Super Spor
 Circuit Length = 1.9400 miles
 Start: 14:25 Flag 14:45 End: 14:47

Printed - 14:48 Saturday, 06 September 2014

2014 Dunlop MSA Formula Ford Championship of Great Britain

ROUND 22 - WEATHER CONDITIONS



Weather / Track : Cloudy / Dry

Results can be found at www.tsl-timing.com

Rockingham International Super Spor
 Circuit Length = 1.9400 miles
 Start: 14:25 Flag 14:45 End: 14:47

Printed - 14:49 Saturday, 06 September 2014



2014 Dunlop MSA Formula Ford Championship of Great Britain

ROUND 23 - CLASSIFICATION

POS	NO	CL	PIC NAME	NAT	ENTRY	LAPS	TIME	GAP	DIFF	MPH	BEST	ON
1	18		1 Max MARSHALL	GBR	Mygale M12 SJ - Mountune - JTR	14	20:34.894			79.17	1:18.470	12
2	16	S	1 Ashley SUTTON	GBR	Mygale M12-SJ - Scholar - MBM Motorsport	14	20:38.240	3.346	3.346	78.96	1:18.945	12
3	6		2 Harrison SCOTT	GBR	Mygale M13 SJ - Swindon - Falcon Motorsport	14	20:39.045	4.151	0.805	78.91	1:19.142	12
4	11	S	2 Ricky COLLARD	GBR	Mygale M12-SJ - Swindon - Falcon Motorsport	14	20:40.312	5.418	1.267	78.83	1:18.899	4
5	25	S	3 Louise RICHARDSON	GBR	Mygale M12-SJ - Mountune - Richardson Racing	14	20:41.589	6.695	1.277	78.75	1:19.569	5
6	20	S	4 Clay MITCHELL	GBR	Mygale M12-SJ - Mountune - JTR	14	20:43.186	8.292	1.597	78.64	1:19.136	14
7	74		3 James ABBOTT	GBR	Mygale M13-SJ - Mountune - Radical Motorsport	14	20:44.550	9.656	1.364	78.56	1:19.877	4
8	23	S	5 Chris MEALIN	GBR	Mygale M12-SJ - Swindon - Falcon Motorsport	14	20:45.602	10.708	1.052	78.49	1:20.184	4
9	26		4 Juan ROSSO	ARG	Mygale M13-SJ - Mountune - Radical Motorsport	14	20:46.675	11.781	1.073	78.42	1:20.408	11
10	88		5 Greg HOLLOWAY	AUS	Sinter LA12 - Scholar - SWB Motorsport	14	20:53.733	18.839	7.058	77.98	1:21.583	14

NOT CLASSIFIED

DNF	94	S	Michael O'BRIEN	GBR	Mygale M12-SJ - Scholar - MBM Motorsport	5	6:51.671	9 Laps	9 Laps	84.82	1:19.610	5
DNF	2		Jayde KRUGER	RSA	Mygale M12 SJ - Mountune - JTR	2	2:56.710	12 Laps	3 Laps	79.04	1:30.150	2

FASTEST LAP

18			Max MARSHALL	GBR	Mygale M12 SJ - Mountune - JTR	12	1:18.470			89.00 mph	143.23 kph	
11		S	Ricky COLLARD	GBR	Mygale M12-SJ - Swindon - Falcon Motorsport	4	1:18.899			88.51 mph	142.45 kph	

Weather / Track : Bright / Dry

These results are provisional until the conclusion of any judicial and technical matters.

Rockingham International Super Sport

Circuit Length = 1.9400 miles

Start: 10:21 Flag 10:41 End: 10:42

Clerk Of Course :

Timekeeper :

Results can be found at www.tsl-timing.com

Printed - 10:43 Sunday, 07 September 2014

2014 Dunlop MSA Formula Ford Championship of Great Britain

ROUND 23 - SECTOR ANALYSIS

SECTOR 1 = FL to I1, SECTOR 2 = I1 to I2, SECTOR 3 = I2 to FL, DIFF = Difference To Personal Best Lap

P1 18		Max MARSHALL					Mygale M12-SJ - Mountune - JTR				
IDEAL LAP TIME : 1:18.425		BEST LAP TIME : 1:18.470					DIFFERENCE : 0.045				
LAP	SECTOR 1		SECTOR 2		SECTOR 3		LAP TIME	MPH	DIFF	TIME OF DAY	
1 -		105.5	21.624	107.0	16.082	116.1	1:25.016	82.14	6.546	10:22:39.781	
2 -	41.513	107.8	21.256	107.5	16.216	116.5	1:18.985	88.42	0.515	10:23:58.766	
3 -	42.214	107.5	21.267	108.4	16.693	116.3	1:20.174	87.11	1.704	10:25:18.940	
4 -	41.672	106.5	21.171	107.8	16.116	115.7	1:18.959	88.45	0.489	10:26:37.899	
5 -	41.654	106.8	21.289	107.7	16.138	116.3	1:19.081	88.31	0.611	10:27:56.980	
6 -	41.259	106.3	21.236	107.2	16.052	115.5	1:18.547 (2)	88.91	0.077	10:29:15.527	
7 -	42.552	105.0	22.988	89.4	18.907	93.5	1:24.447	82.70	5.977	10:30:39.974	
8 -	46.840	102.2	22.368	105.0	17.475	105.3	1:26.683	80.56	8.213	10:32:06.657	
9 -	46.634	83.1	40.130	43.5	28.163	53.7	1:54.927	60.76	36.457	10:34:01.584	
10 -	1:25.065	44.4	51.339	79.3	16.378	114.9	2:32.782	45.71	1:14.312	10:36:34.366	
11 -	41.972	107.3	21.194	107.0	16.110	115.7	1:19.276	88.09	0.806	10:37:53.642	
12 -	41.221	108.4	21.152	107.3	16.097	115.7	1:18.470 (1)	89.00		10:39:12.112	
13 -	41.300	108.0	21.204	107.2	16.123	116.1	1:18.627 (3)	88.82	0.157	10:40:30.739	
14 -	41.328	107.7	21.282	107.2	16.310	116.1	1:18.920	88.49	0.450	10:41:49.659	

P2 16 S		Ashley SUTTON					Mygale M12-SJ - Scholar - MBM Motorsport				
IDEAL LAP TIME : 1:18.728		BEST LAP TIME : 1:18.945					DIFFERENCE : 0.217				
LAP	SECTOR 1		SECTOR 2		SECTOR 3		LAP TIME	MPH	DIFF	TIME OF DAY	
1 -		105.3	21.568	106.8	16.388	115.5	1:25.701	81.49	6.756	10:22:40.466	
2 -	41.467	107.3	21.192	107.0	16.309	115.5	1:18.968	88.44	0.023	10:23:59.434	
3 -	41.895	107.2	21.378	107.0	16.617	115.7	1:19.890	87.42	0.945	10:25:19.324	
4 -	41.555	107.3	21.350	107.2	16.195	115.7	1:19.100	88.29	0.155	10:26:38.424	
5 -	41.459	107.2	21.301	107.2	16.205	116.1	1:18.965 (3)	88.44	0.020	10:27:57.389	
6 -	41.743	105.8	21.660	107.7	16.136	116.5	1:19.539	87.80	0.594	10:29:16.928	
7 -	48.644	101.5	23.853	98.5	18.443	103.5	1:30.940	76.79	11.995	10:30:47.868	
8 -	55.935	79.3	23.596	96.2	17.341	112.7	1:36.872	72.09	17.927	10:32:24.740	
9 -	43.799	103.2	27.442	43.6	27.430	47.3	1:38.671	70.78	19.726	10:34:03.411	
10 -	1:27.172	71.1	48.231	81.3	16.831	114.1	2:32.234	45.87	1:13.289	10:36:35.645	
11 -	42.234	105.8	21.419	106.6	16.162	115.1	1:19.815	87.50	0.870	10:37:55.460	
12 -	41.505	106.1	21.284	106.6	16.156	114.5	1:18.945 (1)	88.46		10:39:14.405	
13 -	41.400	106.8	21.416	106.3	16.144	114.7	1:18.960 (2)	88.44	0.015	10:40:33.365	
14 -	41.639	107.0	21.446	105.8	16.555	92.9	1:19.640	87.69	0.695	10:41:53.005	

P3 6		Harrison SCOTT					Mygale M13-SJ - Swindon - Falcon Motorsport				
IDEAL LAP TIME : 1:19.109		BEST LAP TIME : 1:19.142					DIFFERENCE : 0.033				
LAP	SECTOR 1		SECTOR 2		SECTOR 3		LAP TIME	MPH	DIFF	TIME OF DAY	
1 -		104.6	21.688	106.1	16.253	114.9	1:26.098	81.11	6.956	10:22:40.863	
2 -	41.495	106.8	21.590	104.8	16.195	114.7	1:19.280 (2)	88.09	0.138	10:24:00.143	
3 -	41.615	106.8	21.698	106.0	16.189	114.9	1:19.502	87.84	0.360	10:25:19.645	
4 -	41.707	106.0	21.571	105.5	16.207	114.3	1:19.485	87.86	0.343	10:26:39.130	
5 -	41.515	106.3	21.612	104.2	16.176	114.5	1:19.303 (3)	88.06	0.161	10:27:58.433	
6 -	41.604	106.3	21.696	105.1	16.243	114.7	1:19.543	87.80	0.401	10:29:17.976	
7 -	48.311	97.9	24.058	83.4	18.340	83.0	1:30.709	76.99	11.567	10:30:48.685	
8 -	55.794	73.6	23.435	103.5	17.250	111.1	1:36.479	72.38	17.337	10:32:25.164	
9 -	43.795	101.6	27.812	39.3	27.686	45.1	1:39.293	70.33	20.151	10:34:04.457	
10 -	1:27.047	65.3	47.767	80.4	16.682	115.1	2:31.496	46.10	1:12.354	10:36:35.953	
11 -	42.189	107.0	21.685	105.3	16.130	115.1	1:20.004	87.29	0.862	10:37:55.957	
12 -	41.528	106.3	21.540	105.6	16.074	114.5	1:19.142 (1)	88.24		10:39:15.099	
13 -	41.546	107.3	21.663	105.3	16.122	114.3	1:19.331	88.03	0.189	10:40:34.430	
14 -	41.514	107.0	21.715	105.3	16.151	113.1	1:19.380	87.98	0.238	10:41:53.810	

P4 11 S		Ricky COLLARD					Mygale M12-SJ - Swindon - Falcon Motorsport				
IDEAL LAP TIME : 1:18.839		BEST LAP TIME : 1:18.899					DIFFERENCE : 0.060				
LAP	SECTOR 1		SECTOR 2		SECTOR 3		LAP TIME	MPH	DIFF	TIME OF DAY	
1 -		105.5	21.621	106.3	16.084	114.9	1:24.460	82.68	5.561	10:22:39.225	
2 -	41.554	107.3	21.523	105.3	16.143	114.7	1:19.220 (3)	88.15	0.321	10:23:58.445	
3 -	42.200	105.3	21.441	105.3	16.508	114.9	1:20.149	87.13	1.250	10:25:18.594	

Weather / Track : Bright / Dry

Rockingham International Super Sport
Circuit Length = 1.9400 miles
Start: 10:21 Flag 10:41 End: 10:42

2014 Dunlop MSA Formula Ford Championship of Great Britain

ROUND 23 - SECTOR ANALYSIS

SECTOR 1 = FL to I1, SECTOR 2 = I1 to I2, SECTOR 3 = I2 to FL, DIFF = Difference To Personal Best Lap

4 -	41.563	107.2	21.255	106.3	16.081	114.7	1:18.899 (1)	88.51			10:26:37.493
5 -	41.521	107.0	21.451	106.1	16.079	115.1	1:19.051 (2)	88.34	0.152		10:27:56.544
6 -	42.338	104.3	21.521	105.8	16.063	114.7	1:19.922	87.38	1.023		10:29:16.466
7 -	45.861	86.7	24.840	94.7	19.217	110.0	1:29.918	77.67	11.019		10:30:46.384
8 -	47.309	95.1	22.985	102.7	16.471	112.9	1:26.765	80.49	7.866		10:32:13.149
9 -	43.664	103.4	38.399	40.4	27.449	49.2	1:49.512	63.77	30.613		10:34:02.661
10 -	1:27.248	53.3	48.450	80.0	17.179	114.1	2:32.877	45.68	1:13.978		10:36:35.538
11 -	42.938	105.0	21.712	106.3	16.314	115.3	1:20.964	86.26	2.065		10:37:56.502
12 -	41.960	107.0	21.374	107.0	16.076	114.9	1:19.410	87.94	0.511		10:39:15.912
13 -	41.787	106.3	21.435	106.5	16.192	114.9	1:19.414	87.94	0.515		10:40:35.326
14 -	41.688	107.0	21.555	106.5	16.508	112.2	1:19.751	87.57	0.852		10:41:55.077

P5 25 S Louise RICHARDSON

Mygale M12-SJ - Mountune - Richardson Racing

IDEAL LAP TIME : 1:19.167

BEST LAP TIME : 1:19.569

DIFFERENCE : 0.402

LAP	SECTOR 1	SECTOR 2	SECTOR 3	LAP TIME	MPH	DIFF	TIME OF DAY			
1 -		104.6	21.702	107.2	16.534	115.7	1:27.434	79.87	7.865	10:22:42.199
2 -	41.899	106.6	21.814	107.7	16.297	116.1	1:20.010	87.28	0.441	10:24:02.209
3 -	42.208	106.1	21.508	108.2	16.525	115.9	1:20.241	87.03	0.672	10:25:22.450
4 -	42.052	106.3	21.543	107.5	16.396	116.1	1:19.991	87.30	0.422	10:26:42.441
5 -	41.657	107.7	21.528	107.5	16.384	116.7	1:19.569 (1)	87.77		10:28:02.010
6 -	41.771	106.6	21.592	107.2	16.843	116.1	1:20.206	87.07	0.637	10:29:22.216
7 -	57.461	56.5	32.680	62.7	23.390	74.5	1:53.531	61.51	33.962	10:31:15.747
8 -	1:08.903	90.8	23.683	91.6	18.181	86.4	1:50.767	63.05	31.198	10:33:06.514
9 -	49.382	101.2	22.119	107.0	16.819	114.5	1:28.320	79.07	8.751	10:34:34.834
10 -	57.997	54.9	46.633	83.9	16.836	116.9	2:01.466	57.49	41.897	10:36:36.300
11 -	42.472	104.3	21.595	107.7	16.502	116.9	1:20.569	86.68	1.000	10:37:56.869
12 -	42.442	107.2	21.274	108.0	16.252	116.5	1:19.968	87.33	0.399	10:39:16.837
13 -	41.868	107.0	21.487	107.8	16.236	116.3	1:19.591 (2)	87.74	0.022	10:40:36.428
14 -	41.817	106.6	21.658	107.7	16.451	116.1	1:19.926 (3)	87.38	0.357	10:41:56.354

P6 20 S Clay MITCHELL

Mygale M12-SJ - Mountune - JTR

IDEAL LAP TIME : 1:19.050

BEST LAP TIME : 1:19.136

DIFFERENCE : 0.086

LAP	SECTOR 1	SECTOR 2	SECTOR 3	LAP TIME	MPH	DIFF	TIME OF DAY			
1 -		106.6	21.911	107.8	17.080	116.1	1:30.203	77.42	11.067	10:22:44.968
2 -	42.334	106.1	21.638	107.7	17.019	116.1	1:20.991	86.23	1.855	10:24:05.959
3 -	42.327	106.3	21.813	107.7	17.058	116.5	1:21.198	86.01	2.062	10:25:27.157
4 -	42.436	106.0	21.912	106.1	16.578	114.9	1:20.926	86.30	1.790	10:26:48.083
5 -	42.033	106.5	21.681	107.0	16.607	115.7	1:20.321	86.95	1.185	10:28:08.404
6 -	42.332	106.3	21.474	107.3	16.422	116.5	1:20.228	87.05	1.092	10:29:28.632
7 -	53.739	61.2	34.028	52.5	22.829	62.3	1:50.596	63.14	31.460	10:31:19.228
8 -	1:08.622	102.1	25.273	73.6	18.676	92.8	1:52.571	62.04	33.435	10:33:11.799
9 -	49.280	98.5	25.254	78.8	18.307	98.9	1:32.841	75.22	13.705	10:34:44.640
10 -	50.657	50.5	46.756	79.0	16.773	115.5	1:54.186	61.16	35.050	10:36:38.826
11 -	41.905	106.3	21.455	108.0	16.414	116.7	1:19.774 (3)	87.54	0.638	10:37:58.600
12 -	42.747	106.5	21.633	107.7	16.350	116.1	1:20.730	86.51	1.594	10:39:19.330
13 -	41.677	106.0	21.478	108.0	16.330	117.1	1:19.485 (2)	87.86	0.349	10:40:38.815
14 -	41.364	107.2	21.541	107.8	16.231	115.9	1:19.136 (1)	88.25		10:41:57.951

P7 74 James ABBOTT

Mygale M13-SJ - Mountune - Radical Motorsport

IDEAL LAP TIME : 1:19.773

BEST LAP TIME : 1:19.877

DIFFERENCE : 0.104

LAP	SECTOR 1	SECTOR 2	SECTOR 3	LAP TIME	MPH	DIFF	TIME OF DAY			
1 -		105.6	22.179	99.5	17.022	114.7	1:29.455	78.07	9.578	10:22:44.220
2 -	42.189	105.3	21.808	106.3	17.037	114.5	1:21.034	86.18	1.157	10:24:05.254
3 -	42.202	105.8	21.779	106.0	16.404	114.3	1:20.385	86.88	0.508	10:25:25.639
4 -	41.768	105.3	21.601	106.1	16.508	114.5	1:19.877 (1)	87.43		10:26:45.516
5 -	41.838	106.1	21.741	106.6	16.572	115.3	1:20.151 (2)	87.13	0.274	10:28:05.667
6 -	42.378	105.3	21.746	106.1	16.492	114.1	1:20.616	86.63	0.739	10:29:26.283
7 -	54.320	53.8	33.270	61.3	23.073	66.5	1:50.663	63.11	30.786	10:31:16.946
8 -	1:08.879	93.4	25.475	76.0	18.677	97.4	1:53.031	61.78	33.154	10:33:09.977
9 -	49.738	90.9	24.572	77.9	18.660	103.8	1:32.970	75.12	13.093	10:34:42.947
10 -	50.598	59.3	46.672	82.0	16.766	114.7	1:54.036	61.24	34.159	10:36:36.983
11 -	42.066	105.1	21.766	107.3	16.503	115.5	1:20.335	86.93	0.458	10:37:57.318

Rockingham International Super Sport

Circuit Length = 1.9400 miles

Start: 10:21 Flag 10:41 End: 10:42

Weather / Track : Bright / Dry

2014 Dunlop MSA Formula Ford Championship of Great Britain

ROUND 23 - SECTOR ANALYSIS

SECTOR 1 = FL to I1, SECTOR 2 = I1 to I2, SECTOR 3 = I2 to FL, DIFF = Difference To Personal Best Lap

12 -	42.417	106.0	22.077	107.5	16.558	114.7	1:21.052	86.16	1.175	10:39:18.370
13 -	42.051	106.5	21.694	106.3	16.537	114.7	1:20.282 (3)	86.99	0.405	10:40:38.652
14 -	42.364	105.6	21.809	106.3	16.490	112.9	1:20.663	86.58	0.786	10:41:59.315

P8 23 S		Chris MEALIN		Mygale M12-SJ - Swindon - Falcon Motorsport							
IDEAL LAP TIME : 1:20.025		BEST LAP TIME : 1:20.184		DIFFERENCE : 0.159							
LAP	SECTOR 1		SECTOR 2		SECTOR 3		LAP TIME	MPH	DIFF	TIME OF DAY	
1 -		104.0	22.052	104.2	16.639	112.9	1:28.246	79.14	8.062	10:22:43.011	
2 -	42.734	103.5	22.036	104.3	16.414	113.3	1:21.184	86.02	1.000	10:24:04.195	
3 -	42.262	104.5	21.897	104.8	16.367	113.5	1:20.526	86.72	0.342	10:25:24.721	
4 -	41.966	105.6	21.778	104.6	16.440	112.7	1:20.184 (1)	87.09		10:26:44.905	
5 -	42.065	104.6	21.766	104.8	16.744	111.1	1:20.575	86.67	0.391	10:28:05.480	
6 -	43.661	103.7	21.765	104.5	16.496	113.1	1:21.922	85.25	1.738	10:29:27.402	
7 -	53.771	57.8	33.837	57.1	23.016	60.5	1:50.624	63.13	30.440	10:31:18.026	
8 -	1:08.522	100.9	25.363	71.0	19.111	84.2	1:52.996	61.80	32.812	10:33:11.022	
9 -	49.335	100.1	25.482	75.0	18.190	92.5	1:33.007	75.09	12.823	10:34:44.029	
10 -	50.438	49.2	46.587	82.4	16.764	113.7	1:53.789	61.37	33.605	10:36:37.818	
11 -	41.999	104.5	22.098	104.6	16.468	113.5	1:20.565	86.68	0.381	10:37:58.383	
12 -	42.593	106.0	22.184	106.6	16.654	113.7	1:21.431	85.76	1.247	10:39:19.814	
13 -	42.075	105.5	21.739	105.1	16.399	113.1	1:20.213 (2)	87.06	0.029	10:40:40.027	
14 -	42.099	104.8	21.921	105.3	16.320	113.3	1:20.340 (3)	86.93	0.156	10:42:00.367	

P9 26		Juan ROSSO		Mygale M13-SJ - Mountune - Radical Motorsport							
IDEAL LAP TIME : 1:20.330		BEST LAP TIME : 1:20.408		DIFFERENCE : 0.078							
LAP	SECTOR 1		SECTOR 2		SECTOR 3		LAP TIME	MPH	DIFF	TIME OF DAY	
1 -		103.8	22.316	103.0	16.746	113.5	1:28.970	78.49	8.562	10:22:43.735	
2 -	42.256	105.1	22.239	103.4	16.767	113.1	1:21.262	85.94	0.854	10:24:04.997	
3 -	42.703	105.5	22.087	105.3	17.885	113.5	1:22.675	84.47	2.267	10:25:27.672	
4 -	42.247	104.3	21.891	105.3	16.902	112.9	1:21.040	86.17	0.632	10:26:48.712	
5 -	42.315	105.8	21.872	105.0	16.502	112.9	1:20.689	86.55	0.281	10:28:09.401	
6 -	42.383	105.3	21.930	104.0	16.453	112.9	1:20.766	86.47	0.358	10:29:30.167	
7 -	53.030	54.3	34.037	51.6	22.666	60.8	1:49.733	63.64	29.325	10:31:19.900	
8 -	1:08.645	100.4	25.041	69.9	18.453	94.9	1:52.139	62.27	31.731	10:33:12.039	
9 -	50.096	98.6	24.646	80.9	18.317	102.6	1:33.059	75.04	12.651	10:34:45.098	
10 -	50.873	50.6	46.356	84.0	16.872	114.5	1:54.101	61.20	33.693	10:36:39.199	
11 -	42.164	105.8	21.839	105.6	16.405	113.9	1:20.408 (1)	86.85		10:37:59.607	
12 -	42.204	106.0	21.947	104.3	16.589	113.5	1:20.740	86.49	0.332	10:39:20.347	
13 -	42.254	105.8	21.913	105.1	16.482	113.3	1:20.649 (3)	86.59	0.241	10:40:40.996	
14 -	42.152	105.6	21.773	105.6	16.519	113.7	1:20.444 (2)	86.81	0.036	10:42:01.440	

P10 88		Greg HOLLOWAY		Sinter LA12 - Scholar - SWB Motorsport							
IDEAL LAP TIME : 1:21.346		BEST LAP TIME : 1:21.583		DIFFERENCE : 0.237							
LAP	SECTOR 1		SECTOR 2		SECTOR 3		LAP TIME	MPH	DIFF	TIME OF DAY	
1 -		98.6	22.597	102.9	17.106	110.7	1:32.646	75.38	11.063	10:22:47.411	
2 -	44.191	100.0	22.594	103.4	17.936	111.1	1:24.721	82.43	3.138	10:24:12.132	
3 -	43.350	101.6	22.567	102.9	16.844	111.6	1:22.761	84.38	1.178	10:25:34.893	
4 -	43.565	99.4	22.258	103.5	16.860	111.4	1:22.683	84.46	1.100	10:26:57.576	
5 -	43.307	101.8	22.050	103.2	16.722	112.7	1:22.079	85.08	0.496	10:28:19.655	
6 -	43.101	102.4	22.198	102.2	17.421	108.4	1:22.720	84.42	1.137	10:29:42.375	
7 -	51.226	72.4	26.673	69.5	21.227	65.7	1:39.126	70.45	17.543	10:31:21.501	
8 -	1:09.124	95.3	23.756	78.1	18.529	106.3	1:51.409	62.68	29.826	10:33:12.910	
9 -	50.958	94.3	24.129	79.1	18.205	93.8	1:33.292	74.86	11.709	10:34:46.202	
10 -	51.075	42.6	46.411	77.9	17.455	110.5	1:54.941	60.76	33.358	10:36:41.143	
11 -	43.390	101.5	22.051	103.7	16.773	111.6	1:22.214	84.94	0.631	10:38:03.357	
12 -	42.802	102.7	22.140	103.8	16.698	112.0	1:21.640 (2)	85.54	0.057	10:39:24.997	
13 -	42.650	103.0	22.205	104.6	17.063	112.2	1:21.918 (3)	85.25	0.335	10:40:46.915	
14 -	42.598	103.0	22.147	103.2	16.838	112.4	1:21.583 (1)	85.60		10:42:08.498	

Weather / Track : Bright / Dry

Rockingham International Super Spo
Circuit Length = 1.9400 miles
Start: 10:21 Flag 10:41 End: 10:42

2014 Dunlop MSA Formula Ford Championship of Great Britain

ROUND 23 - SECTOR ANALYSIS

SECTOR 1 = FL to I1, SECTOR 2 = I1 to I2, SECTOR 3 = I2 to FL, DIFF = Difference To Personal Best Lap

P11		94 S		Michael O'BRIEN		Mygale M12-SJ - Scholar - MBM Motorsport				
IDEAL LAP TIME : 1:19.542		BEST LAP TIME : 1:19.610		DIFFERENCE : 0.068						
LAP	SECTOR 1	SECTOR 2	SECTOR 3	LAP TIME	MPH	DIFF	TIME OF DAY			
1 -	105.3	22.142	107.0	17.210	115.7	1:29.886	77.69	10.276	10:22:44.651	
2 -	42.204	104.6	21.762	106.8	16.994	115.7	1:20.960 (3)	86.26	1.350	10:24:05.611
3 -	42.412	106.1	21.935	106.8	16.969	115.3	1:21.316	85.88	1.706	10:25:26.927
4 -	42.034	106.1	21.488	106.5	16.377	115.1	1:19.899 (2)	87.41	0.289	10:26:46.826
5 -	41.677	107.8	21.505	106.6	16.428	115.9	1:19.610 (1)	87.72		10:28:06.436

P12		2		Jayde KRUGER		Mygale M12 SJ - Mountune - JTR				
IDEAL LAP TIME : 1:19.621		BEST LAP TIME : 1:30.150		DIFFERENCE : 10.529						
LAP	SECTOR 1	SECTOR 2	SECTOR 3	LAP TIME	MPH	DIFF	TIME OF DAY			
1 -	OUTLAP	105.0	21.614	107.3	16.415	116.3	1:26.560	80.68		10:22:41.325
2 -	41.592	88.8	31.339	104.6	17.219	114.5	1:30.150 (1)	77.47		10:24:11.475

2014 Dunlop MSA Formula Ford Championship of Great Britain

ROUND 23 - BEST SPEEDS

POS	SECTOR 1			SECTOR 2			FINISH LINE		
	NO	NAME	MPH	NO	NAME	MPH	NO	NAME	MPH
1	18	Max MARSHALL	108.4	18	Max MARSHALL	108.4	20	Clay MITCHELL	117.1
2	94	Michael O'BRIEN	107.8	25	Louise RICHARDSON	108.2	25	Louise RICHARDSON	116.9
3	25	Louise RICHARDSON	107.7	20	Clay MITCHELL	108.0	16	Ashley SUTTON	116.5
4	6	Harrison SCOTT	107.3	16	Ashley SUTTON	107.7	18	Max MARSHALL	116.5
5	11	Ricky COLLARD	107.3	74	James ABBOTT	107.5	2	Jayde KRUGER	116.3
6	16	Ashley SUTTON	107.3	2	Jayde KRUGER	107.3	94	Michael O'BRIEN	115.9
7	20	Clay MITCHELL	107.2	11	Ricky COLLARD	107.0	74	James ABBOTT	115.5
8	74	James ABBOTT	106.5	94	Michael O'BRIEN	107.0	11	Ricky COLLARD	115.3
9	23	Chris MEALIN	106.0	23	Chris MEALIN	106.6	6	Harrison SCOTT	115.1
10	26	Juan ROSSO	106.0	6	Harrison SCOTT	106.1	26	Juan ROSSO	114.5
11	2	Jayde KRUGER	105.0	26	Juan ROSSO	105.6	23	Chris MEALIN	113.7
12	88	Greg HOLLOWAY	103.0	88	Greg HOLLOWAY	104.6	88	Greg HOLLOWAY	112.7

Weather / Track : Bright / Dry

Results can be found at www.tsl-timing.com

Rockingham International Super Spor
Circuit Length = 1.9400 miles
Start: 10:21 Flag 10:41 End: 10:42

Printed - 10:42 Sunday, 07 September 2014

2014 Dunlop MSA Formula Ford Championship of Great Britain

ROUND 23 - BEST SECTORS

SECTOR 1			SECTOR 2			SECTOR 3			IDEAL / BEST COMPARISON						
POS	NO	NAME	TIME	NO	NAME	TIME	NO	NAME	TIME	POS	NO	NAME	IDEAL	BEST	DIFF
1	18	MARSHALL	41.221	18	MARSHALL	21.152	18	MARSHALL	16.052				PERFECT LAP	1:18.425	
2	20	MITCHELL	41.364	16	SUTTON	21.192	11	COLLARD	16.063	1	18	MARSHALL	1:18.425	1:18.470	0.045
3	16	SUTTON	41.400	11	COLLARD	21.255	6	SCOTT	16.074	2	16	SUTTON	1:18.728	1:18.945	0.217
4	6	SCOTT	41.495	25	RICHARDSON	21.274	16	SUTTON	16.136	3	11	COLLARD	1:18.839	1:18.899	0.060
5	11	COLLARD	41.521	20	MITCHELL	21.455	20	MITCHELL	16.231	4	20	MITCHELL	1:19.050	1:19.136	0.086
6	2	KRUGER	41.592	94	O'BRIEN	21.488	25	RICHARDSON	16.236	5	6	SCOTT	1:19.109	1:19.142	0.033
7	25	RICHARDSON	41.657	6	SCOTT	21.540	23	MEALIN	16.320	6	25	RICHARDSON	1:19.167	1:19.569	0.402
8	94	O'BRIEN	41.677	74	ABBOTT	21.601	94	O'BRIEN	16.377	7	94	O'BRIEN	1:19.542	1:19.610	0.068
9	74	ABBOTT	41.768	2	KRUGER	21.614	74	ABBOTT	16.404	8	2	KRUGER	1:19.621	1:30.150	10.529
10	23	MEALIN	41.966	23	MEALIN	21.739	26	ROSSO	16.405	9	74	ABBOTT	1:19.773	1:19.877	0.104
11	26	ROSSO	42.152	26	ROSSO	21.773	2	KRUGER	16.415	10	23	MEALIN	1:20.025	1:20.184	0.159
12	88	HOLLOWAY	42.598	88	HOLLOWAY	22.050	88	HOLLOWAY	16.698	11	26	ROSSO	1:20.330	1:20.408	0.078
										12	88	HOLLOWAY	1:21.346	1:21.583	0.237

Weather / Track : Bright / Dry

Results can be found at www.tsl-timing.com

Rockingham International Super Spor
 Circuit Length = 1.9400 miles
 Start: 10:21 Flag 10:41 End: 10:42

Printed - 10:42 Sunday, 07 September 2014

2014 Dunlop MSA Formula Ford Championship of Great Britain

ROUND 23 - LAP CHART

LAP 1 @ 10:22:39.225			LAP 2 @ 10:23:58.445			LAP 3 @ 10:25:18.594			LAP 4 @ 10:26:37.493			LAP 5 @ 10:27:56.544		
NO	BEHIND	LAP TIME	NO	BEHIND	LAP TIME	NO	BEHIND	LAP TIME	NO	BEHIND	LAP TIME	NO	BEHIND	LAP TIME
11		1:24.460	11		1:19.220	11		1:20.149	11		1:18.899	11		1:19.051
18	0.556	1:25.016	18	0.321	1:18.985	18	0.346	1:20.174	18	0.406	1:18.959	18	0.436	1:19.081
16	1.241	1:25.701	16	0.989	1:18.968	16	0.730	1:19.890	16	0.931	1:19.100	16	0.845	1:18.965
6	1.638	1:26.098	6	1.698	1:19.280	6	1.051	1:19.502	6	1.637	1:19.485	6	1.889	1:19.303
2	2.100	1:26.560	25	3.764	1:20.010	25	3.856	1:20.241	25	4.948	1:19.991	25	5.466	1:19.569
25	2.974	1:27.434	23	5.750	1:21.184	23	6.127	1:20.526	23	7.412	1:20.184	23	8.936	1:20.575
23	3.786	1:28.246	26	6.552	1:21.262	74	7.045	1:20.385	74	8.023	1:19.877	74	9.123	1:20.151
26	4.510	1:28.970	74	6.809	1:21.034	94	8.333	1:21.316	94	9.333	1:19.899	94	9.892	1:19.610
74	4.995	1:29.455	94	7.166	1:20.960	20	8.563	1:21.198	20	10.590	1:20.926	20	11.860	1:20.321
94	5.426	1:29.886	20	7.514	1:20.991	26	9.078	1:22.675	26	11.219	1:21.040	26	12.857	1:20.689
20	5.743	1:30.203	2	13.030	1:30.150	88	16.299	1:22.761	88	20.083	1:22.683	88	23.111	1:22.079
88	8.186	1:32.646	88	13.687	1:24.721									

Weather / Track : Bright / Dry

Results can be found at www.tsl-timing.com

Page 1 of 3

Rockingham International Super Spor

Circuit Length = 1.9400 miles

Start: 10:21 Flag 10:41 End: 10:42

Printed - 10:43 Sunday, 07 September 2014

2014 Dunlop MSA Formula Ford Championship of Great Britain

ROUND 23 - LAP CHART

LAP 6 @ 10:29:15.527			LAP 7 @ 10:30:39.974			LAP 8 @ 10:32:06.657			LAP 9 @ 10:34:01.584			LAP 10 @ 10:36:34.366		
NO	BEHIND	LAP TIME	NO	BEHIND	LAP TIME	NO	BEHIND	LAP TIME	NO	BEHIND	LAP TIME	NO	BEHIND	LAP TIME
18		1:18.547	18		1:24.447	18		1:26.683	18		1:54.927	18		2:32.782
11	0.939	1:19.922	11	6.410	1:29.918	11	6.492	1:26.765	11	1.077	1:49.512	11	1.172	2:32.877
16	1.401	1:19.539	16	7.894	1:30.940	16	18.083	1:36.872	16	1.827	1:38.671	16	1.279	2:32.234
6	2.449	1:19.543	6	8.711	1:30.709	6	18.507	1:36.479	6	2.873	1:39.293	6	1.587	2:31.496
25	6.689	1:20.206	25	35.773	1:53.531	25	59.857	1:50.767	25	33.250	1:28.320	25	1.934	2:01.466
74	10.756	1:20.616	74	36.972	1:50.663	74	1:03.320	1:53.031	74	41.363	1:32.970	74	2.617	1:54.036
23	11.875	1:21.922	23	38.052	1:50.624	23	1:04.365	1:52.996	23	42.445	1:33.007	23	3.452	1:53.789
20	13.105	1:20.228	20	39.254	1:50.596	20	1:05.142	1:52.571	20	43.056	1:32.841	20	4.460	1:54.186
26	14.640	1:20.766	26	39.926	1:49.733	26	1:05.382	1:52.139	26	43.514	1:33.059	26	4.833	1:54.101
88	26.848	1:22.720	88	41.527	1:39.126	88	1:06.253	1:51.409	88	44.618	1:33.292	88	6.777	1:54.941

Weather / Track : Bright / Dry

Results can be found at www.tsl-timing.com

Page 2 of 3

Rockingham International Super Spor

Circuit Length = 1.9400 miles

Start: 10:21 Flag 10:41 End: 10:42

Printed - 10:43 Sunday, 07 September 2014

2014 Dunlop MSA Formula Ford Championship of Great Britain

ROUND 23 - LAP CHART

LAP 11 @ 10:37:53.642			LAP 12 @ 10:39:12.112			LAP 13 @ 10:40:30.739			LAP 14 @ 10:41:49.659		
NO	BEHIND	LAP TIME	NO	BEHIND	LAP TIME	NO	BEHIND	LAP TIME	NO	BEHIND	LAP TIME
18		1:19.276	18		1:18.470	18		1:18.627	18		1:18.920
16	1.818	1:19.815	16	2.293	1:18.945	16	2.626	1:18.960	16	3.346	1:19.640
6	2.315	1:20.004	6	2.987	1:19.142	6	3.691	1:19.331	6	4.151	1:19.380
11	2.860	1:20.964	11	3.800	1:19.410	11	4.587	1:19.414	11	5.418	1:19.751
25	3.227	1:20.569	25	4.725	1:19.968	25	5.689	1:19.591	25	6.695	1:19.926
74	3.676	1:20.335	74	6.258	1:21.052	74	7.913	1:20.282	20	8.292	1:19.136
23	4.741	1:20.565	20	7.218	1:20.730	20	8.076	1:19.485	74	9.656	1:20.663
20	4.958	1:19.774	23	7.702	1:21.431	23	9.288	1:20.213	23	10.708	1:20.340
26	5.965	1:20.408	26	8.235	1:20.740	26	10.257	1:20.649	26	11.781	1:20.444
88	9.715	1:22.214	88	12.885	1:21.640	88	16.176	1:21.918	88	18.839	1:21.583

Weather / Track : Bright / Dry

Results can be found at www.tsl-timing.com

Page 3 of 3

Rockingham International Super Spor
Circuit Length = 1.9400 miles
Start: 10:21 Flag 10:41 End: 10:42

Printed - 10:43 Sunday, 07 September 2014

2014 Dunlop MSA Formula Ford Championship of Great Britain

ROUND 23 - POSITION CHART

No	Name	Lap														
		Pos	1	2	3	4	5	6	7	8	9	10	11	12	13	14
11	COLLARD	1	11	11	11	11	11	18	18	18	18	18	18	18	18	18
18	MARSHALL	2	18	18	18	18	18	11	11	11	11	11	16	16	16	16
6	SCOTT	3	16	16	16	16	16	16	16	16	16	16	6	6	6	6
16	SUTTON	4	6	6	6	6	6	6	6	6	6	6	11	11	11	11
2	KRUGER	5	2	25	25	25	25	25	25	25	25	25	25	25	25	25
25	RICHARDSON	6	25	23	23	23	23	74	74	74	74	74	74	74	74	20
74	ABBOTT	7	23	26	74	74	74	23	23	23	23	23	23	20	20	74
23	MEALIN	8	26	74	94	94	94	20	20	20	20	20	20	23	23	23
88	HOLLOWAY	9	74	94	20	20	20	26	26	26	26	26	26	26	26	26
26	ROSSO	10	94	20	26	26	26	88	88	88	88	88	88	88	88	88
94	O'BRIEN	11	20	2	88	88	88									
20	MITCHELL	12	88	88												

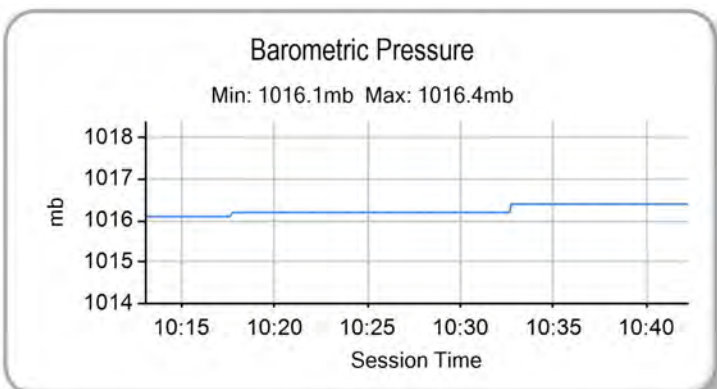
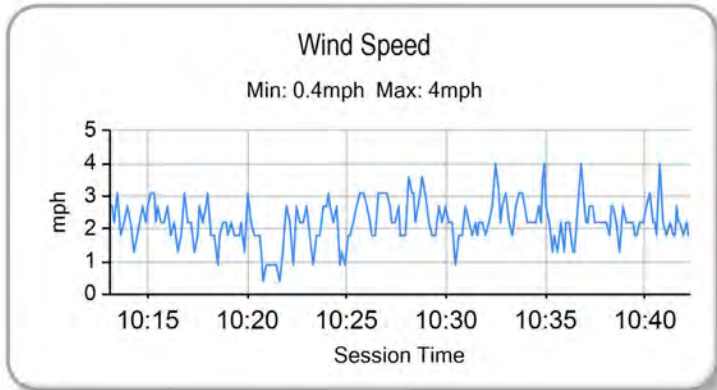
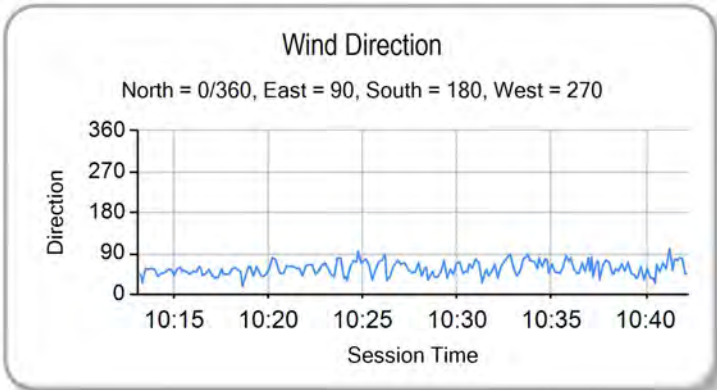
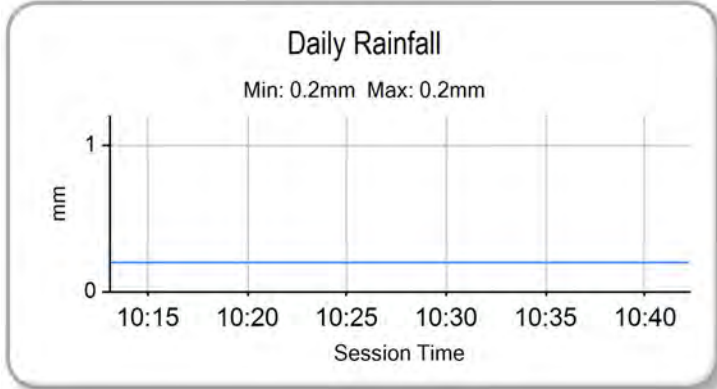
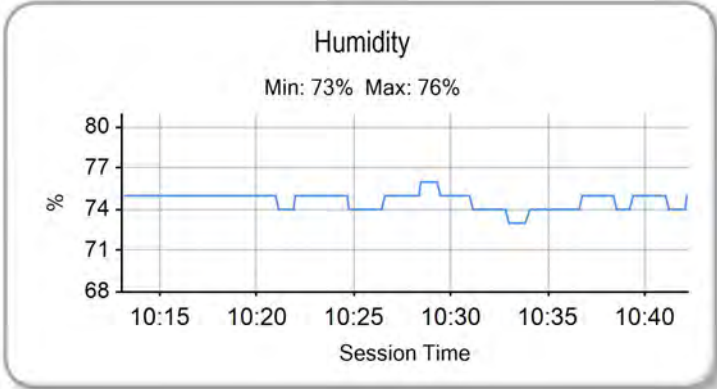
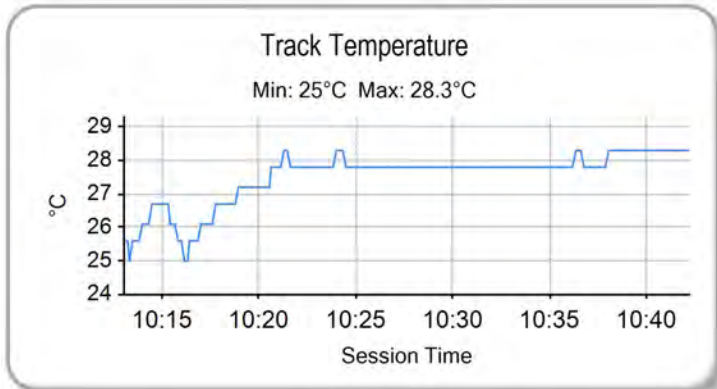
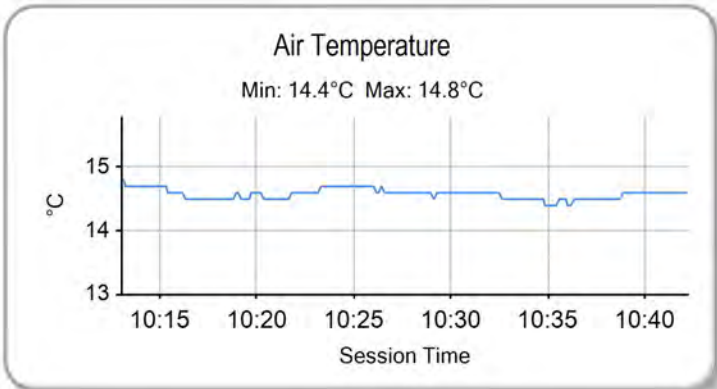
Weather / Track : Bright / Dry

Results can be found at www.tsl-timing.com

Rockingham International Super Spor
 Circuit Length = 1.9400 miles
 Start: 10:21 Flag 10:41 End: 10:42

Printed - 10:43 Sunday, 07 September 2014

2014 Dunlop MSA Formula Ford Championship of Great Britain
ROUND 23 - WEATHER CONDITIONS



Weather / Track : Bright / Dry

Results can be found at www.tsl-timing.com

Rockingham International Super Spor
 Circuit Length = 1.9400 miles
 Start: 10:21 Flag 10:41 End: 10:42

Printed - 10:44 Sunday, 07 September 2014



2014 Dunlop MSA Formula Ford Championship of Great Britain

ROUND 24 - CLASSIFICATION

POS	NO	CL	PIC NAME	NAT	ENTRY	LAPS	TIME	GAP	DIFF	MPH	BEST	ON
1	2		1 Jayde KRUGER	RSA	Mygale M12 SJ - Mountune - JTR	16	21:13.906			87.71	1:18.752	3
2	18		2 Max MARSHALL	GBR	Mygale M12 SJ - Mountune - JTR	16	21:15.585	1.679	1.679	87.60	1:18.859	3
3	6		3 Harrison SCOTT	GBR	Mygale M13 SJ - Swindon - Falcon Motorsport	16	21:20.830	6.924	5.245	87.24	1:19.233	5
4	25	S	1 Louise RICHARDSON	GBR	Mygale M12-SJ - Mountune - Richardson Racing	16	21:25.433	11.527	4.603	86.93	1:19.485	9
5	94	S	2 Michael O'BRIEN	GBR	Mygale M12-SJ - Scholar - MBM Motorsport	16	21:27.273	13.367	1.840	86.80	1:19.599	4
6	20	S	3 Clay MITCHELL	GBR	Mygale M12-SJ - Mountune - JTR	16	21:35.342	21.436	8.069	86.26	1:19.825	6
7	26		4 Juan ROSSO	ARG	Mygale M13-SJ - Mountune - Radical Motorsport	16	21:39.406	25.500	4.064	85.99	1:20.077	4
8	74		5 James ABBOTT	GBR	Mygale M13-SJ - Mountune - Radical Motorsport	16	21:40.695	26.789	1.289	85.91	1:20.425	10
9	23	S	4 Chris MEALIN	GBR	Mygale M12-SJ - Swindon - Falcon Motorsport	16	21:57.087	43.181	16.392	84.84	1:20.566	3
10	88		6 Greg HOLLOWAY	AUS	Sinter LA12 - Scholar - SWB Motorsport	16	22:10.985	57.079	13.898	83.95	1:22.173	7

NOT CLASSIFIED

DNF	11	S	Ricky COLLARD	GBR	Mygale M12-SJ - Swindon - Falcon Motorsport	13	17:26.068	3 Laps	3 Laps	86.79	1:19.475	2
-----	----	---	---------------	-----	---	----	-----------	--------	--------	-------	----------	---

FASTEST LAP

2			Jayde KRUGER	RSA	Mygale M12 SJ - Mountune - JTR	3	1:18.752			88.68 mph	142.72 kph	
11	S		Ricky COLLARD	GBR	Mygale M12-SJ - Swindon - Falcon Motorsport	2	1:19.475			87.87 mph	141.42 kph	

Weather / Track : Bright / Dry

These results are provisional until the conclusion of any judicial and technical matters.

Rockingham International Super Sport

Circuit Length = 1.9400 miles

Start: 16:02 Flag 16:24 End: 16:25

Clerk Of Course :

Timekeeper :

Results can be found at www.tsl-timing.com

Printed - 16:26 Sunday, 07 September 2014

2014 Dunlop MSA Formula Ford Championship of Great Britain

ROUND 24 - SECTOR ANALYSIS

SECTOR 1 = FL to I1, SECTOR 2 = I1 to I2, SECTOR 3 = I2 to FL, DIFF = Difference To Personal Best Lap

P1		2		Jayde KRUGER		Mygale M12 SJ - Mountune - JTR				
IDEAL LAP TIME : 1:18.600		BEST LAP TIME : 1:18.752		DIFFERENCE : 0.152						
LAP	SECTOR 1	SECTOR 2	SECTOR 3	LAP TIME	MPH	DIFF	TIME OF DAY			
1 -		106.1	21.382	106.5	16.030	115.7	1:23.547	83.59	4.795	16:04:21.527
2 -	41.529	106.0	21.558	106.5	16.137	115.7	1:19.224	88.15	0.472	16:05:40.751
3 -	41.203	107.5	21.367	106.1	16.182	115.7	1:18.752 (1)	88.68		16:06:59.503
4 -	41.325	107.7	21.508	106.0	16.117	115.5	1:18.950 (3)	88.46	0.198	16:08:18.453
5 -	41.530	106.0	21.507	106.1	16.100	115.5	1:19.137	88.25	0.385	16:09:37.590
6 -	41.313	106.1	21.499	106.3	16.123	115.5	1:18.935 (2)	88.47	0.183	16:10:56.525
7 -	41.429	107.2	21.630	106.0	16.168	115.5	1:19.227	88.15	0.475	16:12:15.752
8 -	41.778	105.3	21.556	106.0	16.167	115.3	1:19.501	87.84	0.749	16:13:35.253
9 -	41.664	106.8	21.480	106.5	16.089	115.5	1:19.233	88.14	0.481	16:14:54.486
10 -	41.607	107.0	21.442	104.3	16.240	106.3	1:19.289	88.08	0.537	16:16:13.775
11 -	42.067	106.1	21.443	106.5	16.164	113.3	1:19.674	87.65	0.922	16:17:33.449
12 -	43.270	106.5	21.499	106.5	16.078	115.5	1:20.847	86.38	2.095	16:18:54.296
13 -	41.425	106.6	21.545	106.8	16.132	115.5	1:19.102	88.29	0.350	16:20:13.398
14 -	41.766	106.5	21.615	106.3	16.263	115.3	1:19.644	87.69	0.892	16:21:33.042
15 -	41.577	106.6	21.578	106.5	16.142	115.7	1:19.297	88.07	0.545	16:22:52.339
16 -	41.808	105.8	21.490	107.0	16.249	115.5	1:19.547	87.79	0.795	16:24:11.886

P2		18		Max MARSHALL		Mygale M12 SJ - Mountune - JTR				
IDEAL LAP TIME : 1:18.782		BEST LAP TIME : 1:18.859		DIFFERENCE : 0.077						
LAP	SECTOR 1	SECTOR 2	SECTOR 3	LAP TIME	MPH	DIFF	TIME OF DAY			
1 -		107.5	21.481	106.8	16.165	115.5	1:24.319	82.82	5.460	16:04:22.299
2 -	41.692	108.0	21.447	106.5	16.123	115.7	1:19.262	88.11	0.403	16:05:41.561
3 -	41.397	108.0	21.364	107.0	16.098	115.9	1:18.859 (1)	88.56		16:07:00.420
4 -	41.470	107.8	21.531	107.2	16.125	115.5	1:19.126 (2)	88.26	0.267	16:08:19.546
5 -	41.648	107.3	21.545	107.0	16.183	115.7	1:19.376	87.98	0.517	16:09:38.922
6 -	41.732	107.8	21.441	107.3	16.021	115.7	1:19.194	88.18	0.335	16:10:58.116
7 -	41.456	108.0	21.704	107.0	16.336	115.1	1:19.496	87.85	0.637	16:12:17.612
8 -	41.555	108.7	21.478	107.5	16.221	115.3	1:19.254	88.12	0.395	16:13:36.866
9 -	41.734	107.3	21.575	107.3	16.199	115.3	1:19.508	87.84	0.649	16:14:56.374
10 -	41.608	108.0	21.553	107.3	16.081	115.7	1:19.242	88.13	0.383	16:16:15.616
11 -	41.551	107.2	21.426	107.7	16.174	115.3	1:19.151 (3)	88.23	0.292	16:17:34.767
12 -	42.362	106.0	21.598	107.5	16.156	115.5	1:20.116	87.17	1.257	16:18:54.883
13 -	41.666	107.5	21.612	107.3	16.212	115.3	1:19.490	87.86	0.631	16:20:14.373
14 -	41.714	107.3	21.526	107.8	16.172	115.9	1:19.412	87.94	0.553	16:21:33.785
15 -	42.142	107.7	21.695	107.7	16.308	115.3	1:20.145	87.14	1.286	16:22:53.930
16 -	41.738	107.3	21.666	107.3	16.231	113.7	1:19.635	87.70	0.776	16:24:13.565

P3		6		Harrison SCOTT		Mygale M13 SJ - Swindon - Falcon Motorsport				
IDEAL LAP TIME : 1:19.171		BEST LAP TIME : 1:19.233		DIFFERENCE : 0.062						
LAP	SECTOR 1	SECTOR 2	SECTOR 3	LAP TIME	MPH	DIFF	TIME OF DAY			
1 -		106.8	21.663	105.0	16.225	113.3	1:25.090	82.07	5.857	16:04:23.070
2 -	41.745	107.0	21.594	104.8	16.138	113.3	1:19.477	87.87	0.244	16:05:42.547
3 -	41.528	107.0	21.607	105.1	16.162	113.5	1:19.297 (3)	88.07	0.064	16:07:01.844
4 -	41.608	106.8	21.505	105.3	16.159	113.7	1:19.272 (2)	88.10	0.039	16:08:21.116
5 -	41.529	106.3	21.565	104.6	16.139	113.7	1:19.233 (1)	88.14		16:09:40.349
6 -	41.584	106.6	21.629	105.0	16.364	113.1	1:19.577	87.76	0.344	16:10:59.926
7 -	41.680	106.6	21.746	105.0	16.207	112.9	1:19.633	87.70	0.400	16:12:19.559
8 -	41.641	106.3	21.797	104.5	16.195	112.9	1:19.633	87.70	0.400	16:13:39.192
9 -	41.725	106.0	21.680	104.8	16.246	113.1	1:19.651	87.68	0.418	16:14:58.843
10 -	41.843	106.6	21.783	104.2	16.315	113.5	1:19.941	87.36	0.708	16:16:18.784
11 -	41.659	106.3	21.760	105.0	16.330	113.1	1:19.749	87.57	0.516	16:17:38.533
12 -	41.916	106.5	21.819	105.1	16.213	113.1	1:19.948	87.35	0.715	16:18:58.481
13 -	41.578	106.6	21.804	105.1	16.329	113.7	1:19.711	87.61	0.478	16:20:18.192
14 -	41.718	106.3	21.918	105.0	16.243	113.5	1:19.879	87.43	0.646	16:21:38.071
15 -	42.060	105.1	21.978	105.3	16.338	113.3	1:20.376	86.89	1.143	16:22:58.447
16 -	42.126	105.6	21.867	105.6	16.370	113.3	1:20.363	86.90	1.130	16:24:18.810

Weather / Track : Bright / Dry

Rockingham International Super Sport
Circuit Length = 1.9400 miles
Start: 16:02 Flag 16:24 End: 16:25

2014 Dunlop MSA Formula Ford Championship of Great Britain

ROUND 24 - SECTOR ANALYSIS

SECTOR 1 = FL to I1, SECTOR 2 = I1 to I2, SECTOR 3 = I2 to FL, DIFF = Difference To Personal Best Lap

P4		25 S		Louise RICHARDSON			Mygale M12-SJ - Mountune - Richardson Racing				
IDEAL LAP TIME : 1:19.337		BEST LAP TIME : 1:19.485			DIFFERENCE : 0.148						
LAP	SECTOR 1	SECTOR 2		SECTOR 3		LAP TIME	MPH	DIFF	TIME OF DAY		
1 -		106.5	21.609	107.3	16.397	116.1	1:26.203	81.01	6.718	16:04:24.183	
2 -	41.696	106.6	21.497	107.3	16.305	115.7	1:19.498 (2)	87.85	0.013	16:05:43.681	
3 -	41.772	106.3	21.910	107.2	16.303	116.3	1:19.985	87.31	0.500	16:07:03.666	
4 -	41.965	106.5	21.657	107.0	16.237	115.9	1:19.859	87.45	0.374	16:08:23.525	
5 -	41.733	106.0	21.633	106.5	16.666	115.5	1:20.032	87.26	0.547	16:09:43.557	
6 -	41.645	107.2	21.881	106.0	16.263	115.9	1:19.789	87.53	0.304	16:11:03.346	
7 -	41.723	106.6	21.683	106.3	16.337	116.1	1:19.743	87.58	0.258	16:12:23.089	
8 -	41.893	107.0	22.061	106.5	16.287	115.9	1:20.241	87.03	0.756	16:13:43.330	
9 -	41.766	106.8	21.524	106.8	16.195	115.9	1:19.485 (1)	87.86		16:15:02.815	
10 -	41.836	106.6	21.502	107.3	16.314	115.7	1:19.652 (3)	87.68	0.167	16:16:22.467	
11 -	42.155	104.0	22.053	107.2	16.405	115.5	1:20.613	86.63	1.128	16:17:43.080	
12 -	41.933	106.8	21.568	107.5	16.261	115.5	1:19.762	87.56	0.277	16:19:02.842	
13 -	42.038	106.5	21.721	107.5	16.421	115.3	1:20.180	87.10	0.695	16:20:23.022	
14 -	41.936	105.3	21.643	107.0	16.407	115.7	1:19.986	87.31	0.501	16:21:43.008	
15 -	42.095	106.5	21.708	107.3	16.423	115.3	1:20.226	87.05	0.741	16:23:03.234	
16 -	41.972	105.6	21.715	107.7	16.492	114.5	1:20.179	87.10	0.694	16:24:23.413	

P5		94 S		Michael O'BRIEN			Mygale M12-SJ - Scholar - MBM Motorsport				
IDEAL LAP TIME : 1:19.506		BEST LAP TIME : 1:19.599			DIFFERENCE : 0.093						
LAP	SECTOR 1	SECTOR 2		SECTOR 3		LAP TIME	MPH	DIFF	TIME OF DAY		
1 -		102.6	22.142	105.5	16.802	114.5	1:27.700	79.63	8.101	16:04:25.680	
2 -	42.262	102.1	21.687	105.6	16.498	114.3	1:20.447	86.81	0.848	16:05:46.127	
3 -	41.846	107.3	21.632	105.8	16.339	114.5	1:19.817	87.50	0.218	16:07:05.944	
4 -	41.749	107.2	21.552	106.1	16.298	114.3	1:19.599 (1)	87.73		16:08:25.543	
5 -	41.730	107.0	21.687	106.0	16.255	114.9	1:19.672 (2)	87.65	0.073	16:09:45.215	
6 -	41.706	106.8	21.661	106.3	16.529	113.7	1:19.896	87.41	0.297	16:11:05.111	
7 -	41.803	107.5	21.577	106.0	16.489	114.5	1:19.869	87.44	0.270	16:12:24.980	
8 -	41.722	107.2	21.584	106.3	16.395	114.7	1:19.701 (3)	87.62	0.102	16:13:44.681	
9 -	41.854	106.8	21.545	106.3	16.407	114.9	1:19.806	87.51	0.207	16:15:04.487	
10 -	41.874	105.5	21.630	106.1	16.481	114.1	1:19.985	87.31	0.386	16:16:24.472	
11 -	41.874	107.5	21.609	106.5	16.475	114.7	1:19.958	87.34	0.359	16:17:44.430	
12 -	41.962	106.0	21.754	105.6	16.483	114.7	1:20.199	87.08	0.600	16:19:04.629	
13 -	41.825	105.6	21.851	106.8	16.792	114.7	1:20.468	86.79	0.869	16:20:25.097	
14 -	41.797	107.3	21.628	106.6	16.288	114.7	1:19.713	87.61	0.114	16:21:44.810	
15 -	41.914	106.8	21.625	107.2	16.548	114.7	1:20.087	87.20	0.488	16:23:04.897	
16 -	41.946	100.6	21.824	106.5	16.586	114.3	1:20.356	86.91	0.757	16:24:25.253	

P6		20 S		Clay MITCHELL			Mygale M12-SJ - Mountune - JTR				
IDEAL LAP TIME : 1:19.693		BEST LAP TIME : 1:19.825			DIFFERENCE : 0.132						
LAP	SECTOR 1	SECTOR 2		SECTOR 3		LAP TIME	MPH	DIFF	TIME OF DAY		
1 -		105.0	22.090	107.2	17.116	116.9	1:29.084	78.39	9.259	16:04:27.064	
2 -	41.978	106.0	21.815	106.8	16.553	115.9	1:20.346	86.92	0.521	16:05:47.410	
3 -	42.128	106.5	21.751	106.8	16.590	115.7	1:20.469	86.79	0.644	16:07:07.879	
4 -	41.892	106.0	21.716	107.0	16.570	115.7	1:20.178	87.10	0.353	16:08:28.057	
5 -	41.893	104.3	21.900	106.5	16.535	115.5	1:20.328	86.94	0.503	16:09:48.385	
6 -	41.796	106.8	21.624	106.8	16.405	116.3	1:19.825 (1)	87.49		16:11:08.210	
7 -	43.125	105.8	21.934	105.3	16.580	115.1	1:21.639	85.54	1.814	16:12:29.849	
8 -	41.820	101.6	21.741	106.5	16.539	115.3	1:20.100	87.19	0.275	16:13:49.949	
9 -	41.925	107.0	21.723	106.6	16.313	115.7	1:19.961 (2)	87.34	0.136	16:15:09.910	
10 -	41.834	106.0	21.777	106.8	16.474	115.3	1:20.085	87.20	0.260	16:16:29.995	
11 -	41.756	106.8	21.858	106.8	16.357	115.5	1:19.971 (3)	87.33	0.146	16:17:49.966	
12 -	41.853	105.8	22.064	106.6	16.395	115.5	1:20.312	86.96	0.487	16:19:10.278	
13 -	41.979	105.8	21.983	107.0	16.578	115.3	1:20.540	86.71	0.715	16:20:30.818	
14 -	42.309	102.6	22.221	106.8	16.469	114.9	1:20.999	86.22	1.174	16:21:51.817	
15 -	42.189	104.3	21.993	107.2	16.439	110.3	1:20.621	86.62	0.796	16:23:12.438	
16 -	42.403	104.2	22.045	106.6	16.436	114.7	1:20.884	86.34	1.059	16:24:33.322	

Weather / Track : Bright / Dry

Rockingham International Super Sport
Circuit Length = 1.9400 miles
Start: 16:02 Flag 16:24 End: 16:25

2014 Dunlop MSA Formula Ford Championship of Great Britain

ROUND 24 - SECTOR ANALYSIS

SECTOR 1 = FL to I1, SECTOR 2 = I1 to I2, SECTOR 3 = I2 to FL, DIFF = Difference To Personal Best Lap

P7 26		Juan ROSSO		Mygale M13-SJ - Mountune - Radical Motorsport									
IDEAL LAP TIME : 1:19.996		BEST LAP TIME : 1:20.077		DIFFERENCE : 0.081									
LAP	SECTOR 1	SECTOR 2	SECTOR 3	LAP TIME	MPH	DIFF	TIME OF DAY						
1 -		103.7	21.911	104.6	17.196	112.4	1:28.461	78.94	8.384	16:04:26.441			
2 -	42.199	105.0	21.586	105.0	16.610	113.1	1:20.395	86.87	0.318	16:05:46.836			
3 -	42.144	105.3	21.784	104.8	16.577	112.7	1:20.505	86.75	0.428	16:07:07.341			
4 -	41.926	105.3	21.590	104.5	16.561	112.2	1:20.077 (1)	87.21		16:08:27.418			
5 -	42.095	104.5	21.706	104.6	16.542	112.4	1:20.343 (3)	86.92	0.266	16:09:47.761			
6 -	41.973	103.7	21.702	104.6	16.575	113.1	1:20.250 (2)	87.02	0.173	16:11:08.011			
7 -	43.082	104.2	22.306	104.0	16.897	112.7	1:22.285	84.87	2.208	16:12:30.296			
8 -	42.367	104.6	21.705	104.8	16.484	112.0	1:20.556	86.69	0.479	16:13:50.852			
9 -	42.251	104.3	21.705	104.8	16.553	111.4	1:20.509	86.74	0.432	16:15:11.361			
10 -	42.546	104.2	21.767	104.6	16.533	112.5	1:20.846	86.38	0.769	16:16:32.207			
11 -	42.340	103.2	21.822	105.6	16.520	112.2	1:20.682	86.56	0.605	16:17:52.889			
12 -	42.163	104.5	21.908	104.6	16.577	112.0	1:20.648	86.59	0.571	16:19:13.537			
13 -	42.453	104.6	21.869	105.1	16.682	112.4	1:21.004	86.21	0.927	16:20:34.541			
14 -	42.420	103.2	21.953	105.1	16.670	112.4	1:21.043	86.17	0.966	16:21:55.584			
15 -	42.536	104.0	21.877	104.8	16.529	112.9	1:20.942	86.28	0.865	16:23:16.526			
16 -	42.429	103.7	21.817	105.1	16.614	112.0	1:20.860	86.37	0.783	16:24:37.386			

P8 74		James ABBOTT		Mygale M13-SJ - Mountune - Radical Motorsport									
IDEAL LAP TIME : 1:20.319		BEST LAP TIME : 1:20.425		DIFFERENCE : 0.106									
LAP	SECTOR 1	SECTOR 2	SECTOR 3	LAP TIME	MPH	DIFF	TIME OF DAY						
1 -		104.5	22.052	103.8	17.762	112.9	1:28.924	78.53	8.499	16:04:26.904			
2 -	42.602	105.1	21.863	105.3	16.657	113.5	1:21.122	86.09	0.697	16:05:48.026			
3 -	42.225	103.7	21.769	105.8	16.567	113.7	1:20.561 (3)	86.69	0.136	16:07:08.587			
4 -	42.115	104.5	21.851	105.6	16.532	113.3	1:20.498 (2)	86.75	0.073	16:08:29.085			
5 -	42.344	106.1	21.771	104.6	16.598	113.3	1:20.713	86.52	0.288	16:09:49.798			
6 -	42.197	105.3	21.857	105.0	16.598	113.9	1:20.652	86.59	0.227	16:11:10.450			
7 -	42.163	104.6	21.860	105.8	16.654	113.9	1:20.677	86.56	0.252	16:12:31.127			
8 -	42.226	105.6	21.876	105.8	16.542	113.9	1:20.644	86.60	0.219	16:13:51.771			
9 -	42.208	103.5	22.001	104.5	16.577	113.7	1:20.786	86.45	0.361	16:15:12.557			
10 -	42.021	105.3	21.826	105.8	16.578	114.3	1:20.425 (1)	86.83		16:16:32.982			
11 -	42.200	105.6	21.911	106.1	16.529	113.9	1:20.640	86.60	0.215	16:17:53.622			
12 -	42.177	105.3	21.894	106.0	16.729	113.9	1:20.800	86.43	0.375	16:19:14.422			
13 -	42.311	105.1	22.050	105.3	16.670	113.9	1:21.031	86.18	0.606	16:20:35.453			
14 -	42.241	103.4	22.047	105.5	16.664	113.5	1:20.952	86.27	0.527	16:21:56.405			
15 -	42.356	105.6	21.958	106.1	16.533	114.1	1:20.847	86.38	0.422	16:23:17.252			
16 -	42.337	104.6	22.046	105.8	17.040	113.5	1:21.423	85.77	0.998	16:24:38.675			

P9 23 S		Chris MEALIN		Mygale M12-SJ - Swindon - Falcon Motorsport									
IDEAL LAP TIME : 1:20.343		BEST LAP TIME : 1:20.566		DIFFERENCE : 0.223									
LAP	SECTOR 1	SECTOR 2	SECTOR 3	LAP TIME	MPH	DIFF	TIME OF DAY						
1 -		105.6	21.945	103.7	17.513	112.9	1:29.488	78.04	8.922	16:04:27.468			
2 -	42.419	104.8	22.206	104.0	16.639	112.5	1:21.264	85.94	0.698	16:05:48.732			
3 -	42.200	105.3	21.961	104.2	16.405	113.3	1:20.566 (1)	86.68		16:07:09.298			
4 -	42.027	105.6	22.158	103.8	16.476	112.4	1:20.661 (2)	86.58	0.095	16:08:29.959			
5 -	42.254	105.5	22.048	102.9	16.469	112.5	1:20.771 (3)	86.46	0.205	16:09:50.730			
6 -	42.247	105.6	21.911	103.5	16.857	111.8	1:21.015	86.20	0.449	16:11:11.745			
7 -	42.307	101.9	22.127	103.4	16.492	111.4	1:20.926	86.30	0.360	16:12:32.671			
8 -	42.238	105.0	22.185	103.2	16.480	112.0	1:20.903	86.32	0.337	16:13:53.574			
9 -	42.474	103.5	22.088	103.2	16.860	111.8	1:21.422	85.77	0.856	16:15:14.996			
10 -	42.448	104.3	22.030	103.7	16.961	112.0	1:21.439	85.75	0.873	16:16:36.435			
11 -				103.0	16.830	110.5	1:25.925	81.28	5.359	16:18:02.360			
12 -	43.179	102.2	22.357	100.0	16.777	107.8	1:22.313	84.84	1.747	16:19:24.673			
13 -	43.263	101.6	22.328	99.4	16.899	108.0	1:22.490	84.66	1.924	16:20:47.163			
14 -	43.555	102.4	22.464	99.8	16.739	107.8	1:22.758	84.39	2.192	16:22:09.921			
15 -	43.263	101.0	22.476	99.5	16.831	107.3	1:22.570	84.58	2.004	16:23:32.491			
16 -	43.399	101.2	22.256	99.8	16.921	100.3	1:22.576	84.57	2.010	16:24:55.067			

Weather / Track : Bright / Dry

Rockingham International Super Spo
Circuit Length = 1.9400 miles
Start: 16:02 Flag 16:24 End: 16:25

2014 Dunlop MSA Formula Ford Championship of Great Britain

ROUND 24 - SECTOR ANALYSIS

SECTOR 1 = FL to I1, SECTOR 2 = I1 to I2, SECTOR 3 = I2 to FL, DIFF = Difference To Personal Best Lap

P10 88		Greg HOLLOWAY		Sinter LA12 - Scholar - SWB Motorsport						
IDEAL LAP TIME : 1:21.989		BEST LAP TIME : 1:22.173		DIFFERENCE : 0.184						
LAP	SECTOR 1		SECTOR 2		SECTOR 3		LAP TIME	MPH	DIFF	TIME OF DAY
1 -		99.4	22.249	103.5	17.047	111.8	1:30.896	76.83	8.723	16:04:28.876
2 -	43.227	100.7	22.286	103.4	16.910	111.8	1:22.423	84.73	0.250	16:05:51.299
3 -	43.023	100.4	23.122	103.8	16.946	112.2	1:23.091	84.05	0.918	16:07:14.390
4 -	43.075	100.9	22.265	103.4	16.992	112.4	1:22.332	84.82	0.159	16:08:36.722
5 -	43.356	97.2	22.344	102.2	16.858	111.8	1:22.558	84.59	0.385	16:09:59.280
6 -	43.288	100.3	22.263	103.4	16.742	112.4	1:22.293 (3)	84.86	0.120	16:11:21.573
7 -	42.998	100.6	22.279	103.4	16.896	112.5	1:22.173 (1)	84.99		16:12:43.746
8 -	43.069	101.2	22.506	102.7	17.281	110.9	1:22.856	84.29	0.683	16:14:06.602
9 -	43.499	100.3	22.345	102.6	16.911	112.2	1:22.755	84.39	0.582	16:15:29.357
10 -	43.110	100.7	22.269	103.7	16.909	112.7	1:22.288 (2)	84.87	0.115	16:16:51.645
11 -	43.106	100.7	22.416	104.0	16.953	112.2	1:22.475	84.68	0.302	16:18:14.120
12 -	43.496	100.9	22.432	103.7	16.900	112.4	1:22.828	84.31	0.655	16:19:36.948
13 -	43.187	97.5	22.441	103.7	16.980	112.2	1:22.608	84.54	0.435	16:20:59.556
14 -	43.444	101.3	22.670	103.4	17.102	112.9	1:23.216	83.92	1.043	16:22:22.772
15 -	43.774	100.0	22.585	103.7	16.986	112.4	1:23.345	83.79	1.172	16:23:46.117
16 -	43.551	101.2	22.278	104.3	17.019	111.8	1:22.848	84.29	0.675	16:25:08.965

P11 11 S		Ricky COLLARD		Mygale M12-SJ - Swindon - Falcon Motorsport						
IDEAL LAP TIME : 1:19.330		BEST LAP TIME : 1:19.475		DIFFERENCE : 0.145						
LAP	SECTOR 1		SECTOR 2		SECTOR 3		LAP TIME	MPH	DIFF	TIME OF DAY
1 -		105.3	21.669	106.1	16.428	114.1	1:26.533	80.70	7.058	16:04:24.513
2 -	41.801	107.0	21.428	105.8	16.246	114.3	1:19.475 (1)	87.87		16:05:43.988
3 -	41.715	106.3	21.967	105.6	16.287	114.1	1:19.969	87.33	0.494	16:07:03.957
4 -	41.955	105.0	21.669	106.0	16.411	113.9	1:20.035	87.26	0.560	16:08:23.992
5 -	41.874	106.3	21.556	105.3	16.416	113.7	1:19.846	87.46	0.371	16:09:43.838
6 -	41.719	105.3	21.810	104.8	16.409	113.5	1:19.938	87.36	0.463	16:11:03.776
7 -	41.827	106.3	21.562	105.0	16.187	113.9	1:19.576 (2)	87.76	0.101	16:12:23.352
8 -	41.886	105.3	22.105	103.7	16.299	112.9	1:20.290	86.98	0.815	16:13:43.642
9 -	41.888	106.1	21.542	104.8	16.214	112.7	1:19.644	87.69	0.169	16:15:03.286
10 -	41.797	105.8	21.493	104.2	16.302	112.4	1:19.592 (3)	87.74	0.117	16:16:22.878
11 -	41.970	104.5	22.161	104.2	16.502	111.4	1:20.633	86.61	1.158	16:17:43.511
12 -	42.158	105.0	21.757	103.5	16.257	111.2	1:20.172	87.11	0.697	16:19:03.683
13 -	42.059	105.3	22.008	84.6	IN PIT		1:20.365 P	86.90	0.890	16:20:24.048

2014 Dunlop MSA Formula Ford Championship of Great Britain

ROUND 24 - BEST SPEEDS

POS	SECTOR 1			SECTOR 2			FINISH LINE		
	NO	NAME	MPH	NO	NAME	MPH	NO	NAME	MPH
1	18	Max MARSHALL	108.7	18	Max MARSHALL	107.8	20	Clay MITCHELL	116.9
2	2	Jayde KRUGER	107.7	25	Louise RICHARDSON	107.7	25	Louise RICHARDSON	116.3
3	94	Michael O'BRIEN	107.5	94	Michael O'BRIEN	107.2	18	Max MARSHALL	115.9
4	25	Louise RICHARDSON	107.2	20	Clay MITCHELL	107.2	2	Jayde KRUGER	115.7
5	6	Harrison SCOTT	107.0	2	Jayde KRUGER	107.0	94	Michael O'BRIEN	114.9
6	11	Ricky COLLARD	107.0	11	Ricky COLLARD	106.1	11	Ricky COLLARD	114.3
7	20	Clay MITCHELL	107.0	74	James ABBOTT	106.1	74	James ABBOTT	114.3
8	74	James ABBOTT	106.1	6	Harrison SCOTT	105.6	6	Harrison SCOTT	113.7
9	23	Chris MEALIN	105.6	26	Juan ROSSO	105.6	23	Chris MEALIN	113.3
10	26	Juan ROSSO	105.3	88	Greg HOLLOWAY	104.3	26	Juan ROSSO	113.1
11	88	Greg HOLLOWAY	101.3	23	Chris MEALIN	104.2	88	Greg HOLLOWAY	112.9

Weather / Track : Bright / Dry

Results can be found at www.tsl-timing.com

Rockingham International Super Sport
Circuit Length = 1.9400 miles
Start: 16:02 Flag 16:24 End: 16:25

Printed - 16:25 Sunday, 07 September 2014

2014 Dunlop MSA Formula Ford Championship of Great Britain

ROUND 24 - BEST SECTORS

SECTOR 1			SECTOR 2			SECTOR 3			IDEAL / BEST COMPARISON						
POS	NO	NAME	TIME	NO	NAME	TIME	NO	NAME	TIME	POS	NO	NAME	IDEAL	BEST	DIFF
1	2	KRUGER	41.203	18	MARSHALL	21.364	18	MARSHALL	16.021				PERFECT LAP	1:18.588	
2	18	MARSHALL	41.397	2	KRUGER	21.367	2	KRUGER	16.030	1	2	KRUGER	1:18.600	1:18.752	0.152
3	6	SCOTT	41.528	11	COLLARD	21.428	6	SCOTT	16.138	2	18	MARSHALL	1:18.782	1:18.859	0.077
4	25	RICHARDSON	41.645	25	RICHARDSON	21.497	11	COLLARD	16.187	3	6	SCOTT	1:19.171	1:19.233	0.062
5	94	O'BRIEN	41.706	6	SCOTT	21.505	25	RICHARDSON	16.195	4	11	COLLARD	1:19.330	1:19.475	0.145
6	11	COLLARD	41.715	94	O'BRIEN	21.545	94	O'BRIEN	16.255	5	25	RICHARDSON	1:19.337	1:19.485	0.148
7	20	MITCHELL	41.756	26	ROSSO	21.586	20	MITCHELL	16.313	6	94	O'BRIEN	1:19.506	1:19.599	0.093
8	26	ROSSO	41.926	20	MITCHELL	21.624	23	MEALIN	16.405	7	20	MITCHELL	1:19.693	1:19.825	0.132
9	74	ABBOTT	42.021	74	ABBOTT	21.769	26	ROSSO	16.484	8	26	ROSSO	1:19.996	1:20.077	0.081
10	23	MEALIN	42.027	23	MEALIN	21.911	74	ABBOTT	16.529	9	74	ABBOTT	1:20.319	1:20.425	0.106
11	88	HOLLOWAY	42.998	88	HOLLOWAY	22.249	88	HOLLOWAY	16.742	10	23	MEALIN	1:20.343	1:20.566	0.223
										11	88	HOLLOWAY	1:21.989	1:22.173	0.184

Weather / Track : Bright / Dry

Results can be found at www.tsl-timing.com

Rockingham International Super Spor
Circuit Length = 1.9400 miles
Start: 16:02 Flag 16:24 End: 16:25

Printed - 16:25 Sunday, 07 September 2014

2014 Dunlop MSA Formula Ford Championship of Great Britain

ROUND 24 - LAP CHART

LAP 1 @ 16:04:21.527			LAP 2 @ 16:05:40.751			LAP 3 @ 16:06:59.503			LAP 4 @ 16:08:18.453			LAP 5 @ 16:09:37.590		
NO	BEHIND	LAP TIME	NO	BEHIND	LAP TIME	NO	BEHIND	LAP TIME	NO	BEHIND	LAP TIME	NO	BEHIND	LAP TIME
2		1:23.547	2		1:19.224	2		1:18.752	2		1:18.950	2		1:19.137
18	0.772	1:24.319	18	0.810	1:19.262	18	0.917	1:18.859	18	1.093	1:19.126	18	1.332	1:19.376
6	1.543	1:25.090	6	1.796	1:19.477	6	2.341	1:19.297	6	2.663	1:19.272	6	2.759	1:19.233
25	2.656	1:26.203	25	2.930	1:19.498	25	4.163	1:19.985	25	5.072	1:19.859	25	5.967	1:20.032
11	2.986	1:26.533	11	3.237	1:19.475	11	4.454	1:19.969	11	5.539	1:20.035	11	6.248	1:19.846
94	4.153	1:27.700	94	5.376	1:20.447	94	6.441	1:19.817	94	7.090	1:19.599	94	7.625	1:19.672
26	4.914	1:28.461	26	6.085	1:20.395	26	7.838	1:20.505	26	8.965	1:20.077	26	10.171	1:20.343
74	5.377	1:28.924	20	6.659	1:20.346	20	8.376	1:20.469	20	9.604	1:20.178	20	10.795	1:20.328
20	5.537	1:29.084	74	7.275	1:21.122	74	9.084	1:20.561	74	10.632	1:20.498	74	12.208	1:20.713
23	5.941	1:29.488	23	7.981	1:21.264	23	9.795	1:20.566	23	11.506	1:20.661	23	13.140	1:20.771
88	7.349	1:30.896	88	10.548	1:22.423	88	14.887	1:23.091	88	18.269	1:22.332	88	21.690	1:22.558

Weather / Track : Bright / Dry

Results can be found at www.tsl-timing.com

Page 1 of 4

Rockingham International Super Spor

Circuit Length = 1.9400 miles

Start: 16:02 Flag 16:24 End: 16:25

Printed - 16:25 Sunday, 07 September 2014

2014 Dunlop MSA Formula Ford Championship of Great Britain

ROUND 24 - LAP CHART

LAP 6 @ 16:10:56.525			LAP 7 @ 16:12:15.752			LAP 8 @ 16:13:35.253			LAP 9 @ 16:14:54.486			LAP 10 @ 16:16:13.775		
NO	BEHIND	LAP TIME	NO	BEHIND	LAP TIME	NO	BEHIND	LAP TIME	NO	BEHIND	LAP TIME	NO	BEHIND	LAP TIME
2		1:18.935	2		1:19.227	2		1:19.501	2		1:19.233	2		1:19.289
18	1.591	1:19.194	18	1.860	1:19.496	18	1.613	1:19.254	18	1.888	1:19.508	18	1.841	1:19.242
6	3.401	1:19.577	6	3.807	1:19.633	6	3.939	1:19.633	6	4.357	1:19.651	6	5.009	1:19.941
25	6.821	1:19.789	25	7.337	1:19.743	25	8.077	1:20.241	25	8.329	1:19.485	25	8.692	1:19.652
11	7.251	1:19.938	11	7.600	1:19.576	11	8.389	1:20.290	11	8.800	1:19.644	11	9.103	1:19.592
94	8.586	1:19.896	94	9.228	1:19.869	94	9.428	1:19.701	94	10.001	1:19.806	94	10.697	1:19.985
26	11.486	1:20.250	20	14.097	1:21.639	20	14.696	1:20.100	20	15.424	1:19.961	20	16.220	1:20.085
20	11.685	1:19.825	26	14.544	1:22.285	26	15.599	1:20.556	26	16.875	1:20.509	26	18.432	1:20.846
74	13.925	1:20.652	74	15.375	1:20.677	74	16.518	1:20.644	74	18.071	1:20.786	74	19.207	1:20.425
23	15.220	1:21.015	23	16.919	1:20.926	23	18.321	1:20.903	23	20.510	1:21.422	23	22.660	1:21.439
88	25.048	1:22.293	88	27.994	1:22.173	88	31.349	1:22.856	88	34.871	1:22.755	88	37.870	1:22.288

Weather / Track : Bright / Dry

Results can be found at www.tsl-timing.com

Page 2 of 4

Rockingham International Super Spor

Circuit Length = 1.9400 miles

Start: 16:02 Flag 16:24 End: 16:25

Printed - 16:25 Sunday, 07 September 2014

2014 Dunlop MSA Formula Ford Championship of Great Britain

ROUND 24 - LAP CHART

LAP 11 @ 16:17:33.449			LAP 12 @ 16:18:54.296			LAP 13 @ 16:20:13.398			LAP 14 @ 16:21:33.042			LAP 15 @ 16:22:52.339		
NO	BEHIND	LAP TIME	NO	BEHIND	LAP TIME	NO	BEHIND	LAP TIME	NO	BEHIND	LAP TIME	NO	BEHIND	LAP TIME
2		1:19.674	2		1:20.847	2		1:19.102	2		1:19.644	2		1:19.297
18	1.318	1:19.151	18	0.587	1:20.116	18	0.975	1:19.490	18	0.743	1:19.412	18	1.591	1:20.145
6	5.084	1:19.749	6	4.185	1:19.948	6	4.794	1:19.711	6	5.029	1:19.879	6	6.108	1:20.376
25	9.631	1:20.613	25	8.546	1:19.762	25	9.624	1:20.180	25	9.966	1:19.986	25	10.895	1:20.226
11	10.062	1:20.633	11	9.387	1:20.172	11	10.650	1:20.365 P	94	11.768	1:19.713	94	12.558	1:20.087
94	10.981	1:19.958	94	10.333	1:20.199	94	11.699	1:20.468	20	18.775	1:20.999	20	20.099	1:20.621
20	16.517	1:19.971	20	15.982	1:20.312	20	17.420	1:20.540	26	22.542	1:21.043	26	24.187	1:20.942
26	19.440	1:20.682	26	19.241	1:20.648	26	21.143	1:21.004	74	23.363	1:20.952	74	24.913	1:20.847
74	20.173	1:20.640	74	20.126	1:20.800	74	22.055	1:21.031	23	36.879	1:22.758	23	40.152	1:22.570
23	28.911	1:25.925	23	30.377	1:22.313	23	33.765	1:22.490	88	49.730	1:23.216	88	53.778	1:23.345
88	40.671	1:22.475	88	42.652	1:22.828	88	46.158	1:22.608						

Weather / Track : Bright / Dry

Results can be found at www.tsl-timing.com

Page 3 of 4

Rockingham International Super Spor

Circuit Length = 1.9400 miles

Start: 16:02 Flag 16:24 End: 16:25

Printed - 16:25 Sunday, 07 September 2014

2014 Dunlop MSA Formula Ford Championship of Great Britain

ROUND 24 - LAP CHART

LAP 16 @ 16:24:11.886

NO	BEHIND	LAP TIME
2		1:19.547
18	1.679	1:19.635
6	6.924	1:20.363
25	11.527	1:20.179
94	13.367	1:20.356
20	21.436	1:20.884
26	25.500	1:20.860
74	26.789	1:21.423
23	43.181	1:22.576
88	57.079	1:22.848

Weather / Track : Bright / Dry

Results can be found at www.tsl-timing.com

Page 4 of 4

Rockingham International Super Spor
Circuit Length = 1.9400 miles
Start: 16:02 Flag 16:24 End: 16:25

Printed - 16:25 Sunday, 07 September 2014

2014 Dunlop MSA Formula Ford Championship of Great Britain

ROUND 24 - POSITION CHART

No	Name	Lap																
		Pos	1	2	3	4	5	6	7	8	9	10	11	12	13	14	15	16
2	KRUGER	1	2	2	2	2	2	2	2	2	2	2	2	2	2	2	2	2
6	SCOTT	2	18	18	18	18	18	18	18	18	18	18	18	18	18	18	18	18
18	MARSHALL	3	6	6	6	6	6	6	6	6	6	6	6	6	6	6	6	6
11	COLLARD	4	25	25	25	25	25	25	25	25	25	25	25	25	25	25	25	25
94	O'BRIEN	5	11	11	11	11	11	11	11	11	11	11	11	11	11	94	94	94
25	RICHARDSON	6	94	94	94	94	94	94	94	94	94	94	94	94	94	20	20	20
74	ABBOTT	7	26	26	26	26	26	26	20	20	20	20	20	20	20	26	26	26
26	ROSSO	8	74	20	20	20	20	20	26	26	26	26	26	26	26	74	74	74
23	MEALIN	9	20	74	74	74	74	74	74	74	74	74	74	74	74	23	23	23
88	HOLLOWAY	10	23	23	23	23	23	23	23	23	23	23	23	23	23	88	88	88
20	MITCHELL	11	88	88	88	88	88	88	88	88	88	88	88	88	88	88	88	88

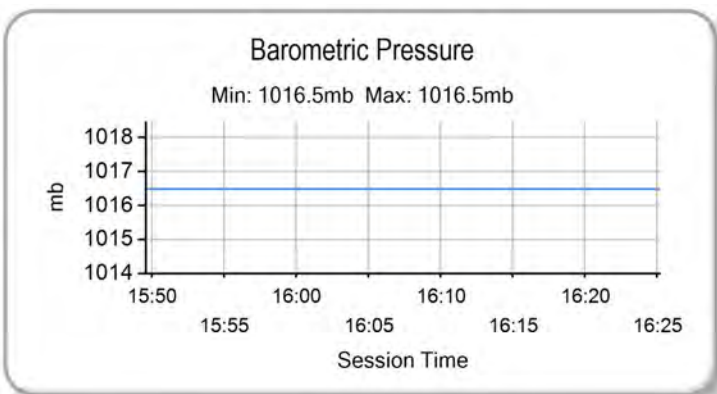
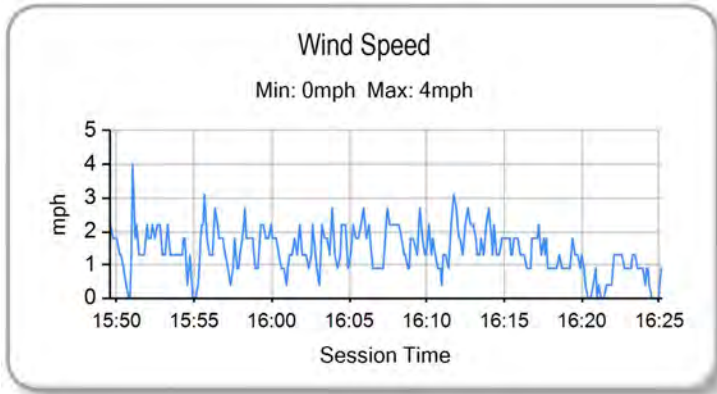
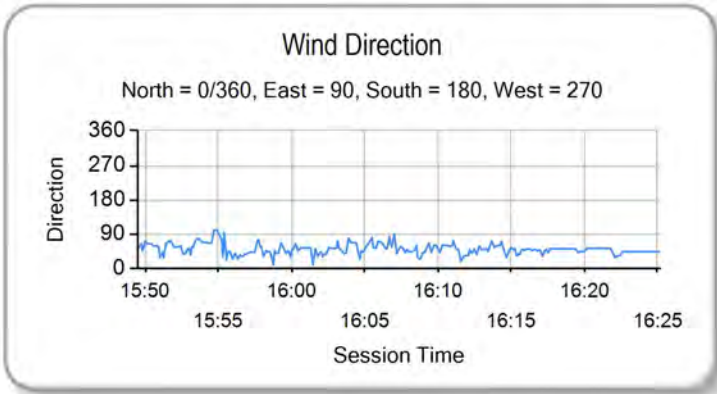
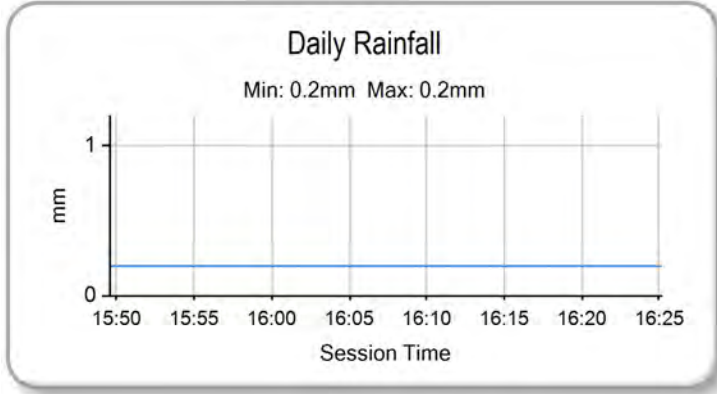
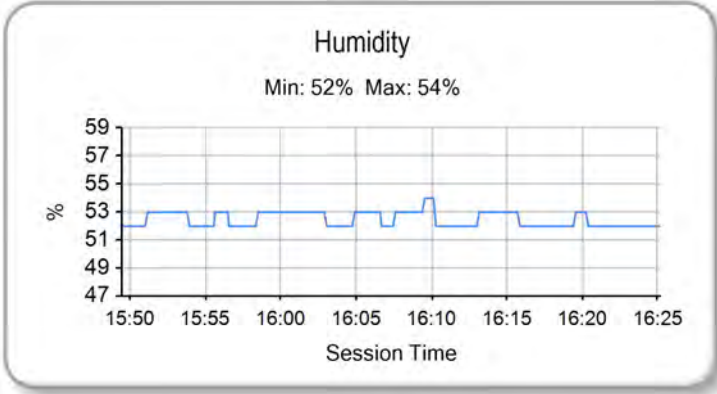
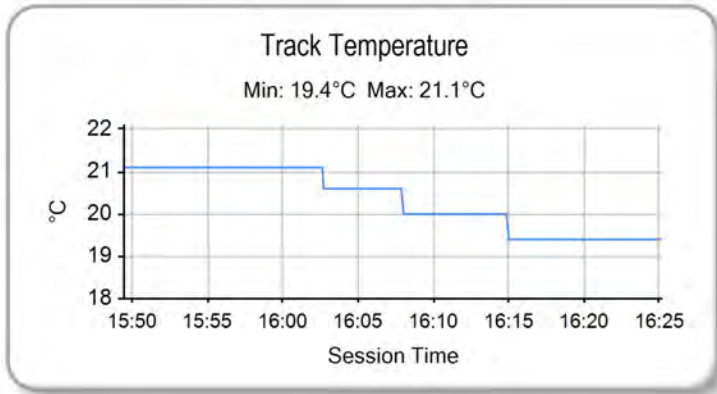
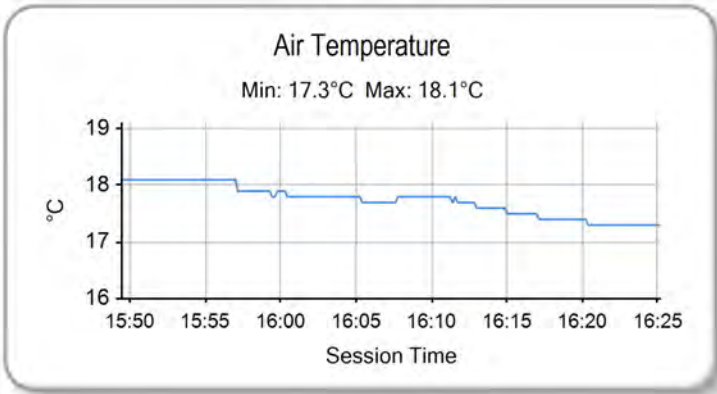
Weather / Track : Bright / Dry

Results can be found at www.tsl-timing.com

Rockingham International Super Spor
 Circuit Length = 1.9400 miles
 Start: 16:02 Flag 16:24 End: 16:25

Printed - 16:26 Sunday, 07 September 2014

2014 Dunlop MSA Formula Ford Championship of Great Britain
ROUND 24 - WEATHER CONDITIONS



Weather / Track : Bright / Dry

Results can be found at www.tsl-timing.com

Rockingham International Super Spor
 Circuit Length = 1.9400 miles
 Start: 16:02 Flag 16:24 End: 16:25

Printed - 16:26 Sunday, 07 September 2014