



2014 DUNLOP MSA FORMULA FORD CHAMPIONSHIP OF GREAT BRITAIN

**Rounds 19, 20 & 21
Knockhill**

23rd / 24th August 2014



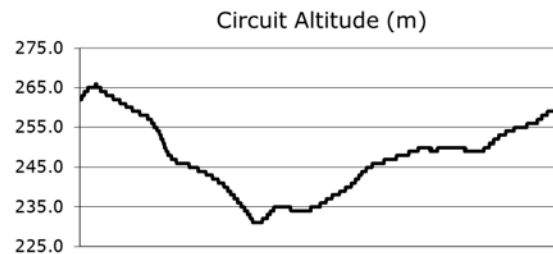
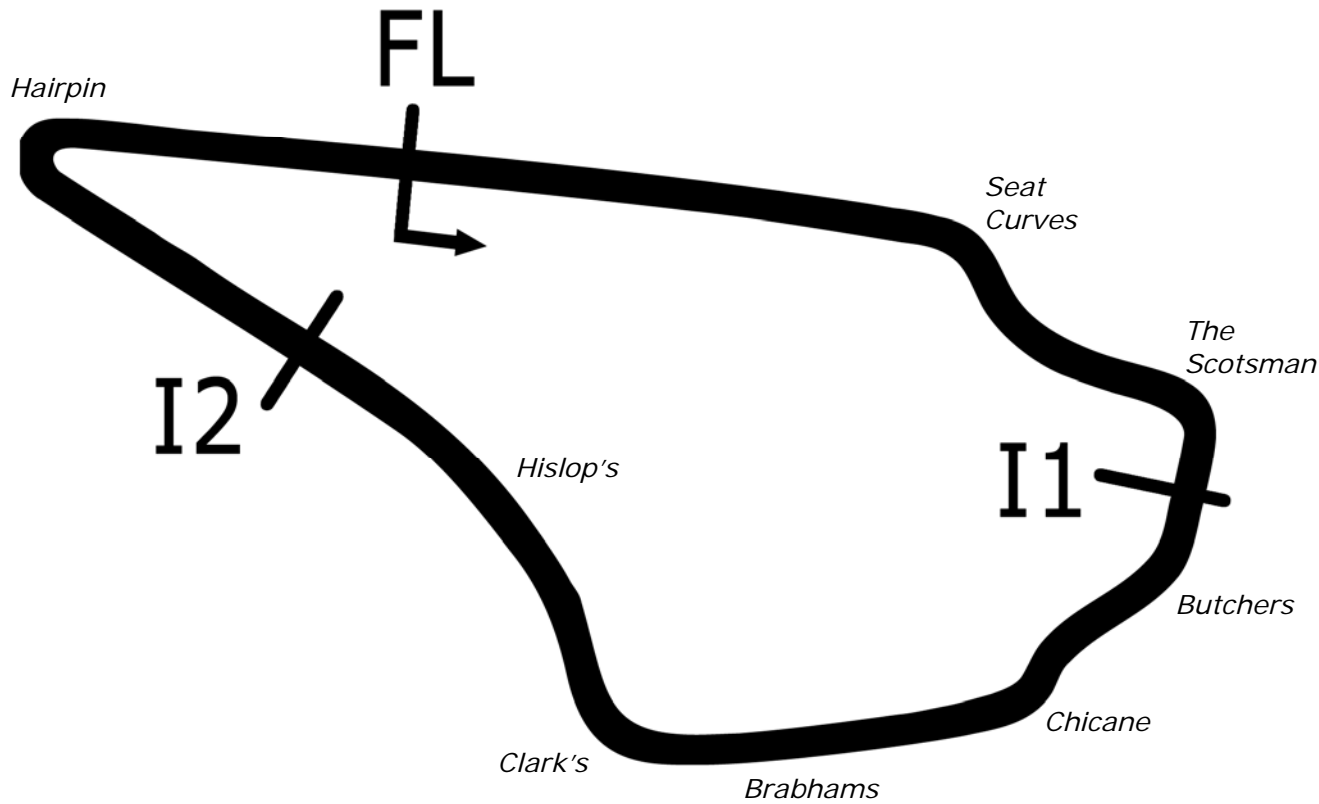
Results Provided by Timing Solutions Ltd
www.tsl-timing.com

Knockhill



SPORTS TIMING

TIMING SOLUTIONS LTD



Length	1.2713 miles	2046.0 m	
FL		56.13099 N	3.50816 W
I1	697m	56.12864 N	3.49941 W
I2	1508m	56.12969 N	3.50906 W
Pit Entry	2046m	56.13098 N	3.50793 W
Pit Exit	183m after FL	56.13080 N	3.50519 W
Pit Entry-Pit Exit 175m, 10.5s @60kph, 7.8s @80kph			



2014 Dunlop MSA Formula Ford Championship of Great Britain

QUALIFYING - ROUND 19 - CLASSIFICATION

POS	NO	CL	PIC NAME	NAT	ENTRY	TIME	ON	LAPS	GAP	DIFF	MPH
1	16	S	1 Ashley SUTTON	GBR	Mygale M12-SJ - Scholar - MBM Motorsport	48.588	14	19			93.87
2	2		1 Jayde KRUGER	RSA	Mygale M12 SJ - Mountune - JTR	48.742	13	19	0.154	0.154	93.57
3	6		2 Harrison SCOTT	GBR	Mygale M13 SJ - Swindon - Falcon Motorsport	48.859	11	17	0.271	0.117	93.35
4	18		3 Max MARSHALL	GBR	Mygale M12 SJ - Mountune - JTR	49.205	19	19	0.617	0.346	92.69
5	11	S	2 Ricky COLLARD	GBR	Mygale M12-SJ - Swindon - Falcon Motorsport	49.277	15	16	0.689	0.072	92.56
6	74		4 James ABBOTT	GBR	Mygale M13-SJ - Mountune - Radical Motorsport	49.391	16	19	0.803	0.114	92.34
7	26		5 Juan ROSSO	ARG	Mygale M13-SJ - Mountune - Radical Motorsport	49.434	10	18	0.846	0.043	92.26
8	25	S	3 Louise RICHARDSON	GBR	Mygale M12-SJ - Scholar - Richardson Racing	49.501	14	18	0.913	0.067	92.14
9	23	S	4 Chris MEALIN	GBR	Mygale M12-SJ - Swindon - Falcon Motorsport	49.999	10	15	1.411	0.498	91.22
10	88		6 Greg HOLLOWAY	AUS	Sinter LA12 - Scholar - SWB Motorsport	52.538	7	17	3.950	2.539	86.81

Weather / Track : Cloudy / Dry

These results are provisional until the conclusion of any judicial and technical matters.

Knockhill

Circuit Length = 1.2669 miles

Start: 11:03 Flag 11:21 End: 11:21

Clerk Of Course :

Timekeeper :

Results can be found at www.tsl-timing.com

Printed - 11:22 Saturday, 23 August 2014





2014 Dunlop MSA Formula Ford Championship of Great Britain

QUALIFYING - ROUND 20 - 2ND FASTEST CLASSIFICATION

POS	NO	CL	PIC NAME	NAT	ENTRY	TIME	ON	LAPS	GAP	DIFF	MPH
1	16	S	1 Ashley SUTTON	GBR	Mygale M12-SJ - Scholar - MBM Motorsport	48.597	8	19			93.85
2	2		1 Jayde KRUGER	RSA	Mygale M12 SJ - Mountune - JTR	48.788	14	19	0.191	0.191	93.48
3	6		2 Harrison SCOTT	GBR	Mygale M13 SJ - Swindon - Falcon Motorsport	48.886	10	17	0.289	0.098	93.30
4	18		3 Max MARSHALL	GBR	Mygale M12 SJ - Mountune - JTR	49.250	18	19	0.653	0.364	92.61
5	11	S	2 Ricky COLLARD	GBR	Mygale M12-SJ - Swindon - Falcon Motorsport	49.286	7	16	0.689	0.036	92.54
6	25	S	3 Louise RICHARDSON	GBR	Mygale M12-SJ - Scholar - Richardson Racing	49.528	6	18	0.931	0.242	92.09
7	26		4 Juan ROSSO	ARG	Mygale M13-SJ - Mountune - Radical Motorsport	49.583	18	18	0.986	0.055	91.98
8	74		5 James ABBOTT	GBR	Mygale M13-SJ - Mountune - Radical Motorsport	49.634	9	19	1.037	0.051	91.89
9	23	S	4 Chris MEALIN	GBR	Mygale M12-SJ - Swindon - Falcon Motorsport	50.097	7	15	1.500	0.463	91.04
10	88		6 Greg HOLLOWAY	AUS	Sinter LA12 - Scholar - SWB Motorsport	52.916	8	17	4.319	2.819	86.19

Weather / Track : Cloudy / Dry

These results are provisional until the conclusion of any judicial and technical matters.

Knockhill

Circuit Length = 1.2669 miles

Start: 11:03 Flag 11:21 End: 11:21

Clerk Of Course :

Timekeeper :

Results can be found at www.tsl-timing.com

Printed - 11:22 Saturday, 23 August 2014



RACINGLINE

2014 Dunlop MSA Formula Ford Championship of Great Britain

QUALIFYING - ROUND 19 - SECTOR ANALYSIS

SECTOR 1 = FL to I1, SECTOR 2 = I1 to I2, SECTOR 3 = I2 to FL, DIFF = Difference To Personal Best Lap

P1 16 S Ashley SUTTON		Mygale M12-SJ - Scholar - MBM Motorsport							
IDEAL LAP TIME : 48.457		BEST LAP TIME : 48.588		DIFFERENCE : 0.131					
LAP	SECTOR 1	SECTOR 2		SECTOR 3		LAP TIME	MPH	DIFF	TIME OF DAY
1 -	25.026	27.488	72.0	17.977	81.6	1:10.491	64.70	21.903	11:05:47.235
2 -	20.789	22.935	92.1	15.972	106.0	59.696	76.40	11.108	11:06:46.931
3 -	17.056	20.697	115.5	14.529	107.7	52.282	87.24	3.694	11:07:39.213
4 -	16.212	19.444	117.9	14.486	109.8	50.142	90.96	1.554	11:08:29.355
5 -	15.783	19.073	119.6	14.036	109.4	48.892	93.28	0.304	11:09:18.247
6 -	15.694	19.033	119.8	14.116	109.2	48.843	93.38	0.255	11:10:07.090
7 -	15.759	19.024	120.0	14.108	109.1	48.891	93.29	0.303	11:10:55.981
8 -	15.689	18.978	120.0	13.930	110.0	48.597 (2)	93.85	0.009	11:11:44.578
9 -	15.667	20.936	57.2	17.429	109.6	54.032	84.41	5.444	11:12:38.610
10 -	15.881	22.111	102.2	15.770	109.4	53.762	84.83	5.174	11:13:32.372
11 -	15.913	19.118	120.0	13.992	109.2	49.023	93.04	0.435	11:14:21.395
12 -	15.758	19.307	119.6	14.562	110.0	49.627	91.90	1.039	11:15:11.022
13 -	15.570	19.158	119.8	13.954	109.6	48.682 (3)	93.69	0.094	11:15:59.704
14 -	15.629	18.957	120.0	14.002	109.2	48.588 (1)	93.87		11:16:48.292
15 -	16.024	20.908	99.8	17.038	109.4	53.970	84.51	5.382	11:17:42.262
16 -	15.688	19.062	120.6	14.003	108.4	48.753	93.55	0.165	11:18:31.015
17 -	15.792	19.439	103.8	16.152	108.2	51.383	88.76	2.795	11:19:22.398
18 -	17.967	26.658	71.0	17.505	108.9	1:02.130	73.41	13.542	11:20:24.528
19 -	15.745	19.778	117.9	14.874	109.4	50.397	90.50	1.809	11:21:14.925

P2 2 Jayde KRUGER		Mygale M12 SJ - Mountune - JTR							
IDEAL LAP TIME : 48.577		BEST LAP TIME : 48.742		DIFFERENCE : 0.165					
LAP	SECTOR 1	SECTOR 2		SECTOR 3		LAP TIME	MPH	DIFF	TIME OF DAY
1 -	19.416	23.106	110.5	15.819	103.5	58.341	78.18	9.599	11:05:26.827
2 -	18.281	21.761	116.9	14.871	107.3	54.913	83.06	6.171	11:06:21.740
3 -	17.294	24.055	110.7	14.891	107.0	56.240	81.10	7.498	11:07:17.980
4 -	16.629	19.913	119.6	14.191	109.1	50.733	89.90	1.991	11:08:08.713
5 -	16.293	21.206	108.2	15.746	110.5	53.245	85.66	4.503	11:09:01.958
6 -	16.026	21.299	118.9	15.828	108.5	53.153	85.81	4.411	11:09:55.111
7 -	17.833	21.001	108.4	14.427	109.2	53.261	85.63	4.519	11:10:48.372
8 -	16.061	19.271	121.1	14.007	109.8	49.339	92.44	0.597	11:11:37.711
9 -	15.779	19.018	121.1	13.997	109.6	48.794 (3)	93.47	0.052	11:12:26.505
10 -	15.813	19.188	120.0	14.319	110.1	49.320	92.47	0.578	11:13:15.825
11 -	17.069	20.826	118.5	15.084	110.3	52.979	86.09	4.237	11:14:08.804
12 -	15.795	19.202	120.6	13.897	109.8	48.894	93.28	0.152	11:14:57.698
13 -	15.664	19.172	120.0	13.906	109.8	48.742 (1)	93.57		11:15:46.440
14 -	15.662	19.095	120.4	14.031	109.8	48.788 (2)	93.48	0.046	11:16:35.228
15 -	16.640	22.256	90.8	19.027	110.0	57.923	78.74	9.181	11:17:33.151
16 -	15.758	19.077	120.6	14.066	109.2	48.901	93.27	0.159	11:18:22.052
17 -	15.781	19.106	120.6	13.973	109.1	48.860	93.35	0.118	11:19:10.912
18 -	18.457	31.175	76.6	16.641	110.1	1:06.273	68.82	17.531	11:20:17.185
19 -	15.872	19.211	120.6	13.989	108.9	49.072	92.94	0.330	11:21:06.257

P3 6 Harrison SCOTT		Mygale M13 SJ - Swindon - Falcon Motorsport							
IDEAL LAP TIME : 48.791		BEST LAP TIME : 48.859		DIFFERENCE : 0.068					
LAP	SECTOR 1	SECTOR 2		SECTOR 3		LAP TIME	MPH	DIFF	TIME OF DAY
1 -	20.572	25.067	87.9	17.146	90.1	1:02.785	72.64	13.926	11:07:09.061
2 -	17.800	22.046	110.7	15.766	101.0	55.612	82.01	6.753	11:08:04.673
3 -	16.823	24.544	66.4	19.530	101.0	1:00.897	74.89	12.038	11:09:05.570
4 -	17.535	20.992	112.7	15.782	109.2	54.309	83.98	5.450	11:09:59.879
5 -	15.853	19.349	118.1	14.260	109.1	49.462	92.21	0.603	11:10:49.341
6 -	15.884	19.191	118.3	14.161	109.1	49.236	92.63	0.377	11:11:38.577
7 -	16.217	19.325	118.1	14.224	108.7	49.766	91.65	0.907	11:12:28.343
8 -	15.778	19.145	118.1	14.175	108.2	49.098	92.89	0.239	11:13:17.441
9 -	16.823	20.699	117.9	15.072	110.1	52.594	86.72	3.735	11:14:10.035
10 -	15.736	19.056	118.3	14.094	108.7	48.886 (2)	93.30	0.027	11:14:58.921
11 -	15.689	19.099	117.9	14.071	108.7	48.859 (1)	93.35		11:15:47.780
12 -	15.708	19.979	117.9	14.192	108.5	49.879	91.44	1.020	11:16:37.659

Weather / Track : Cloudy / Dry

Knockhill

Circuit Length = 1.2669 miles

Start: 11:03 Flag 11:21 End: 11:21

2014 Dunlop MSA Formula Ford Championship of Great Britain

QUALIFYING - ROUND 19 - SECTOR ANALYSIS

SECTOR 1 = FL to I1, SECTOR 2 = I1 to I2, SECTOR 3 = I2 to FL, DIFF = Difference To Personal Best Lap

13 -	15.822	19.145	117.7	14.046	108.4	49.013 (3)	93.05	0.154	11:17:26.672
14 -	15.753	19.412	117.1	15.334	109.8	50.499	90.32	1.640	11:18:17.171
15 -	15.841	19.209	117.7	14.282	107.7	49.332	92.45	0.473	11:19:06.503
16 -	15.930	19.242	117.9	14.116	108.0	49.288	92.54	0.429	11:19:55.791
17 -	17.174	20.714	116.7	14.642	109.2	52.530	86.82	3.671	11:20:48.321

P4 18 Max MARSHALL

Mygale M12 SJ - Mountune - JTR

IDEAL LAP TIME : 49.048

BEST LAP TIME : 49.205

DIFFERENCE : 0.157

LAP	SECTOR 1	SECTOR 2	SECTOR 3	LAP TIME	MPH	DIFF	TIME OF DAY		
1 -	18.782	22.389	116.1	15.120	106.6	56.291	81.02	7.086	11:05:21.555
2 -	18.487	22.220	117.3	15.036	106.5	55.743	81.82	6.538	11:06:17.298
3 -	16.694	20.009	118.9	14.511	108.0	51.214	89.05	2.009	11:07:08.512
4 -	16.447	19.714	119.4	15.218	110.0	51.379	88.77	2.174	11:07:59.891
5 -	16.081	19.829	119.1	14.212	108.7	50.122	91.00	0.917	11:08:50.013
6 -	15.946	19.581	119.4	14.446	108.5	49.973	91.27	0.768	11:09:39.986
7 -	16.570	20.765	118.5	16.529	110.1	53.864	84.67	4.659	11:10:33.850
8 -	16.033	19.685	119.8	14.157	107.7	49.875	91.45	0.670	11:11:23.725
9 -	16.088	19.421	120.0	14.147	109.1	49.656	91.85	0.451	11:12:13.381
10 -	16.056	19.260	120.6	14.157	108.9	49.473	92.19	0.268	11:13:02.854
11 -	15.772	19.361	120.2	14.145	108.9	49.278 (3)	92.55	0.073	11:13:52.132
12 -	17.459	24.567	66.1	17.637	110.0	59.663	76.44	10.458	11:14:51.795
13 -	16.006	19.627	118.7	14.141	109.4	49.774	91.63	0.569	11:15:41.569
14 -	16.111	21.037	117.5	14.985	110.3	52.133	87.48	2.928	11:16:33.702
15 -	16.025	19.334	119.6	14.075	109.2	49.434	92.26	0.229	11:17:23.136
16 -	15.832	20.141	116.7	15.301	110.3	51.274	88.95	2.069	11:18:14.410
17 -	15.826	19.433	119.1	14.079	108.7	49.338	92.44	0.133	11:19:03.748
18 -	15.806	19.400	119.8	14.044	109.2	49.250 (2)	92.61	0.045	11:19:52.998
19 -	15.744	19.359	119.8	14.102	108.7	49.205 (1)	92.69		11:20:42.203

P5 11 S Ricky COLLARD

Mygale M12-SJ - Swindon - Falcon Motorsport

IDEAL LAP TIME : 49.074

BEST LAP TIME : 49.277

DIFFERENCE : 0.203

LAP	SECTOR 1	SECTOR 2	SECTOR 3	LAP TIME	MPH	DIFF	TIME OF DAY		
1 -	20.971	27.819	65.7	18.765	93.8	1:07.555	67.51	18.278	11:07:38.032
2 -	18.982	21.364	104.8	16.466	79.1	56.812	80.28	7.535	11:08:34.844
3 -	20.914	25.920	66.9	18.805	108.5	1:05.639	69.48	16.362	11:09:40.483
4 -	16.376	19.620	116.7	14.284	107.7	50.280	90.71	1.003	11:10:30.763
5 -	17.644	21.795	115.1	14.586	109.1	54.025	84.42	4.748	11:11:24.788
6 -	16.026	19.441	118.7	14.174	109.1	49.641	91.88	0.364	11:12:14.429
7 -	15.865	19.343	118.9	14.078	108.7	49.286 (2)	92.54	0.009	11:13:03.715
8 -	15.976	19.460	119.4	13.991	109.4	49.427	92.27	0.150	11:13:53.142
9 -	15.853	19.425	118.3	14.068	108.4	49.346	92.43	0.069	11:14:42.488
10 -	15.821	19.493	118.1	14.104	109.2	49.418	92.29	0.141	11:15:31.906
11 -	16.250	22.765	89.4	15.407	109.4	54.422	83.81	5.145	11:16:26.328
12 -	16.049	20.826	115.5	14.298	109.1	51.173	89.13	1.896	11:17:17.501
13 -	15.944	19.287	118.9	14.095	108.9	49.326 (3)	92.46	0.049	11:18:06.827
14 -	18.440	25.644	78.3	16.181	108.5	1:00.265	75.68	10.988	11:19:07.092
15 -	15.952	19.285	119.4	14.040	108.5	49.277 (1)	92.56		11:19:56.369
16 -	16.164	19.734	117.5	14.486	109.6	50.384	90.52	1.107	11:20:46.753

P6 74 James ABBOTT

Mygale M13-SJ - Mountune - Radical Motorsport

IDEAL LAP TIME : 49.301

BEST LAP TIME : 49.391

DIFFERENCE : 0.090

LAP	SECTOR 1	SECTOR 2	SECTOR 3	LAP TIME	MPH	DIFF	TIME OF DAY		
1 -	22.343	28.491	79.8	17.637	90.0	1:08.471	66.61	19.080	11:05:36.314
2 -	17.845	21.310	106.5	15.548	105.3	54.703	83.37	5.312	11:06:31.017
3 -	17.054	20.490	116.5	14.754	106.5	52.298	87.21	2.907	11:07:23.315
4 -	16.299	20.072	117.5	14.603	106.8	50.974	89.47	1.583	11:08:14.289
5 -	16.169	19.725	117.5	14.515	107.2	50.409	90.48	1.018	11:09:04.698
6 -	16.041	19.595	117.9	14.327	108.0	49.963	91.28	0.572	11:09:54.661
7 -	15.975	19.530	117.7	14.333	108.2	49.838	91.51	0.447	11:10:44.499
8 -	15.937	19.639	117.9	14.217	108.7	49.793	91.60	0.402	11:11:34.292
9 -	16.037	19.405	119.1	14.192	109.1	49.634 (2)	91.89	0.243	11:12:23.926
10 -	15.948	21.224	114.9	14.420	108.0	51.592	88.40	2.201	11:13:15.518

Knockhill

Circuit Length = 1.2669 miles

Start: 11:03 Flag 11:21 End: 11:21

Weather / Track : Cloudy / Dry

2014 Dunlop MSA Formula Ford Championship of Great Britain

QUALIFYING - ROUND 19 - SECTOR ANALYSIS

SECTOR 1 = FL to I1, SECTOR 2 = I1 to I2, SECTOR 3 = I2 to FL, DIFF = Difference To Personal Best Lap

11 -	15.973	19.539	118.3	14.206	108.0	49.718	91.73	0.327	11:14:05.236
12 -	16.023	19.463	118.5	14.185	108.2	49.671	91.82	0.280	11:14:54.907
13 -	16.073	19.482	117.9	14.165	108.0	49.720	91.73	0.329	11:15:44.627
14 -	17.724	25.480	89.0	16.851	107.8	1:00.055	75.94	10.664	11:16:44.682
15 -	15.984	19.429	119.1	14.561	108.5	49.974	91.26	0.583	11:17:34.656
16 -	15.816	19.320	118.7	14.255	108.9	49.391 (1)	92.34		11:18:24.047
17 -	15.955	19.636	118.3	14.221	108.5	49.812	91.56	0.421	11:19:13.859
18 -	16.040	19.503	118.1	14.232	108.4	49.775	91.63	0.384	11:20:03.634
19 -	15.981	19.438	118.5	14.251	108.4	49.670 (3)	91.82	0.279	11:20:53.304

P7 26		Juan ROSSO			Mygale M13-SJ - Mountune - Radical Motorsport				
IDEAL LAP TIME : 49.332		BEST LAP TIME : 49.434			DIFFERENCE : 0.102				
LAP	SECTOR 1	SECTOR 2	SECTOR 3	LAP TIME	MPH	DIFF	TIME OF DAY		
1 -	20.279	22.724	108.5	15.785	104.6	58.788	77.58	9.354	11:05:27.986
2 -	18.043	21.815	107.7	15.165	107.5	55.023	82.89	5.589	11:06:23.009
3 -	16.950	20.912	116.1	14.852	108.4	52.714	86.52	3.280	11:07:15.723
4 -	16.411	19.699	118.7	14.630	108.5	50.740	89.89	1.306	11:08:06.463
5 -	16.029	19.523	118.3	14.498	107.8	50.050	91.13	0.616	11:08:56.513
6 -	16.014	19.367	118.7	14.378	108.4	49.759	91.66	0.325	11:09:46.272
7 -	15.965	19.500	119.8	14.450	108.4	49.915	91.37	0.481	11:10:36.187
8 -	15.925	19.357	119.1	14.505	108.4	49.787	91.61	0.353	11:11:25.974
9 -	15.884	19.467	119.1	14.456	107.8	49.807	91.57	0.373	11:12:15.781
10 -	15.920	19.264	118.5	14.250	108.0	49.434 (1)	92.26		11:13:05.215
11 -	15.919	19.314	118.7	14.448	108.0	49.681 (3)	91.80	0.247	11:13:54.896
12 -	15.969	20.182	110.5	15.402	109.1	51.553	88.47	2.119	11:14:46.449
13 -	15.821	19.421	118.3	14.461	108.7	49.703	91.76	0.269	11:15:36.152
14 -	15.891	19.464	117.9	14.347	108.5	49.702	91.76	0.268	11:16:25.854
15 -	15.866	22.119	97.5	19.820	32.5	57.805	78.90	8.371	11:17:23.659
16 -	OUTLAP	19.811	118.1	14.413	107.5	2:17.301	33.21	1:27.867	11:19:40.960
17 -	16.125	19.417	118.1	14.247	107.8	49.789	91.60	0.355	11:20:30.749
18 -	15.911	19.418	117.9	14.254	108.0	49.583 (2)	91.98	0.149	11:21:20.332

P8 25 S		Louise RICHARDSON			Mygale M12-SJ - Scholar - Richardson Racing				
IDEAL LAP TIME : 49.254		BEST LAP TIME : 49.501			DIFFERENCE : 0.247				
LAP	SECTOR 1	SECTOR 2	SECTOR 3	LAP TIME	MPH	DIFF	TIME OF DAY		
1 -	24.911	27.019	62.5	16.695	106.0	1:08.625	66.46	19.124	11:05:48.932
2 -	16.832	20.719	115.9	14.856	106.5	52.407	87.03	2.906	11:06:41.339
3 -	16.744	19.881	116.9	14.632	107.5	51.257	88.98	1.756	11:07:32.596
4 -	16.281	19.575	117.9	14.345	107.8	50.201	90.85	0.700	11:08:22.797
5 -	16.205	19.364	118.5	14.273	108.0	49.842	91.51	0.341	11:09:12.639
6 -	16.037	19.280	118.9	14.211	108.4	49.528 (2)	92.09	0.027	11:10:02.167
7 -	16.127	19.851	118.7	14.257	107.8	50.235	90.79	0.734	11:10:52.402
8 -	16.360	19.747	118.1	15.073	108.4	51.180	89.11	1.679	11:11:43.582
9 -	16.021	19.394	118.7	14.294	107.3	49.709	91.75	0.208	11:12:33.291
10 -	15.976	19.655	118.3	14.452	107.5	50.083	91.07	0.582	11:13:23.374
11 -	15.915	19.482	118.3	14.452	107.5	49.849	91.49	0.348	11:14:13.223
12 -	16.859	23.185	106.3	14.734	107.2	54.778	83.26	5.277	11:15:08.001
13 -	15.897	19.407	117.9	14.387	107.7	49.691 (3)	91.78	0.190	11:15:57.692
14 -	15.833	19.371	118.3	14.297	108.0	49.501 (1)	92.14		11:16:47.193
15 -	15.876	19.210	118.1	14.717	106.8	49.803	91.58	0.302	11:17:36.996
16 -	16.010	19.613	117.9	14.329	107.0	49.952	91.30	0.451	11:18:26.948
17 -	16.113	21.223	98.2	14.950	106.1	52.286	87.23	2.785	11:19:19.234
18 -	15.977	19.671	117.7	14.330	107.2	49.978	91.26	0.477	11:20:09.212

P9 23 S		Chris MEALIN			Mygale M12-SJ - Swindon - Falcon Motorsport				
IDEAL LAP TIME : 49.960		BEST LAP TIME : 49.999			DIFFERENCE : 0.039				
LAP	SECTOR 1	SECTOR 2	SECTOR 3	LAP TIME	MPH	DIFF	TIME OF DAY		
1 -	22.983	27.183	70.5	19.078	75.4	1:09.244	65.87	19.245	11:05:42.214
2 -	22.494	24.224	92.3	16.293	105.3	1:03.011	72.38	13.012	11:06:45.225
3 -	18.311	23.305	77.2	16.987	106.6	58.603	77.83	8.604	11:07:43.828
4 -	16.799	19.935	117.1	14.685	108.0	51.419	88.70	1.420	11:08:35.247
5 -	16.374	19.729	117.9	14.488	107.8	50.591	90.15	0.592	11:09:25.838

Weather / Track : Cloudy / Dry

Knockhill

Circuit Length = 1.2669 miles

Start: 11:03 Flag 11:21 End: 11:21

2014 Dunlop MSA Formula Ford Championship of Great Britain

QUALIFYING - ROUND 19 - SECTOR ANALYSIS

SECTOR 1 = FL to I1, SECTOR 2 = I1 to I2, SECTOR 3 = I2 to FL, DIFF = Difference To Personal Best Lap

6 -	16.502	19.843	117.9	14.600	107.8	50.945	89.53	0.946	11:10:16.783
7 -	16.078	19.570	117.9	14.449	107.2	50.097 (2)	91.04	0.098	11:11:06.880
8 -	16.261	19.740	118.3	14.567	107.8	50.568	90.19	0.569	11:11:57.448
9 -	16.133	19.835	118.7	14.533	107.2	50.501	90.31	0.502	11:12:47.949
10 -	16.117	19.532	118.3	14.350	106.8	49.999 (1)	91.22		11:13:37.948
11 -	16.260	19.704	117.7	14.547	105.8	50.511	90.29	0.512	11:14:28.459
12 -	16.132	19.923	117.5	14.669	106.6	50.724	89.92	0.725	11:15:19.183
13 -	16.207	19.845	118.1	14.402	107.2	50.454 (3)	90.40	0.455	11:16:09.637
14 -	30.642	24.715	94.1	20.277	32.2	1:15.634	60.30	25.635	11:17:25.271
15 -	OUTLAP	22.496	112.2	16.818	107.7	4:01.069	18.92	3:11.070	11:21:26.340

P10 88 Greg HOLLOWAY Sinter LA12 - Scholar - SWB Motorsport

IDEAL LAP TIME : 52.350 BEST LAP TIME : 52.538 DIFFERENCE : 0.188

LAP	SECTOR 1	SECTOR 2	SECTOR 3	LAP TIME	MPH	DIFF	TIME OF DAY		
1 -	22.750	27.407	70.9	24.156	57.8	1:14.313	61.37	21.775	11:05:49.696
2 -	21.233	25.842	78.3	19.600	86.5	1:06.675	68.40	14.137	11:06:56.371
3 -	19.412	21.909	105.0	16.662	98.5	57.983	78.66	5.445	11:07:54.354
4 -	17.612	21.976	92.5	16.379	101.8	55.967	81.49	3.429	11:08:50.321
5 -	17.346	21.096	115.5	14.721	106.6	53.163 (3)	85.79	0.625	11:09:43.484
6 -	16.958	20.914	115.9	15.317	108.0	53.189	85.75	0.651	11:10:36.673
7 -	16.891	20.739	116.5	14.908	105.6	52.538 (1)	86.81		11:11:29.211
8 -	16.930	21.228	115.7	14.758	107.0	52.916 (2)	86.19	0.378	11:12:22.127
9 -	16.990	22.068	102.2	15.714	105.5	54.772	83.27	2.234	11:13:16.899
10 -	17.078	21.749	116.7	15.743	107.5	54.570	83.58	2.032	11:14:11.469
11 -	20.005	49.104	103.7	16.892	106.6	1:26.001	53.03	33.463	11:15:37.470
12 -	18.102	24.608	89.7	17.647	97.1	1:00.357	75.56	7.819	11:16:37.827
13 -	18.191	22.893	94.7	18.145	90.9	59.229	77.00	6.691	11:17:37.056
14 -	18.048	21.380	115.5	15.542	107.2	54.970	82.97	2.432	11:18:32.026
15 -	17.155	21.401	115.1	14.720	107.0	53.276	85.61	0.738	11:19:25.302
16 -	17.015	21.104	115.9	15.169	106.6	53.288	85.59	0.750	11:20:18.590
17 -	16.895	21.474	115.9	14.826	106.5	53.195	85.74	0.657	11:21:11.785

2014 Dunlop MSA Formula Ford Championship of Great Britain

QUALIFYING - ROUND 19 - BEST SPEEDS

POS	SECTOR 1			SECTOR 2			FINISH LINE		
	NO	NAME	MPH	NO	NAME	MPH	NO	NAME	MPH
1				2	Jayde KRUGER	121.1	2	Jayde KRUGER	110.5
2				16	Ashley SUTTON	120.6	18	Max MARSHALL	110.3
3				18	Max MARSHALL	120.6	6	Harrison SCOTT	110.1
4				26	Juan ROSSO	119.8	16	Ashley SUTTON	110.0
5				11	Ricky COLLARD	119.4	11	Ricky COLLARD	109.6
6				74	James ABBOTT	119.1	26	Juan ROSSO	109.1
7				25	Louise RICHARDSON	118.9	74	James ABBOTT	109.1
8				23	Chris MEALIN	118.7	25	Louise RICHARDSON	108.4
9				6	Harrison SCOTT	118.3	23	Chris MEALIN	108.0
10				88	Greg HOLLOWAY	116.7	88	Greg HOLLOWAY	108.0

Weather / Track : Cloudy / Dry

Results can be found at www.tsl-timing.com

Knockhill
Circuit Length = 1.2669 miles
Start: 11:03 Flag 11:21 End: 11:21

Printed - 11:22 Saturday, 23 August 2014

2014 Dunlop MSA Formula Ford Championship of Great Britain

QUALIFYING - ROUND 19 - BEST SECTORS

SECTOR 1			SECTOR 2			SECTOR 3			IDEAL / BEST COMPARISON						
POS	NO	NAME	TIME	NO	NAME	TIME	NO	NAME	TIME	POS	NO	NAME	IDEAL	BEST	DIFF
1	16	SUTTON	15.570	16	SUTTON	18.957	2	KRUGER	13.897				PERFECT LAP	48.424	
2	2	KRUGER	15.662	2	KRUGER	19.018	16	SUTTON	13.930	1	16	SUTTON	48.457	48.588	0.131
3	6	SCOTT	15.689	6	SCOTT	19.056	11	COLLARD	13.991	2	2	KRUGER	48.577	48.742	0.165
4	18	MARSHALL	15.744	25	RICHARDSON	19.210	18	MARSHALL	14.044	3	6	SCOTT	48.791	48.859	0.068
5	11	COLLARD	15.798	18	MARSHALL	19.260	6	SCOTT	14.046	4	18	MARSHALL	49.048	49.205	0.157
6	74	ABBOTT	15.816	26	ROSSO	19.264	74	ABBOTT	14.165	5	11	COLLARD	49.074	49.277	0.203
7	26	ROSSO	15.821	11	COLLARD	19.285	25	RICHARDSON	14.211	6	25	RICHARDSON	49.254	49.501	0.247
8	25	RICHARDSON	15.833	74	ABBOTT	19.320	26	ROSSO	14.247	7	74	ABBOTT	49.301	49.391	0.090
9	23	MEALIN	16.078	23	MEALIN	19.532	23	MEALIN	14.350	8	26	ROSSO	49.332	49.434	0.102
10	88	HOLLOWAY	16.891	88	HOLLOWAY	20.739	88	HOLLOWAY	14.720	9	23	MEALIN	49.960	49.999	0.039
										10	88	HOLLOWAY	52.350	52.538	0.188

Weather / Track : Cloudy / Dry

Results can be found at www.tsl-timing.com

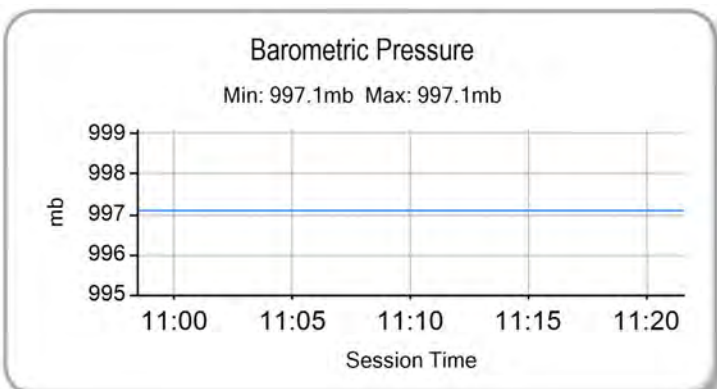
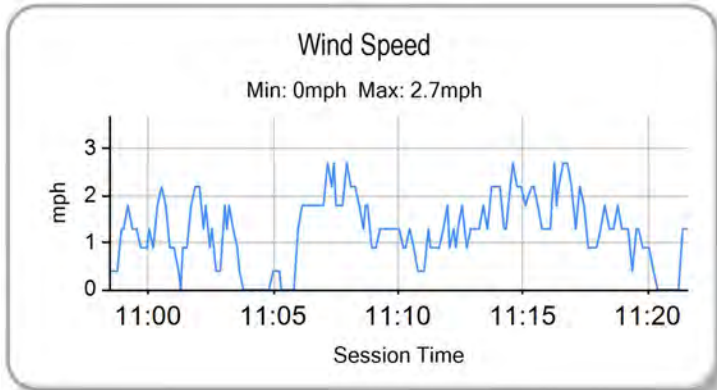
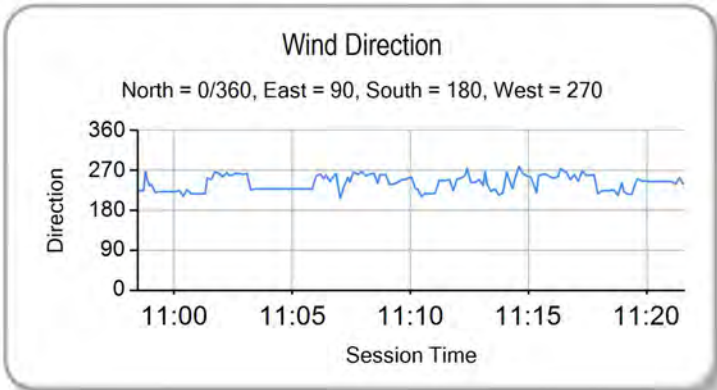
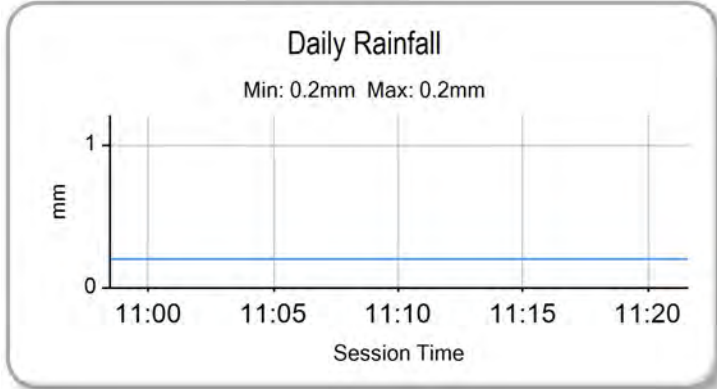
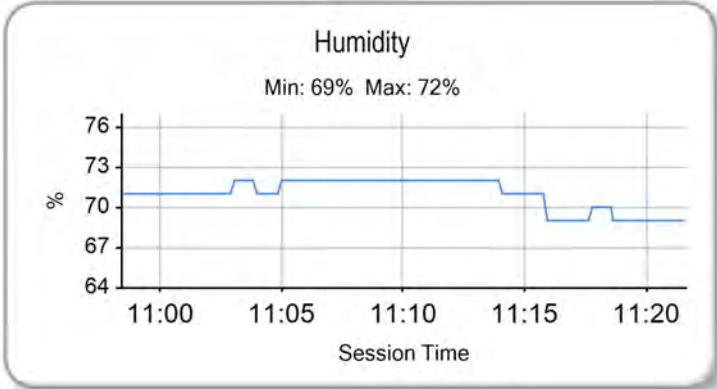
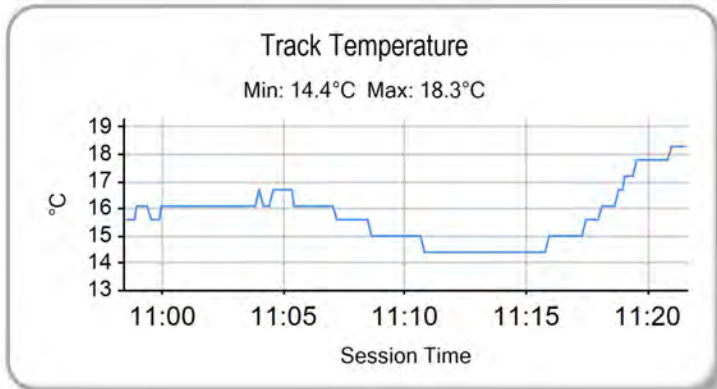
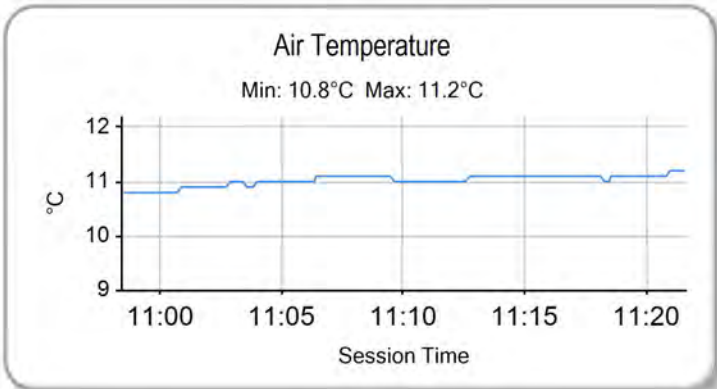
Knockhill

Circuit Length = 1.2669 miles

Start: 11:03 Flag 11:21 End: 11:21

Printed - 11:21 Saturday, 23 August 2014

2014 Dunlop MSA Formula Ford Championship of Great Britain
QUALIFYING - ROUND 19 - WEATHER CONDITIONS



Weather / Track : Cloudy / Dry

Results can be found at www.tsl-timing.com

Knockhill
 Circuit Length = 1.2669 miles
 Start: 11:03 Flag 11:21 End: 11:21

Printed - 11:23 Saturday, 23 August 2014




2014 Dunlop MSA Formula Ford Championship of Great Britain

ROUND 19 - GRID

ROW 5	9	49.999	23 Chris MEALIN	10	52.538	88 Greg HOLLOWAY
ROW 4	7	49.434	26 Juan ROSSO	8	49.501	25 Louise RICHARDSON
ROW 3	5	49.277	11 Ricky COLLARD	6	49.391	74 James ABBOTT
ROW 2	3	48.859	6 Harrison SCOTT	4	49.205	18 Max MARSHALL
ROW 1	1	48.588	16 Ashley SUTTON	2	48.742	2 Jayde KRUGER

Pole



Knockhill
Circuit Length = 1.2669 miles

These results are provisional until the conclusion of any judicial and technical matters.

Clerk Of Course :		Timekeeper :
-------------------	--	--------------

Results can be found at www.tsl-timing.com

Printed - 11:25 Saturday, 23 August 2014




2014 Dunlop MSA Formula Ford Championship of Great Britain

ROUND 21 - GRID - AMENDED

ROW 5	9	52.916	88 Greg HOLLOWAY	10	48.597	16 Ashley SUTTON
ROW 4	7	49.634	74 James ABBOTT	8	50.097	23 Chris MEALIN
ROW 3	5	49.583	26 Juan ROSSO	6	49.250	18 Max MARSHALL
ROW 2	3	49.286	11 Ricky COLLARD	4	49.528	25 Louise RICHARDSON
ROW 1	1	48.788	2 Jayde KRUGER	2	48.886	6 Harrison SCOTT

Pole



Knockhill
Circuit Length = 1.2669 miles

These results are provisional until the conclusion of any judicial and technical matters.

Clerk Of Course :		Timekeeper :
-------------------	--	--------------

Results can be found at www.tsl-timing.com

Printed - 12:33 Sunday, 24 August 2014



2014 Dunlop MSA Formula Ford Championship of Great Britain

ROUND 19 - CLASSIFICATION

POS	NO	CL	PIC NAME	NAT	ENTRY	LAPS	TIME	GAP	DIFF	MPH	BEST	ON
1	16	S	1 Ashley SUTTON	GBR	Mygale M12-SJ - Scholar - MBM Motorsport	23	20:18.091			86.12	51.969	13
2	6		1 Harrison SCOTT	GBR	Mygale M13 SJ - Swindon - Falcon Motorsport	23	20:24.478	6.387	6.387	85.67	52.395	9
3	11	S	2 Ricky COLLARD	GBR	Mygale M12-SJ - Swindon - Falcon Motorsport	23	20:29.244	11.153	4.766	85.34	52.513	18
4	2		2 Jayde KRUGER	RSA	Mygale M12 SJ - Mountune - JTR	23	20:31.333	13.242	2.089	85.19	52.980	6
5	18		3 Max MARSHALL	GBR	Mygale M12 SJ - Mountune - JTR	23	20:41.402	23.311	10.069	84.50	53.006	22
6	26		4 Juan ROSSO	ARG	Mygale M13-SJ - Mountune - Radical Motorsport	23	20:47.457	29.366	6.055	84.09	53.107	13
7	74		5 James ABBOTT	GBR	Mygale M13-SJ - Mountune - Radical Motorsport	23	20:53.876	35.785	6.419	83.66	53.566	13
8	25	S	3 Louise RICHARDSON	GBR	Mygale M12-SJ - Scholar - Richardson Racing	23	20:54.445	36.354	0.569	83.62	53.332	15
9	23	S	4 Chris MEALIN	GBR	Mygale M12-SJ - Swindon - Falcon Motorsport	23	20:55.452	37.361	1.007	83.55	53.149	22
10	88		6 Greg HOLLOWAY	AUS	Sinter LA12 - Scholar - SWB Motorsport	21	20:56.796	2 Laps	2 Laps	76.21	55.769	15

FASTEST LAP

16	S	Ashley SUTTON	GBR	Mygale M12-SJ - Scholar - MBM Motorsport	13	51.969	87.76 mph	141.24 kph
6		Harrison SCOTT	GBR	Mygale M13 SJ - Swindon - Falcon Motorsport	9	52.395	87.05 mph	140.09 kph

Weather / Track : Cloudy / Drying

These results are provisional until the conclusion of any judicial and technical matters.

Knockhill

Circuit Length = 1.2669 miles

Start: 17:05 Flag 17:25 End: 17:26

Clerk Of Course :

Timekeeper :

Results can be found at www.tsl-timing.com

Printed - 17:27 Saturday, 23 August 2014

2014 Dunlop MSA Formula Ford Championship of Great Britain

ROUND 19 - SECTOR ANALYSIS

SECTOR 1 = FL to I1, SECTOR 2 = I1 to I2, SECTOR 3 = I2 to FL, DIFF = Difference To Personal Best Lap

P1 16 S Ashley SUTTON		Mygale M12-SJ - Scholar - MBM Motorsport							
IDEAL LAP TIME : 51.666		BEST LAP TIME : 51.969		DIFFERENCE : 0.303					
LAP	SECTOR 1	SECTOR 2	SECTOR 3	LAP TIME	MPH	DIFF	TIME OF DAY		
1 -		22.316	114.1	15.621	107.7	57.731	79.00	5.762	17:06:07.200
2 -	16.986	21.639	115.1	15.177	107.8	53.802	84.77	1.833	17:07:01.002
3 -	16.956	21.674	115.1	15.007	107.8	53.637	85.03	1.668	17:07:54.639
4 -	16.769	21.521	114.9	14.792	108.4	53.082	85.92	1.113	17:08:47.721
5 -	16.646	21.291	116.1	14.911	108.2	52.848	86.30	0.879	17:09:40.569
6 -	16.598	21.234	116.1	14.679	108.4	52.511	86.86	0.542	17:10:33.080
7 -	16.517	21.206	115.9	15.017	108.4	52.740	86.48	0.771	17:11:25.820
8 -	16.536	21.158	116.5	14.753	108.7	52.447	86.96	0.478	17:12:18.267
9 -	16.327	21.188	115.5	14.771	108.2	52.286	87.23	0.317	17:13:10.553
10 -	16.425	21.464	115.5	14.816	107.5	52.705	86.54	0.736	17:14:03.258
11 -	16.389	21.057	115.9	14.740	108.4	52.186 (3)	87.40	0.217	17:14:55.444
12 -	16.396	20.968	115.9	14.827	107.7	52.191	87.39	0.222	17:15:47.635
13 -	16.295	20.895	116.5	14.779	108.0	51.969 (1)	87.76		17:16:39.604
14 -	16.302	21.206	116.3	14.708	107.7	52.216	87.35	0.247	17:17:31.820
15 -	16.433	21.454	114.9	14.719	108.0	52.606	86.70	0.637	17:18:24.426
16 -	16.470	21.330	114.1	14.882	108.0	52.682	86.57	0.713	17:19:17.108
17 -	16.677	21.405	115.7	15.066	107.3	53.148	85.81	1.179	17:20:10.256
18 -	16.773	21.355	115.3	14.792	108.0	52.920	86.18	0.951	17:21:03.176
19 -	16.639	21.402	115.1	14.832	107.3	52.873	86.26	0.904	17:21:56.049
20 -	16.901	21.573	114.7	14.760	108.0	53.234	85.68	1.265	17:22:49.283
21 -	16.882	21.517	115.1	14.871	107.7	53.270	85.62	1.301	17:23:42.553
22 -	16.846	21.455	115.5	14.724	107.5	53.025	86.01	1.056	17:24:35.578
23 -	16.231	21.211	115.9	14.540	107.5	51.982 (2)	87.74	0.013	17:25:27.560

P2 6 Harrison SCOTT		Mygale M13 SJ - Swindon - Falcon Motorsport							
IDEAL LAP TIME : 52.114		BEST LAP TIME : 52.395		DIFFERENCE : 0.281					
LAP	SECTOR 1	SECTOR 2	SECTOR 3	LAP TIME	MPH	DIFF	TIME OF DAY		
1 -		22.398	113.9	15.497	108.2	59.340	76.86	6.945	17:06:08.809
2 -	17.109	21.884	114.5	15.182	108.9	54.175	84.19	1.780	17:07:02.984
3 -	16.588	21.706	115.1	14.953	108.5	53.247	85.65	0.852	17:07:56.231
4 -	16.508	21.517	115.3	14.911	108.9	52.936	86.16	0.541	17:08:49.167
5 -	16.443	21.562	115.9	15.017	108.7	53.022	86.02	0.627	17:09:42.189
6 -	16.312	21.394	115.9	14.924	109.2	52.630	86.66	0.235	17:10:34.819
7 -	17.210	21.360	115.1	14.930	108.9	53.500	85.25	1.105	17:11:28.319
8 -	16.277	21.373	115.1	15.039	108.5	52.689	86.56	0.294	17:12:21.008
9 -	16.266	21.234	115.7	14.895	108.0	52.395 (1)	87.05		17:13:13.403
10 -	16.173	21.359	115.1	14.979	108.2	52.511	86.86	0.116	17:14:05.914
11 -	16.149	21.379	115.3	14.946	108.0	52.474 (3)	86.92	0.079	17:14:58.388
12 -	16.248	21.240	115.1	14.912	107.3	52.400 (2)	87.04	0.005	17:15:50.788
13 -	16.202	21.394	115.1	15.069	107.5	52.665	86.60	0.270	17:16:43.453
14 -	16.312	21.603	114.5	15.154	108.2	53.069	85.94	0.674	17:17:36.522
15 -	16.278	21.973	114.9	14.926	108.0	53.177	85.77	0.782	17:18:29.699
16 -	16.321	21.557	114.1	14.910	107.3	52.788	86.40	0.393	17:19:22.487
17 -	16.265	21.809	113.9	15.102	107.5	53.176	85.77	0.781	17:20:15.663
18 -	16.342	21.679	114.7	14.877	107.5	52.898	86.22	0.503	17:21:08.561
19 -	16.432	21.712	114.9	14.741	108.0	52.885	86.24	0.490	17:22:01.446
20 -	16.383	21.706	115.1	14.820	107.3	52.909	86.20	0.514	17:22:54.355
21 -	16.408	21.823	114.7	14.835	106.8	53.066	85.95	0.671	17:23:47.421
22 -	16.555	21.737	114.1	14.731	106.5	53.023	86.02	0.628	17:24:40.444
23 -	16.613	21.890	114.1	15.000	106.0	53.503	85.24	1.108	17:25:33.947

P3 11 S Ricky COLLARD		Mygale M12-SJ - Swindon - Falcon Motorsport							
IDEAL LAP TIME : 52.276		BEST LAP TIME : 52.513		DIFFERENCE : 0.237					
LAP	SECTOR 1	SECTOR 2	SECTOR 3	LAP TIME	MPH	DIFF	TIME OF DAY		
1 -		22.692	113.9	15.726	106.8	1:00.205	75.75	7.692	17:06:09.674
2 -	17.451	21.914	114.7	15.362	107.8	54.727	83.34	2.214	17:07:04.401
3 -	16.969	21.811	114.9	15.197	108.2	53.977	84.50	1.464	17:07:58.378
4 -	16.867	21.500	115.3	15.150	108.0	53.517	85.22	1.004	17:08:51.895

Weather / Track : Cloudy / Drying

Knockhill
Circuit Length = 1.2669 miles
Start: 17:05 Flag 17:25 End: 17:26

2014 Dunlop MSA Formula Ford Championship of Great Britain

ROUND 19 - SECTOR ANALYSIS

SECTOR 1 = FL to I1, SECTOR 2 = I1 to I2, SECTOR 3 = I2 to FL, DIFF = Difference To Personal Best Lap

5 -	16.846	21.384	115.3	14.984	108.2	53.214	85.71	0.701	17:09:45.109
6 -	16.824	21.384	115.1	15.152	108.9	53.360	85.47	0.847	17:10:38.469
7 -	16.913	21.406	115.3	14.886	108.7	53.205	85.72	0.692	17:11:31.674
8 -	16.746	21.184	116.1	15.077	108.7	53.007	86.04	0.494	17:12:24.681
9 -	16.699	21.303	116.1	14.848	108.0	52.850	86.30	0.337	17:13:17.531
10 -	16.615	21.391	115.5	14.965	107.7	52.971	86.10	0.458	17:14:10.502
11 -	16.544	21.214	115.3	14.866	108.0	52.624 (2)	86.67	0.111	17:15:03.126
12 -	16.430	21.304	116.3	14.993	109.1	52.727 (3)	86.50	0.214	17:15:55.853
13 -	16.431	21.422	116.1	15.305	107.2	53.158	85.80	0.645	17:16:49.011
14 -	16.473	21.322	116.1	14.966	108.7	52.761	86.44	0.248	17:17:41.772
15 -	16.377	21.495	115.9	15.071	107.5	52.943	86.15	0.430	17:18:34.715
16 -	16.513	21.391	114.5	14.902	107.7	52.806	86.37	0.293	17:19:27.521
17 -	16.546	21.381	114.9	14.865	108.0	52.792	86.39	0.279	17:20:20.313
18 -	16.361	21.340	115.9	14.812	107.5	52.513 (1)	86.85		17:21:12.826
19 -	16.424	21.636	115.5	14.880	107.5	52.940	86.15	0.427	17:22:05.766
20 -	16.457	21.517	116.1	14.832	107.5	52.806	86.37	0.293	17:22:58.572
21 -	16.521	21.405	115.3	14.840	107.7	52.766	86.44	0.253	17:23:51.338
22 -	16.632	21.904	114.5	15.392	106.3	53.928	84.57	1.415	17:24:45.266
23 -	17.094	21.622	115.9	14.731	107.7	53.447	85.33	0.934	17:25:38.713

P4	2	Jayde KRUGER	Mygale M12 SJ - Mountune - JTR						
IDEAL LAP TIME : 52.631		BEST LAP TIME : 52.980		DIFFERENCE : 0.349					

LAP	SECTOR 1	SECTOR 2	SECTOR 3	LAP TIME	MPH	DIFF	TIME OF DAY		
1 -		22.155	115.7	15.356	108.0	58.528	77.92	5.548	17:06:07.997
2 -	17.187	21.620	116.3	15.217	108.5	54.024	84.42	1.044	17:07:02.021
3 -	17.001	21.449	117.1	15.117	108.0	53.567	85.14	0.587	17:07:55.588
4 -	16.678	21.496	116.5	14.950	107.8	53.124	85.85	0.144	17:08:48.712
5 -	16.561	21.344	117.1	15.086	108.4	52.991 (2)	86.07	0.011	17:09:41.703
6 -	16.455	21.376	116.7	15.149	108.5	52.980 (1)	86.09		17:10:34.683
7 -	17.640	21.448	117.1	15.190	108.0	54.278	84.03	1.298	17:11:28.961
8 -	16.466	21.473	116.7	15.120	108.4	53.059	85.96	0.079	17:12:22.020
9 -	16.454	21.773	116.5	15.052	108.0	53.279	85.60	0.299	17:13:15.299
10 -	16.494	21.572	117.1	15.034	108.4	53.100	85.89	0.120	17:14:08.399
11 -	16.421	21.588	117.1	15.220	108.2	53.229	85.68	0.249	17:15:01.628
12 -	16.526	21.587	116.9	15.158	107.7	53.271	85.62	0.291	17:15:54.899
13 -	16.392	21.536	116.9	15.255	107.2	53.183	85.76	0.203	17:16:48.082
14 -	16.485	21.439	115.9	15.257	107.8	53.181	85.76	0.201	17:17:41.263
15 -	16.350	21.606	115.5	15.594	105.3	53.550	85.17	0.570	17:18:34.813
16 -	16.725	21.689	116.1	15.136	107.7	53.550	85.17	0.570	17:19:28.363
17 -	16.411	21.419	116.7	15.239	107.7	53.069	85.94	0.089	17:20:21.432
18 -	16.417	21.469	116.5	15.127	107.2	53.013	86.03	0.033	17:21:14.445
19 -	16.469	21.740	115.9	15.141	107.7	53.350	85.49	0.370	17:22:07.795
20 -	16.480	21.699	116.1	15.049	107.3	53.228	85.69	0.248	17:23:01.023
21 -	16.619	21.609	115.7	14.988	106.6	53.216	85.70	0.236	17:23:54.239
22 -	16.411	21.664	115.5	14.937	107.0	53.012 (3)	86.03	0.032	17:24:47.251
23 -	16.385	21.897	114.5	15.269	106.1	53.551	85.17	0.571	17:25:40.802

P5	18	Max MARSHALL	Mygale M12 SJ - Mountune - JTR						
IDEAL LAP TIME : 52.652		BEST LAP TIME : 53.006		DIFFERENCE : 0.354					

LAP	SECTOR 1	SECTOR 2	SECTOR 3	LAP TIME	MPH	DIFF	TIME OF DAY		
1 -		22.748	115.1	15.755	106.5	1:00.471	75.42	7.465	17:06:09.940
2 -	17.547	22.404	114.3	15.120	107.7	55.071	82.82	2.065	17:07:05.011
3 -	17.142	21.952	115.3	15.150	107.8	54.244	84.08	1.238	17:07:59.255
4 -	16.913	21.949	114.3	15.249	108.0	54.111	84.29	1.105	17:08:53.366
5 -	16.781	21.923	115.1	15.200	108.2	53.904	84.61	0.898	17:09:47.270
6 -	16.554	22.211	114.3	14.959	108.0	53.724	84.89	0.718	17:10:40.994
7 -	16.814	21.922	114.7	15.016	107.7	53.752	84.85	0.746	17:11:34.746
8 -	16.907	21.613	115.5	15.177	107.5	53.697	84.94	0.691	17:12:28.443
9 -	16.938	21.692	114.9	15.127	106.8	53.757	84.84	0.751	17:13:22.200
10 -	16.932	21.920	115.1	15.035	107.7	53.887	84.64	0.881	17:14:16.087
11 -	16.735	21.813	114.7	15.345	107.7	53.893	84.63	0.887	17:15:09.980
12 -	16.587	21.511	115.3	15.377	106.6	53.475	85.29	0.469	17:16:03.455
13 -	16.753	21.511	115.7	15.064	107.5	53.328	85.52	0.322	17:16:56.783

Weather / Track : Cloudy / Drying

Knockhill

Circuit Length = 1.2669 miles

Start: 17:05 Flag 17:25 End: 17:26

2014 Dunlop MSA Formula Ford Championship of Great Britain

ROUND 19 - SECTOR ANALYSIS

SECTOR 1 = FL to I1, SECTOR 2 = I1 to I2, SECTOR 3 = I2 to FL, DIFF = Difference To Personal Best Lap

14 -	16.577	21.420	115.3	15.189	106.6	53.186	(3)	85.75	0.180	17:17:49.969
15 -	16.601	21.744	114.3	15.244	107.0	53.589		85.11	0.583	17:18:43.558
16 -	16.805	21.591	115.1	15.056	107.7	53.452		85.33	0.446	17:19:37.010
17 -	16.574	21.559	115.3	14.888	108.0	53.021	(2)	86.02	0.015	17:20:30.031
18 -	16.751	21.634	115.5	15.302	106.3	53.687		84.95	0.681	17:21:23.718
19 -	16.435	21.989	114.7	14.906	107.5	53.330		85.52	0.324	17:22:17.048
20 -	16.698	21.694	115.3	15.198	107.7	53.590		85.11	0.584	17:23:10.638
21 -	16.344	22.206	113.9	15.132	108.0	53.682		84.96	0.676	17:24:04.320
22 -	16.417	21.687	114.5	14.902	106.8	53.006	(1)	86.04		17:24:57.326
23 -	16.445	22.005	114.3	15.095	107.5	53.545		85.18	0.539	17:25:50.871

P6 26 Juan ROSSO

Mygale M13-SJ - Mountune - Radical Motorsport

IDEAL LAP TIME : 52.909

BEST LAP TIME : 53.107

DIFFERENCE : 0.198

LAP	SECTOR 1	SECTOR 2	SECTOR 3	LAP TIME	MPH	DIFF	TIME OF DAY			
1 -		23.179	112.2	15.983	107.0	1:01.962	73.61	8.855	17:06:11.431	
2 -	17.895	22.499	113.7	15.527	106.5	55.921	81.56	2.814	17:07:07.352	
3 -	17.440	22.290	113.5	15.747	107.0	55.477	82.21	2.370	17:08:02.829	
4 -	17.212	21.819	113.9	15.537	106.6	54.568	83.58	1.461	17:08:57.397	
5 -	17.009	21.628	113.9	15.320	107.0	53.957	84.53	0.850	17:09:51.354	
6 -	16.799	21.455	114.5	15.425	107.3	53.679	84.97	0.572	17:10:45.033	
7 -	16.859	21.640	114.3	15.281	107.5	53.780	84.81	0.673	17:11:38.813	
8 -	16.716	21.673	113.7	15.439	106.1	53.828	84.73	0.721	17:12:32.641	
9 -	16.737	21.485	114.1	15.156	107.5	53.378	(3)	85.44	0.271	17:13:26.019
10 -	16.602	21.596	114.1	15.577	107.2	53.775	84.81	0.668	17:14:19.794	
11 -	16.602	21.431	114.3	15.270	107.0	53.303	(2)	85.56	0.196	17:15:13.097
12 -	16.508	21.345	114.3	15.563	105.5	53.416	85.38	0.309	17:16:06.513	
13 -	16.408	21.497	113.9	15.202	107.5	53.107	(1)	85.88		17:16:59.620
14 -	16.667	21.555	114.1	15.262	107.5	53.484	85.27	0.377	17:17:53.104	
15 -	16.498	21.659	114.1	15.296	106.8	53.453	85.32	0.346	17:18:46.557	
16 -	16.566	21.635	113.7	15.706	106.6	53.907	84.61	0.800	17:19:40.464	
17 -	16.570	21.514	114.1	15.375	105.0	53.459	85.31	0.352	17:20:33.923	
18 -	16.682	21.754	113.9	15.404	104.8	53.840	84.71	0.733	17:21:27.763	
19 -	16.589	21.719	114.5	15.334	105.0	53.642	85.02	0.535	17:22:21.405	
20 -	16.751	21.859	113.7	15.247	107.0	53.857	84.68	0.750	17:23:15.262	
21 -	17.258	21.692	113.9	15.252	106.3	54.202	84.15	1.095	17:24:09.464	
22 -	16.660	21.740	113.9	15.227	106.3	53.627	85.05	0.520	17:25:03.091	
23 -	16.716	21.786	113.5	15.333	106.0	53.835	84.72	0.728	17:25:56.926	

P7 74 James ABBOTT

Mygale M13-SJ - Mountune - Radical Motorsport

IDEAL LAP TIME : 53.242

BEST LAP TIME : 53.566

DIFFERENCE : 0.324

LAP	SECTOR 1	SECTOR 2	SECTOR 3	LAP TIME	MPH	DIFF	TIME OF DAY			
1 -		24.529	108.5	15.837	106.1	1:02.784	72.64	9.218	17:06:12.253	
2 -	18.142	22.298	113.3	15.634	106.6	56.074	81.34	2.508	17:07:08.327	
3 -	17.321	22.294	114.3	15.568	107.2	55.183	82.65	1.617	17:08:03.510	
4 -	17.118	22.204	113.3	15.476	107.0	54.798	83.23	1.232	17:08:58.308	
5 -	16.906	22.037	113.3	15.331	107.0	54.274	84.03	0.708	17:09:52.582	
6 -	16.786	21.642	114.1	15.313	107.3	53.741	84.87	0.175	17:10:46.323	
7 -	16.677	21.694	114.5	15.326	107.3	53.697	84.94	0.131	17:11:40.020	
8 -	16.734	21.616	113.9	15.327	107.2	53.677	84.97	0.111	17:12:33.697	
9 -	16.758	21.647	115.3	15.332	106.6	53.737	84.87	0.171	17:13:27.434	
10 -	16.598	21.660	113.7	15.311	106.8	53.569	(2)	85.14	0.003	17:14:21.003
11 -	17.133	22.144	114.3	15.335	105.8	54.612	83.51	1.046	17:15:15.615	
12 -	16.720	21.883	115.1	15.341	106.8	53.944	84.55	0.378	17:16:09.559	
13 -	16.642	21.575	114.9	15.349	107.2	53.566	(1)	85.14		17:17:03.125
14 -	16.864	21.774	113.7	15.475	106.8	54.113	84.28	0.547	17:17:57.238	
15 -	16.649	21.862	114.1	15.456	106.5	53.967	84.51	0.401	17:18:51.205	
16 -	16.718	21.837	114.5	15.365	107.2	53.920	84.59	0.354	17:19:45.125	
17 -	16.854	21.885	114.3	15.236	106.6	53.975	84.50	0.409	17:20:39.100	
18 -	16.768	21.912	114.5	15.236	107.2	53.916	84.59	0.350	17:21:33.016	
19 -	16.797	22.511	114.1	15.337	106.3	54.645	83.46	1.079	17:22:27.661	
20 -	16.721	21.951	114.7	15.191	107.3	53.863	84.67	0.297	17:23:21.524	
21 -	16.674	21.868	115.1	15.123	107.5	53.665	(3)	84.99	0.099	17:24:15.189
22 -	16.689	21.860	113.9	15.159	107.3	53.708	84.92	0.142	17:25:08.897	

Knockhill

Circuit Length = 1.2669 miles

Start: 17:05 Flag 17:25 End: 17:26

Weather / Track : Cloudy / Drying

2014 Dunlop MSA Formula Ford Championship of Great Britain

ROUND 19 - SECTOR ANALYSIS

SECTOR 1 = FL to I1, SECTOR 2 = I1 to I2, SECTOR 3 = I2 to FL, DIFF = Difference To Personal Best Lap

23 - 16.815 22.564 113.5 **15.069** **108.0** 54.448 83.77 0.882 17:26:03.345

P8 25 S Louise RICHARDSON		Mygale M12-SJ - Scholar - Richardson Racing							
IDEAL LAP TIME : 53.242		BEST LAP TIME : 53.332		DIFFERENCE : 0.090					
LAP	SECTOR 1	SECTOR 2	SECTOR 3	LAP TIME	MPH	DIFF	TIME OF DAY		
1 -		23.485	109.2	16.386	105.6	1:03.493	71.83	10.161	17:06:12.962
2 -	18.114	22.963	113.1	15.919	106.5	56.996	80.02	3.664	17:07:09.958
3 -	17.550	22.474	113.5	15.785	106.6	55.809	81.72	2.477	17:08:05.767
4 -	17.237	22.168	114.3	15.470	106.1	54.875	83.11	1.543	17:09:00.642
5 -	16.866	22.010	114.3	15.561	107.2	54.437	83.78	1.105	17:09:55.079
6 -	16.893	21.882	113.1	15.461	106.0	54.236	84.09	0.904	17:10:49.315
7 -	16.617	21.846	113.9	15.450	106.1	53.913	84.60	0.581	17:11:43.228
8 -	16.620	21.857	113.9	15.241	106.6	53.718	84.90	0.386	17:12:36.946
9 -	16.604	21.825	114.7	15.154	106.1	53.583	85.12	0.251	17:13:30.529
10 -	16.565	21.987	114.3	15.414	106.1	53.966	84.51	0.634	17:14:24.495
11 -	16.617	21.897	114.3	15.202	106.0	53.716	84.91	0.384	17:15:18.211
12 -	16.562	22.003	114.3	15.337	105.8	53.902	84.61	0.570	17:16:12.113
13 -	16.532	21.734	114.7	15.158	106.6	53.424 (2)	85.37	0.092	17:17:05.537
14 -	16.472	21.794	113.3	15.191	106.6	53.457 (3)	85.32	0.125	17:17:58.994
15 -	16.535	21.663	114.1	15.134	106.3	53.332 (1)	85.52		17:18:52.326
16 -	16.522	21.847	114.7	15.125	106.8	53.494	85.26	0.162	17:19:45.820
17 -	16.525	22.244	114.1	15.295	105.6	54.064	84.36	0.732	17:20:39.884
18 -	16.491	21.924	114.3	15.238	106.1	53.653	85.01	0.321	17:21:33.537
19 -	16.597	22.499	114.3	15.489	106.3	54.585	83.55	1.253	17:22:28.122
20 -	16.460	22.213	114.1	15.284	106.1	53.957	84.53	0.625	17:23:22.079
21 -	16.518	21.931	113.5	15.119	107.0	53.568	85.14	0.236	17:24:15.647
22 -	16.522	21.946	113.9	15.217	106.3	53.685	84.96	0.353	17:25:09.332
23 -	16.581	22.613	113.9	15.388	106.3	54.582	83.56	1.250	17:26:03.914

P9 23 S Chris MEALIN		Mygale M12-SJ - Swindon - Falcon Motorsport							
IDEAL LAP TIME : 52.860		BEST LAP TIME : 53.149		DIFFERENCE : 0.289					
LAP	SECTOR 1	SECTOR 2	SECTOR 3	LAP TIME	MPH	DIFF	TIME OF DAY		
1 -		23.798	109.8	15.863	106.5	1:07.144	67.92	13.995	17:06:16.613
2 -	18.160	23.102	111.6	15.381	107.8	56.643	80.52	3.494	17:07:13.256
3 -	17.473	22.480	110.9	15.552	107.7	55.505	82.17	2.356	17:08:08.761
4 -	17.323	22.118	112.9	15.500	106.8	54.941	83.01	1.792	17:09:03.702
5 -	17.021	22.084	114.5	15.219	108.0	54.324	83.96	1.175	17:09:58.026
6 -	17.063	21.947	114.3	15.378	107.7	54.388	83.86	1.239	17:10:52.414
7 -	16.985	21.872	114.5	15.730	107.2	54.587	83.55	1.438	17:11:47.001
8 -	16.881	21.750	112.9	15.382	107.3	54.013	84.44	0.864	17:12:41.014
9 -	16.666	21.876	114.1	15.290	108.0	53.832	84.72	0.683	17:13:34.846
10 -	16.713	21.774	113.3	15.363	106.1	53.850	84.70	0.701	17:14:28.696
11 -	16.982	21.968	113.1	15.077	106.8	54.027	84.42	0.878	17:15:22.723
12 -	16.712	21.852	114.3	15.391	107.0	53.955	84.53	0.806	17:16:16.678
13 -	16.627	21.698	113.7	15.082	107.5	53.407	85.40	0.258	17:17:10.085
14 -	16.613	21.722	113.9	15.205	107.8	53.540	85.19	0.391	17:18:03.625
15 -	16.563	21.699	114.5	15.039	107.0	53.301	85.57	0.152	17:18:56.926
16 -	16.539	21.744	114.7	15.056	107.5	53.339	85.51	0.190	17:19:50.265
17 -	16.642	21.576	113.9	15.011	107.0	53.229 (2)	85.68	0.080	17:20:43.494
18 -	16.824	21.875	113.1	15.195	107.5	53.894	84.63	0.745	17:21:37.388
19 -	16.496	21.779	113.3	15.031	107.5	53.306	85.56	0.157	17:22:30.694
20 -	16.588	22.228	112.9	14.847	107.0	53.663	84.99	0.514	17:23:24.357
21 -	16.618	21.699	113.9	14.981	106.8	53.298 (3)	85.57	0.149	17:24:17.655
22 -	16.596	21.765	113.9	14.788	108.2	53.149 (1)	85.81		17:25:10.804
23 -	16.631	22.475	112.4	15.011	106.5	54.117	84.28	0.968	17:26:04.921

P10 88 Greg HOLLOWAY		Sinter LA12 - Scholar - SWB Motorsport							
IDEAL LAP TIME : 55.561		BEST LAP TIME : 55.769		DIFFERENCE : 0.208					
LAP	SECTOR 1	SECTOR 2	SECTOR 3	LAP TIME	MPH	DIFF	TIME OF DAY		
1 -		26.211	100.7	16.553	103.8	1:08.789	66.30	13.020	17:06:18.258
2 -	19.114	23.867	110.5	15.807	105.8	58.788	77.58	3.019	17:07:17.046
3 -	18.406	23.404	111.1	15.927	106.5	57.737	78.99	1.968	17:08:14.783

Knockhill

Circuit Length = 1.2669 miles

Start: 17:05 Flag 17:25 End: 17:26

Weather / Track : Cloudy / Drying

2014 Dunlop MSA Formula Ford Championship of Great Britain

ROUND 19 - SECTOR ANALYSIS

SECTOR 1 = FL to I1, SECTOR 2 = I1 to I2, SECTOR 3 = I2 to FL, DIFF = Difference To Personal Best Lap

4 -	18.138	23.138	112.4	15.966	105.5	57.242	79.68	1.473	17:09:12.025
5 -	17.794	22.903	113.5	15.725	106.0	56.422	80.83	0.653	17:10:08.447
6 -	17.812	23.184	112.9	16.659	100.7	57.655	79.11	1.886	17:11:06.102
7 -	17.986	23.091	113.9	15.875	106.0	56.952	80.08	1.183	17:12:03.054
8 -	17.812	22.718	113.9	15.721	105.5	56.251	81.08	0.482	17:12:59.305
9 -	17.855	1:06.828	79.6	17.393	105.1	1:42.076	44.68	46.307	17:14:41.381
10 -	18.453	23.495	113.1	16.096	105.6	58.044	78.58	2.275	17:15:39.425
11 -	18.027	23.170	113.9	15.483	106.8	56.680	80.47	0.911	17:16:36.105
12 -	17.906	24.339	110.1	15.601	105.8	57.846	78.84	2.077	17:17:33.951
13 -	17.832	23.992	113.1	15.812	106.6	57.636	79.13	1.867	17:18:31.587
14 -	17.826	23.793	91.0	16.175	106.1	57.794	78.92	2.025	17:19:29.381
15 -	17.721	22.758	114.5	15.290	106.8	55.769 (1)	81.78		17:20:25.150
16 -	17.819	23.057	114.3	15.338	105.6	56.214	81.13	0.445	17:21:21.364
17 -	17.762	24.034	113.3	15.363	106.1	57.159	79.79	1.390	17:22:18.523
18 -	17.641	22.679	114.5	15.580	106.0	55.900 (2)	81.59	0.131	17:23:14.423
19 -	18.721	22.711	114.7	15.241	107.2	56.673	80.48	0.904	17:24:11.096
20 -	17.723	22.798	115.1	15.481	106.5	56.002 (3)	81.44	0.233	17:25:07.098
21 -	17.826	25.754	109.4	15.587	106.8	59.167	77.08	3.398	17:26:06.265

2014 Dunlop MSA Formula Ford Championship of Great Britain

ROUND 19 - BEST SPEEDS

POS	SECTOR 1			SECTOR 2			FINISH LINE		
	NO	NAME	MPH	NO	NAME	MPH	NO	NAME	MPH
1				2	Jayde KRUGER	117.1	6	Harrison SCOTT	109.2
2				16	Ashley SUTTON	116.5	11	Ricky COLLARD	109.1
3				11	Ricky COLLARD	116.3	16	Ashley SUTTON	108.7
4				6	Harrison SCOTT	115.9	2	Jayde KRUGER	108.5
5				18	Max MARSHALL	115.7	18	Max MARSHALL	108.2
6				74	James ABBOTT	115.3	23	Chris MEALIN	108.2
7				88	Greg HOLLOWAY	115.1	74	James ABBOTT	108.0
8				23	Chris MEALIN	114.7	26	Juan ROSSO	107.5
9				25	Louise RICHARDSON	114.7	88	Greg HOLLOWAY	107.2
10				26	Juan ROSSO	114.5	25	Louise RICHARDSON	107.2

Weather / Track : Cloudy / Drying

Results can be found at www.tsl-timing.com

Knockhill

Circuit Length = 1.2669 miles

Start: 17:05 Flag 17:25 End: 17:26

Printed - 17:26 Saturday, 23 August 2014

2014 Dunlop MSA Formula Ford Championship of Great Britain

ROUND 19 - BEST SECTORS

SECTOR 1			SECTOR 2			SECTOR 3			IDEAL / BEST COMPARISON						
POS	NO	NAME	TIME	NO	NAME	TIME	NO	NAME	TIME	POS	NO	NAME	IDEAL	BEST	DIFF
1	6	SCOTT	16.149	16	SUTTON	20.895	16	SUTTON	14.540				PERFECT LAP	51.584	
2	16	SUTTON	16.231	11	COLLARD	21.184	6	SCOTT	14.731	1	16	SUTTON	51.666	51.969	0.303
3	18	MARSHALL	16.344	6	SCOTT	21.234	11	COLLARD	14.731	2	6	SCOTT	52.114	52.395	0.281
4	2	KRUGER	16.350	2	KRUGER	21.344	23	MEALIN	14.788	3	11	COLLARD	52.276	52.513	0.237
5	11	COLLARD	16.361	26	ROSSO	21.345	18	MARSHALL	14.888	4	2	KRUGER	52.631	52.980	0.349
6	26	ROSSO	16.408	18	MARSHALL	21.420	2	KRUGER	14.937	5	18	MARSHALL	52.652	53.006	0.354
7	25	RICHARDSON	16.460	74	ABBOTT	21.575	74	ABBOTT	15.069	6	23	MEALIN	52.860	53.149	0.289
8	23	MEALIN	16.496	23	MEALIN	21.576	25	RICHARDSON	15.119	7	26	ROSSO	52.909	53.107	0.198
9	74	ABBOTT	16.598	25	RICHARDSON	21.663	26	ROSSO	15.156	8	74	ABBOTT	53.242	53.566	0.324
10	88	HOLLOWAY	17.641	88	HOLLOWAY	22.679	88	HOLLOWAY	15.241	9	25	RICHARDSON	53.242	53.332	0.090
										10	88	HOLLOWAY	55.561	55.769	0.208

Weather / Track : Cloudy / Drying

Results can be found at www.tsl-timing.com

Knockhill

Circuit Length = 1.2669 miles

Start: 17:05 Flag 17:25 End: 17:26

Printed - 17:26 Saturday, 23 August 2014

2014 Dunlop MSA Formula Ford Championship of Great Britain

ROUND 19 - LAP CHART

LAP 1 @ 17:06:07.200			LAP 2 @ 17:07:01.002			LAP 3 @ 17:07:54.639			LAP 4 @ 17:08:47.721			LAP 5 @ 17:09:40.569		
NO	BEHIND	LAP TIME	NO	BEHIND	LAP TIME	NO	BEHIND	LAP TIME	NO	BEHIND	LAP TIME	NO	BEHIND	LAP TIME
16		57.731	16		53.802	16		53.637	16		53.082	16		52.848
2	0.797	58.528	2	1.019	54.024	2	0.949	53.567	2	0.991	53.124	2	1.134	52.991
6	1.609	59.340	6	1.982	54.175	6	1.592	53.247	6	1.446	52.936	6	1.620	53.022
11	2.474	1:00.205	11	3.399	54.727	11	3.739	53.977	11	4.174	53.517	11	4.540	53.214
18	2.740	1:00.471	18	4.009	55.071	18	4.616	54.244	18	5.645	54.111	18	6.701	53.904
26	4.231	1:01.962	26	6.350	55.921	26	8.190	55.477	26	9.676	54.568	26	10.785	53.957
74	5.053	1:02.784	74	7.325	56.074	74	8.871	55.183	74	10.587	54.798	74	12.013	54.274
25	5.762	1:03.493	25	8.956	56.996	25	11.128	55.809	25	12.921	54.875	25	14.510	54.437
23	9.413	1:07.144	23	12.254	56.643	23	14.122	55.505	23	15.981	54.941	23	17.457	54.324
88	11.058	1:08.789	88	16.044	58.788	88	20.144	57.737	88	24.304	57.242	88	27.878	56.422

Weather / Track : Cloudy / Drying

Results can be found at www.tsl-timing.com

Page 1 of 5

Knockhill
Circuit Length = 1.2669 miles
Start: 17:05 Flag 17:25 End: 17:26

Printed - 17:26 Saturday, 23 August 2014

2014 Dunlop MSA Formula Ford Championship of Great Britain

ROUND 19 - LAP CHART

LAP 6 @ 17:10:33.080			LAP 7 @ 17:11:25.820			LAP 8 @ 17:12:18.267			LAP 9 @ 17:13:10.553			LAP 10 @ 17:14:03.258		
NO	BEHIND	LAP TIME	NO	BEHIND	LAP TIME	NO	BEHIND	LAP TIME	NO	BEHIND	LAP TIME	NO	BEHIND	LAP TIME
16		52.511	16		52.740	16		52.447	16		52.286	16		52.705
2	1.603	52.980	6	2.499	53.500	6	2.741	52.689	6	2.850	52.395	6	2.656	52.511
6	1.739	52.630	2	3.141	54.278	2	3.753	53.059	2	4.746	53.279	2	5.141	53.100
11	5.389	53.360	11	5.854	53.205	11	6.414	53.007	11	6.978	52.850	11	7.244	52.971
18	7.914	53.724	18	8.926	53.752	18	10.176	53.697	18	11.647	53.757	18	12.829	53.887
26	11.953	53.679	26	12.993	53.780	26	14.374	53.828	26	15.466	53.378	26	16.536	53.775
74	13.243	53.741	74	14.200	53.697	74	15.430	53.677	74	16.881	53.737	74	17.745	53.569
25	16.235	54.236	25	17.408	53.913	25	18.679	53.718	25	19.976	53.583	25	21.237	53.966
23	19.334	54.388	23	21.181	54.587	23	22.747	54.013	23	24.293	53.832	23	25.438	53.850
88	33.022	57.655	88	37.234	56.952	88	41.038	56.251				88	1 Lap	1:42.076

Weather / Track : Cloudy / Drying

Results can be found at www.tsl-timing.com

Page 2 of 5

Knockhill

Circuit Length = 1.2669 miles

Start: 17:05 Flag 17:25 End: 17:26

Printed - 17:26 Saturday, 23 August 2014

2014 Dunlop MSA Formula Ford Championship of Great Britain

ROUND 19 - LAP CHART

LAP 11 @ 17:14:55.444			LAP 12 @ 17:15:47.635			LAP 13 @ 17:16:39.604			LAP 14 @ 17:17:31.820			LAP 15 @ 17:18:24.426		
NO	BEHIND	LAP TIME	NO	BEHIND	LAP TIME	NO	BEHIND	LAP TIME	NO	BEHIND	LAP TIME	NO	BEHIND	LAP TIME
16		52.186	16		52.191	16		51.969	16		52.216	16		52.606
6	2.944	52.474	6	3.153	52.400	6	3.849	52.665	88	2 Laps	57.846	6	5.273	53.177
2	6.184	53.229	2	7.264	53.271	2	8.478	53.183	6	4.702	53.069	88	2 Laps	57.636
11	7.682	52.624	11	8.218	52.727	11	9.407	53.158	2	9.443	53.181	11	10.289	52.943
18	14.536	53.893	18	15.820	53.475	18	17.179	53.328	11	9.952	52.761	2	10.387	53.550
26	17.653	53.303	26	18.878	53.416	26	20.016	53.107	18	18.149	53.186	18	19.132	53.589
74	20.171	54.612	74	21.924	53.944	74	23.521	53.566	26	21.284	53.484	26	22.131	53.453
25	22.767	53.716	25	24.478	53.902	25	25.933	53.424	74	25.418	54.113	74	26.779	53.967
23	27.279	54.027	23	29.043	53.955	23	30.481	53.407	25	27.174	53.457	25	27.900	53.332
88	1 Lap	58.044	88	1 Lap	56.680				23	31.805	53.540	23	32.500	53.301

Weather / Track : Cloudy / Drying

Results can be found at www.tsl-timing.com

Page 3 of 5

Knockhill
 Circuit Length = 1.2669 miles
 Start: 17:05 Flag 17:25 End: 17:26

Printed - 17:26 Saturday, 23 August 2014

2014 Dunlop MSA Formula Ford Championship of Great Britain

ROUND 19 - LAP CHART

LAP 16 @ 17:19:17.108			LAP 17 @ 17:20:10.256			LAP 18 @ 17:21:03.176			LAP 19 @ 17:21:56.049			LAP 20 @ 17:22:49.283		
NO	BEHIND	LAP TIME	NO	BEHIND	LAP TIME	NO	BEHIND	LAP TIME	NO	BEHIND	LAP TIME	NO	BEHIND	LAP TIME
16		52.682	16		53.148	16		52.920	16		52.873	16		53.234
6	5.379	52.788	6	5.407	53.176	6	5.385	52.898	6	5.397	52.885	6	5.072	52.909
11	10.413	52.806	11	10.057	52.792	11	9.650	52.513	11	9.717	52.940	11	9.289	52.806
2	11.255	53.550	2	11.176	53.069	2	11.269	53.013	2	11.746	53.350	2	11.740	53.228
88	2 Laps	57.794	88	2 Laps	55.769	88	2 Laps	56.214	18	20.999	53.330	18	21.355	53.590
18	19.902	53.452	18	19.775	53.021	18	20.542	53.687	88	2 Laps	57.159	88	2 Laps	55.900
26	23.356	53.907	26	23.667	53.459	26	24.587	53.840	26	25.356	53.642	26	25.979	53.857
74	28.017	53.920	74	28.844	53.975	74	29.840	53.916	74	31.612	54.645	74	32.241	53.863
25	28.712	53.494	25	29.628	54.064	25	30.361	53.653	25	32.073	54.585	25	32.796	53.957
23	33.157	53.339	23	33.238	53.229	23	34.212	53.894	23	34.645	53.306	23	35.074	53.663

Weather / Track : Cloudy / Drying

Results can be found at www.tsl-timing.com

Page 4 of 5

Knockhill
 Circuit Length = 1.2669 miles
 Start: 17:05 Flag 17:25 End: 17:26

Printed - 17:26 Saturday, 23 August 2014

2014 Dunlop MSA Formula Ford Championship of Great Britain

ROUND 19 - LAP CHART

LAP 21 @ 17:23:42.553			LAP 22 @ 17:24:35.578			LAP 23 @ 17:25:27.560		
NO	BEHIND	LAP TIME	NO	BEHIND	LAP TIME	NO	BEHIND	LAP TIME
16		53.270	16		53.025	16		51.982
6	4.868	53.066	6	4.866	53.023	6	6.387	53.503
11	8.785	52.766	11	9.688	53.928	11	11.153	53.447
2	11.686	53.216	2	11.673	53.012	2	13.242	53.551
18	21.767	53.682	18	21.748	53.006	18	23.311	53.545
26	26.911	54.202	26	27.513	53.627	26	29.366	53.835
88	2 Laps	56.673	88	2 Laps	56.002	74	35.785	54.448
74	32.636	53.665	74	33.319	53.708	25	36.354	54.582
25	33.094	53.568	25	33.754	53.685	23	37.361	54.117
23	35.102	53.298	23	35.226	53.149	88	2 Laps	59.167

Weather / Track : Cloudy / Drying

Results can be found at www.tsl-timing.com

Page 5 of 5

Knockhill
Circuit Length = 1.2669 miles
Start: 17:05 Flag 17:25 End: 17:26

Printed - 17:26 Saturday, 23 August 2014

2014 Dunlop MSA Formula Ford Championship of Great Britain

ROUND 19 - POSITION CHART

No	Name	Lap																							
		Pos	1	2	3	4	5	6	7	8	9	10	11	12	13	14	15	16	17	18	19	20	21	22	23
16	SUTTON	1	16	16	16	16	16	16	16	16	16	16	16	16	16	16	16	16	16	16	16	16	16	16	16
2	KRUGER	2	2	2	2	2	2	2	6	6	6	6	6	6	6	6	6	6	6	6	6	6	6	6	6
6	SCOTT	3	6	6	6	6	6	6	2	2	2	2	2	2	2	2	11	11	11	11	11	11	11	11	
18	MARSHALL	4	11	11	11	11	11	11	11	11	11	11	11	11	11	11	2	2	2	2	2	2	2	2	
11	COLLARD	5	18	18	18	18	18	18	18	18	18	18	18	18	18	18	18	18	18	18	18	18	18	18	
74	ABBOTT	6	26	26	26	26	26	26	26	26	26	26	26	26	26	26	26	26	26	26	26	26	26	26	
26	ROSSO	7	74	74	74	74	74	74	74	74	74	74	74	74	74	74	74	74	74	74	74	74	74	74	
25	RICHARDSON	8	25	25	25	25	25	25	25	25	25	25	25	25	25	25	25	25	25	25	25	25	25	25	
23	MEALIN	9	23	23	23	23	23	23	23	23	23	23	23	23	23	23	23	23	23	23	23	23	23	23	
88	HOLLOWAY	10	88	88	88	88	88	88	88	88	88	88	88	88	88	88	88	88	88	88	88	88	88	88	

Weather / Track : Cloudy / Drying

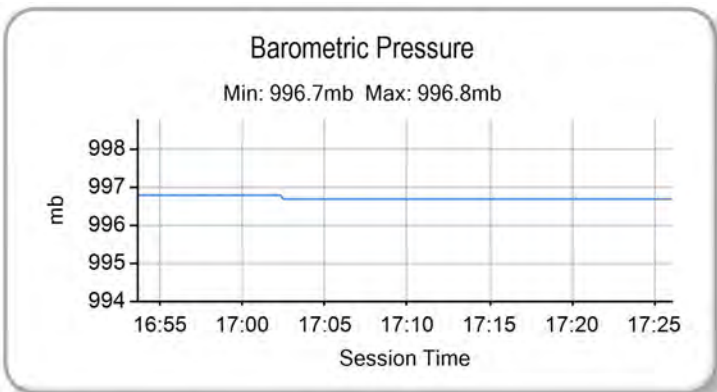
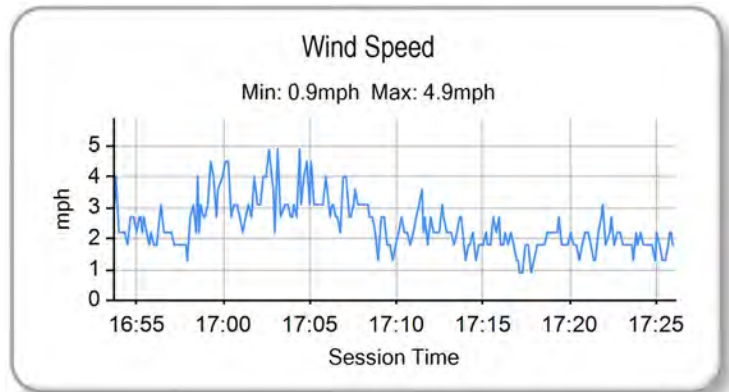
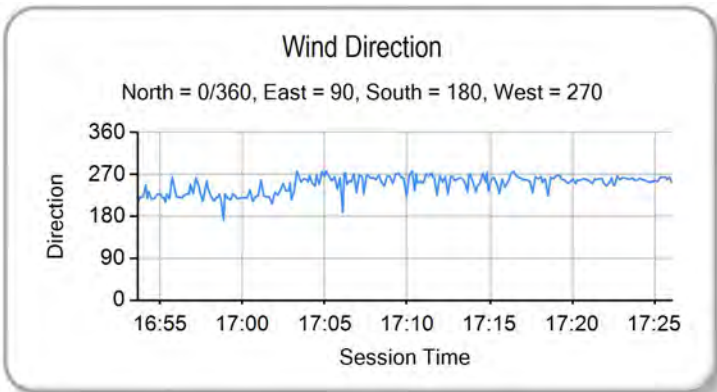
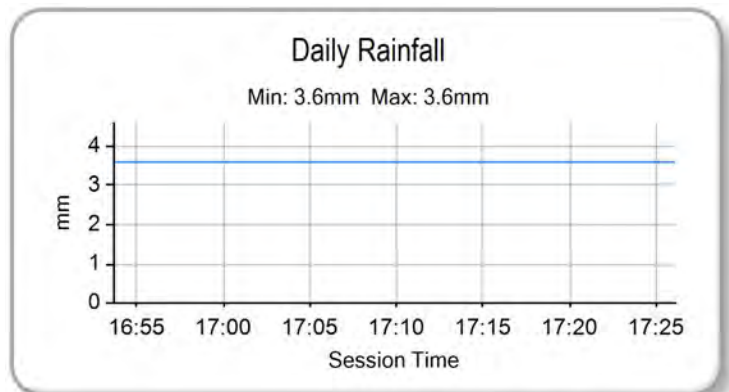
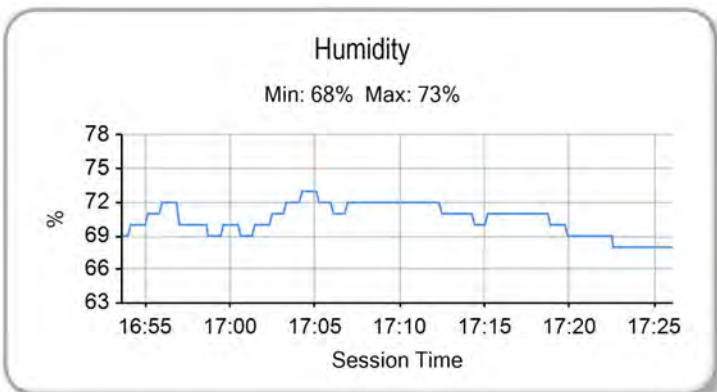
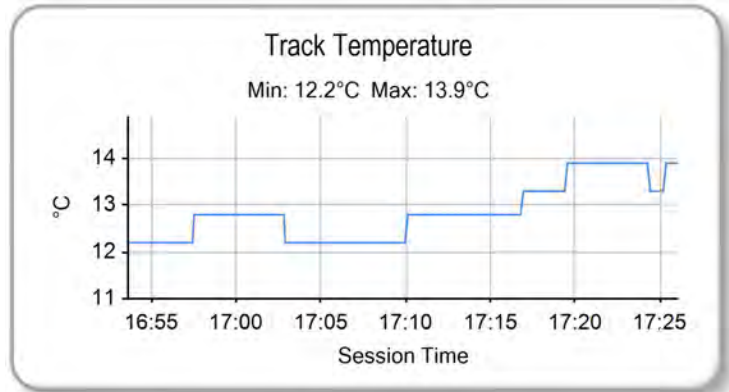
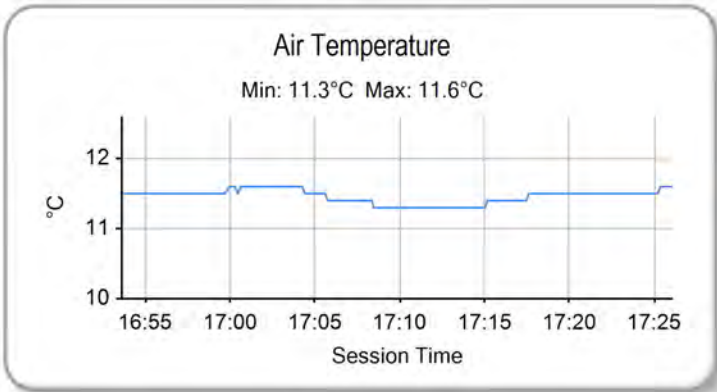
Results can be found at www.tsl-timing.com

Knockhill
 Circuit Length = 1.2669 miles
 Start: 17:05 Flag 17:25 End: 17:26

Printed - 17:27 Saturday, 23 August 2014

2014 Dunlop MSA Formula Ford Championship of Great Britain

ROUND 19 - WEATHER CONDITIONS



Weather / Track : Cloudy / Drying

Results can be found at www.tsl-timing.com

Knockhill
Circuit Length = 1.2669 miles
Start: 17:05 Flag 17:25 End: 17:26

Printed - 17:27 Saturday, 23 August 2014



2014 Dunlop MSA Formula Ford Championship of Great Britain

ROUND 20 - GRID

ROW 5	9	23 Chris MEALIN	10	88 Greg HOLLOWAY
ROW 4	7	74 James ABBOTT	8	25 Louise RICHARDSON
ROW 3	5	16 Ashley SUTTON	6	26 Juan ROSSO
ROW 2	3	11 Ricky COLLARD	4	6 Harrison SCOTT
ROW 1	1	18 Max MARSHALL Pole	2	2 Jayde KRUGER

Knockhill
Circuit Length = 1.2669 miles

These results are provisional until the conclusion of any judicial and technical matters.

Clerk Of Course :		Timekeeper :
-------------------	--	--------------

Results can be found at www.tsl-timing.com

Printed - 17:30 Saturday, 23 August 2014





2014 Dunlop MSA Formula Ford Championship of Great Britain

ROUND 20 - CLASSIFICATION

POS	NO	CL	PIC NAME	NAT	ENTRY	LAPS	TIME	GAP	DIFF	MPH	BEST	ON
1	2		1 Jayde KRUGER	RSA	Mygale M12-SJ - Mountune - JTR	25	20:38.286			92.08	48.935	6
2	18		2 Max MARSHALL	GBR	Mygale M12-SJ - Mountune - JTR	25	20:44.950	6.664	6.664	91.59	49.047	8
3	6		3 Harrison SCOTT	GBR	Mygale M13-SJ - Swindon - Falcon Motorsport	25	20:50.635	12.349	5.685	91.17	49.257	10
4	11	S	1 Ricky COLLARD	GBR	Mygale M12-SJ - Swindon - Falcon Motorsport	25	20:53.269	14.983	2.634	90.98	49.230	10
5	26		4 Juan ROSSO	ARG	Mygale M13-SJ - Mountune - Radical Motorsport	25	20:53.752	15.466	0.483	90.94	49.323	12
6	74		5 James ABBOTT	GBR	Mygale M13-SJ - Mountune - Radical Motorsport	25	21:03.783	25.497	10.031	90.22	49.538	11
7	25	S	2 Louise RICHARDSON	GBR	Mygale M12-SJ - Scholar - Richardson Racing	25	21:23.919	45.633	20.136	88.81	49.851	5
8	88		6 Greg HOLLOWAY	AUS	Sinter LA12 - Scholar - SWB Motorsport	24	21:14.779	1 Lap	1 Lap	85.87	51.944	7

NOT CLASSIFIED

DNF	16	S	Ashley SUTTON	GBR	Mygale M12-SJ - Scholar - MBM Motorsport	24	19:49.395	1 Lap		92.03	48.595	8
DNF	23	S	Chris MEALIN	GBR	Mygale M12-SJ - Swindon - Falcon Motorsport	12	10:22.439	13 Laps	12 Laps	87.93	49.885	6

FASTEST LAP

	16	S	Ashley SUTTON	GBR	Mygale M12-SJ - Scholar - MBM Motorsport	8	48.595			93.85 mph	151.05 kph	
	2		Jayde KRUGER	RSA	Mygale M12-SJ - Mountune - JTR	6	48.935			93.20 mph	150.00 kph	

Weather / Track : Bright / Dry

These results are provisional until the conclusion of any judicial and technical matters.

Knockhill

Circuit Length = 1.2669 miles

Start: 10:19 Flag 10:40 End: 10:41

Clerk Of Course :

Timekeeper :

Results can be found at www.tsl-timing.com

Printed - 10:43 Sunday, 24 August 2014

2014 Dunlop MSA Formula Ford Championship of Great Britain

ROUND 20 - SECTOR ANALYSIS

SECTOR 1 = FL to I1, SECTOR 2 = I1 to I2, SECTOR 3 = I2 to FL, DIFF = Difference To Personal Best Lap

P1		2		Jayde KRUGER		Mygale M12 SJ - Mountune - JTR				
IDEAL LAP TIME : 48.807		BEST LAP TIME : 48.935		DIFFERENCE : 0.128						
LAP	SECTOR 1	SECTOR 2	SECTOR 3	LAP TIME	MPH	DIFF	TIME OF DAY			
1 -		19.828	120.0	14.018	109.1	53.125	85.85	4.190	10:20:27.641	
2 -	15.881	19.704	120.4	13.978	108.9	49.563	92.02	0.628	10:21:17.204	
3 -	15.858	19.340	120.6	13.914	109.6	49.112	92.87	0.177	10:22:06.316	
4 -	15.917	19.245	121.3	13.957	109.4	49.119	92.85	0.184	10:22:55.435	
5 -	15.978	19.410	120.9	14.041	109.2	49.429	92.27	0.494	10:23:44.864	
6 -	15.755	19.191	120.9	13.989	109.6	48.935 (1)	93.20		10:24:33.799	
7 -	15.824	19.289	120.4	13.955	109.4	49.068	92.95	0.133	10:25:22.867	
8 -	15.851	19.283	120.6	14.009	109.6	49.143	92.81	0.208	10:26:12.010	
9 -	15.805	19.206	120.9	14.026	108.9	49.037	93.01	0.102	10:27:01.047	
10 -	15.795	19.242	120.4	13.955	109.6	48.992 (3)	93.09	0.057	10:27:50.039	
11 -	15.851	19.247	120.6	14.079	109.4	49.177	92.74	0.242	10:28:39.216	
12 -	15.776	19.210	120.2	13.984	109.4	48.970 (2)	93.14	0.035	10:29:28.186	
13 -	15.712	19.181	120.2	14.195	108.9	49.088	92.91	0.153	10:30:17.274	
14 -	15.989	19.247	120.2	14.411	108.5	49.647	91.87	0.712	10:31:06.921	
15 -	15.948	19.292	120.2	14.291	109.2	49.531	92.08	0.596	10:31:56.452	
16 -	15.767	19.292	120.0	14.371	109.1	49.430	92.27	0.495	10:32:45.882	
17 -	15.880	19.319	119.6	14.362	109.1	49.561	92.03	0.626	10:33:35.443	
18 -	15.863	19.509	119.4	14.662	108.4	50.034	91.16	1.099	10:34:25.477	
19 -	15.991	19.287	120.2	14.179	109.6	49.457	92.22	0.522	10:35:14.934	
20 -	15.809	19.302	120.2	14.318	109.6	49.429	92.27	0.494	10:36:04.363	
21 -	15.903	19.573	119.4	15.043	109.4	50.519	90.28	1.584	10:36:54.882	
22 -	16.428	19.271	120.9	14.079	109.6	49.778	91.62	0.843	10:37:44.660	
23 -	15.775	19.392	120.6	14.158	110.0	49.325	92.47	0.390	10:38:33.985	
24 -	15.794	19.281	120.2	14.189	110.0	49.264	92.58	0.329	10:39:23.249	
25 -	15.810	19.259	120.2	14.484	109.1	49.553	92.04	0.618	10:40:12.802	

P2		18		Max MARSHALL		Mygale M12 SJ - Mountune - JTR				
IDEAL LAP TIME : 48.906		BEST LAP TIME : 49.047		DIFFERENCE : 0.141						
LAP	SECTOR 1	SECTOR 2	SECTOR 3	LAP TIME	MPH	DIFF	TIME OF DAY			
1 -		20.294	117.5	14.115	108.4	54.151	84.22	5.104	10:20:28.667	
2 -	16.264	19.447	118.5	14.195	108.0	49.906	91.39	0.859	10:21:18.573	
3 -	16.288	19.470	118.9	14.372	107.7	50.130	90.98	1.083	10:22:08.703	
4 -	16.047	19.374	120.4	14.201	108.7	49.622	91.91	0.575	10:22:58.325	
5 -	15.870	19.380	119.1	14.527	108.7	49.777	91.63	0.730	10:23:48.102	
6 -	15.873	19.255	120.6	14.294	107.3	49.422	92.28	0.375	10:24:37.524	
7 -	15.892	19.191	120.4	13.978	109.2	49.061 (2)	92.96	0.014	10:25:26.585	
8 -	15.758	19.239	120.4	14.050	109.1	49.047 (1)	92.99		10:26:15.632	
9 -	15.921	19.298	119.8	14.023	109.2	49.242	92.62	0.195	10:27:04.874	
10 -	15.844	19.290	119.4	14.014	109.4	49.148 (3)	92.80	0.101	10:27:54.022	
11 -	16.144	19.404	120.2	14.019	109.6	49.567	92.01	0.520	10:28:43.589	
12 -	15.921	19.316	119.4	14.142	108.5	49.379	92.36	0.332	10:29:32.968	
13 -	15.988	19.273	119.4	14.611	106.1	49.872	91.45	0.825	10:30:22.840	
14 -	16.083	19.250	118.5	14.516	108.2	49.849	91.49	0.802	10:31:12.689	
15 -	16.017	19.339	118.1	14.378	109.4	49.734	91.71	0.687	10:32:02.423	
16 -	15.836	19.363	119.1	14.338	109.8	49.537	92.07	0.490	10:32:51.960	
17 -	15.976	19.465	120.0	14.500	108.4	49.941	91.33	0.894	10:33:41.901	
18 -	15.896	19.311	118.7	14.429	109.1	49.636	91.89	0.589	10:34:31.537	
19 -	16.178	19.170	120.4	14.354	109.6	49.702	91.76	0.655	10:35:21.239	
20 -	15.972	19.307	119.1	14.354	109.4	49.633	91.89	0.586	10:36:10.872	
21 -	15.959	19.300	119.8	14.345	109.8	49.604	91.95	0.557	10:37:00.476	
22 -	16.198	19.359	120.0	14.352	109.8	49.909	91.38	0.862	10:37:50.385	
23 -	16.128	19.380	119.6	14.278	110.0	49.786	91.61	0.739	10:38:40.171	
24 -	15.990	19.327	119.1	14.259	109.8	49.576	92.00	0.529	10:39:29.747	
25 -	15.968	19.233	119.8	14.518	108.9	49.719	91.73	0.672	10:40:19.466	

P3		6		Harrison SCOTT		Mygale M13 SJ - Swindon - Falcon Motorsport			
IDEAL LAP TIME : 49.181		BEST LAP TIME : 49.257		DIFFERENCE : 0.076					
LAP	SECTOR 1	SECTOR 2	SECTOR 3	LAP TIME	MPH	DIFF	TIME OF DAY		

Weather / Track : Bright / Dry

Knockhill
Circuit Length = 1.2669 miles
Start: 10:19 Flag 10:40 End: 10:41

2014 Dunlop MSA Formula Ford Championship of Great Britain

ROUND 20 - SECTOR ANALYSIS

SECTOR 1 = FL to I1, SECTOR 2 = I1 to I2, SECTOR 3 = I2 to FL, DIFF = Difference To Personal Best Lap

1 -		20.747	117.3	14.566	107.5	55.284	82.50	6.027	10:20:29.800
2 -	16.413	19.573	118.9	14.183	107.3	50.169	90.91	0.912	10:21:19.969
3 -	15.959	19.601	118.1	14.175	107.8	49.735	91.70	0.478	10:22:09.704
4 -	15.899	19.378	119.1	14.109	109.2	49.386	92.35	0.129	10:22:59.090
5 -	15.964	19.389	118.3	14.210	108.4	49.563	92.02	0.306	10:23:48.653
6 -	15.857	19.314	119.1	14.131	108.5	49.302	(3) 92.51	0.045	10:24:37.955
7 -	15.975	19.384	119.1	14.131	108.7	49.490	92.16	0.233	10:25:27.445
8 -	15.816	19.386	118.1	14.155	108.4	49.357	92.41	0.100	10:26:16.802
9 -	15.832	19.298	119.1	14.169	108.5	49.299	(2) 92.51	0.042	10:27:06.101
10 -	15.831	19.342	118.3	14.084	108.5	49.257	(1) 92.59		10:27:55.358
11 -	15.872	19.336	117.9	14.197	108.0	49.405	92.32	0.148	10:28:44.763
12 -	15.843	19.281	118.7	14.205	108.4	49.329	92.46	0.072	10:29:34.092
13 -	15.938	19.321	118.1	14.833	108.2	50.092	91.05	0.835	10:30:24.184
14 -	16.261	19.437	117.7	14.693	107.0	50.391	90.51	1.134	10:31:14.575
15 -	16.158	19.347	117.5	14.718	109.2	50.223	90.81	0.966	10:32:04.798
16 -	16.020	19.469	117.1	14.582	108.7	50.071	91.09	0.814	10:32:54.869
17 -	16.025	19.752	116.9	14.537	109.1	50.314	90.65	1.057	10:33:45.183
18 -	15.981	19.519	117.1	14.520	108.9	50.020	91.18	0.763	10:34:35.203
19 -	16.036	19.514	117.3	14.418	108.4	49.968	91.28	0.711	10:35:25.171
20 -	16.012	19.515	117.9	14.405	108.7	49.932	91.34	0.675	10:36:15.103
21 -	15.963	19.522	117.7	14.417	108.7	49.902	91.40	0.645	10:37:05.005
22 -	16.001	19.497	118.3	14.354	109.1	49.852	91.49	0.595	10:37:54.857
23 -	16.130	19.508	118.5	14.321	109.2	49.959	91.29	0.702	10:38:44.816
24 -	16.124	19.420	118.5	14.444	109.2	49.988	91.24	0.731	10:39:34.804
25 -	16.008	19.551	118.1	14.788	107.7	50.347	90.59	1.090	10:40:25.151

P4 11 S Ricky COLLARD

Mygale M12-SJ - Swindon - Falcon Motorsport

IDEAL LAP TIME : 49.119

BEST LAP TIME : 49.230

DIFFERENCE : 0.111

LAP	SECTOR 1	SECTOR 2	SECTOR 3	LAP TIME	MPH	DIFF	TIME OF DAY		
1 -		20.773	117.3	14.663	106.3	55.247	82.55	6.017	10:20:29.763
2 -	16.924	19.703	119.4	14.245	108.2	50.872	89.65	1.642	10:21:20.635
3 -	16.416	19.659	118.7	14.299	107.5	50.374	90.54	1.144	10:22:11.009
4 -	16.464	19.627	118.5	14.205	108.5	50.296	90.68	1.066	10:23:01.305
5 -	15.922	19.516	117.9	14.221	107.8	49.659	91.84	0.429	10:23:50.964
6 -	15.917	19.439	118.7	14.113	108.5	49.469	92.20	0.239	10:24:40.433
7 -	15.822	19.379	118.7	14.099	108.5	49.300	(2) 92.51	0.070	10:25:29.733
8 -	15.904	19.398	118.7	14.171	107.8	49.473	92.19	0.243	10:26:19.206
9 -	15.836	19.402	118.1	14.135	108.7	49.373	(3) 92.38	0.143	10:27:08.579
10 -	15.874	19.204	118.9	14.152	108.5	49.230	(1) 92.64		10:27:57.809
11 -	15.905	19.378	118.5	14.186	108.7	49.469	92.20	0.239	10:28:47.278
12 -	15.843	19.414	118.3	14.123	109.1	49.380	92.36	0.150	10:29:36.658
13 -	15.816	19.432	118.1	14.758	108.0	50.006	91.21	0.776	10:30:26.664
14 -	16.776	19.711	117.5	14.583	108.2	51.070	89.31	1.840	10:31:17.734
15 -	16.027	19.757	116.9	14.435	107.8	50.219	90.82	0.989	10:32:07.953
16 -	16.400	19.539	118.3	14.458	108.4	50.397	90.50	1.167	10:32:58.350
17 -	15.940	19.580	118.1	14.296	108.5	49.816	91.55	0.586	10:33:48.166
18 -	16.041	19.604	118.7	14.169	108.7	49.814	91.56	0.584	10:34:37.980
19 -	16.073	19.731	117.7	14.570	107.7	50.374	90.54	1.144	10:35:28.354
20 -	16.132	19.530	118.7	14.471	108.2	50.133	90.98	0.903	10:36:18.487
21 -	16.040	19.470	118.5	14.337	108.9	49.847	91.50	0.617	10:37:08.334
22 -	16.167	19.575	118.7	14.314	108.9	50.056	91.12	0.826	10:37:58.390
23 -	16.010	19.409	118.7	14.324	108.4	49.743	91.69	0.513	10:38:48.133
24 -	16.047	19.460	118.1	14.306	109.2	49.813	91.56	0.583	10:39:37.946
25 -	15.945	19.543	118.5	14.351	108.9	49.839	91.51	0.609	10:40:27.785

P5 26 Juan ROSSO

Mygale M13-SJ - Mountune - Radical Motorsport

IDEAL LAP TIME : 49.220

BEST LAP TIME : 49.323

DIFFERENCE : 0.103

LAP	SECTOR 1	SECTOR 2	SECTOR 3	LAP TIME	MPH	DIFF	TIME OF DAY		
1 -		20.357	119.6	14.643	109.1	55.436	82.27	6.113	10:20:29.952
2 -	16.888	19.769	119.6	14.439	107.7	51.096	89.26	1.773	10:21:21.048
3 -	16.149	19.890	119.8	14.084	109.8	50.123	90.99	0.800	10:22:11.171
4 -	16.434	19.816	119.1	14.102	109.4	50.352	90.58	1.029	10:23:01.523
5 -	15.947	19.531	119.4	14.203	109.4	49.681	91.80	0.358	10:23:51.204

Knockhill

Circuit Length = 1.2669 miles

Start: 10:19 Flag 10:40 End: 10:41

Weather / Track : Bright / Dry

2014 Dunlop MSA Formula Ford Championship of Great Britain

ROUND 20 - SECTOR ANALYSIS

SECTOR 1 = FL to I1, SECTOR 2 = I1 to I2, SECTOR 3 = I2 to FL, DIFF = Difference To Personal Best Lap

6 -	16.052	19.489	119.4	14.039	109.1	49.580	91.99	0.257	10:24:40.784
7 -	15.890	19.431	119.1	14.024	108.7	49.345 (2)	92.43	0.022	10:25:30.129
8 -	15.830	19.437	118.9	14.139	108.4	49.406	92.31	0.083	10:26:19.535
9 -	15.817	19.392	118.5	14.193	108.2	49.402	92.32	0.079	10:27:08.937
10 -	15.925	19.466	118.5	14.040	108.7	49.431	92.27	0.108	10:27:58.368
11 -	15.915	19.398	118.5	14.065	108.7	49.378 (3)	92.37	0.055	10:28:47.746
12 -	15.807	19.435	118.1	14.081	108.2	49.323 (1)	92.47		10:29:37.069
13 -	15.957	19.389	117.7	14.444	108.2	49.790	91.60	0.467	10:30:26.859
14 -	16.750	19.723	118.5	14.573	108.2	51.046	89.35	1.723	10:31:17.905
15 -	16.100	19.607	118.1	14.537	108.9	50.244	90.77	0.921	10:32:08.149
16 -	16.405	19.621	117.7	14.532	107.7	50.558	90.21	1.235	10:32:58.707
17 -	16.086	19.513	117.7	14.443	107.3	50.042	91.14	0.719	10:33:48.749
18 -	16.037	19.695	118.3	14.354	107.5	50.086	91.06	0.763	10:34:38.835
19 -	16.116	19.460	118.3	14.399	107.3	49.975	91.26	0.652	10:35:28.810
20 -	16.086	19.454	118.5	14.326	108.0	49.866	91.46	0.543	10:36:18.676
21 -	16.100	19.596	118.3	14.348	107.3	50.044	91.14	0.721	10:37:08.720
22 -	16.154	19.544	118.7	14.286	108.5	49.984	91.25	0.661	10:37:58.704
23 -	15.964	19.514	118.1	14.341	107.8	49.819	91.55	0.496	10:38:48.523
24 -	16.102	19.619	117.7	14.178	108.2	49.899	91.40	0.576	10:39:38.422
25 -	16.028	19.425	118.5	14.393	107.7	49.846	91.50	0.523	10:40:28.268

P6 74

James ABBOTT

Mygale M13-SJ - Mountune - Radical Motorsport

IDEAL LAP TIME : 49.441

BEST LAP TIME : 49.538

DIFFERENCE : 0.097

LAP	SECTOR 1	SECTOR 2	SECTOR 3	LAP TIME	MPH	DIFF	TIME OF DAY		
1 -		20.124	119.4	14.735	108.4	55.973	81.48	6.435	10:20:30.489
2 -	16.684	20.884	116.5	14.425	108.9	51.993	87.72	2.455	10:21:22.482
3 -	16.959	20.044	118.7	14.196	109.1	51.199	89.08	1.661	10:22:13.681
4 -	16.108	19.638	119.6	14.116	109.6	49.862	91.47	0.324	10:23:03.543
5 -	16.073	19.688	119.8	14.155	109.6	49.916	91.37	0.378	10:23:53.459
6 -	16.094	19.585	119.8	14.092	110.9	49.771 (3)	91.64	0.233	10:24:43.230
7 -	16.791	19.712	119.6	14.284	107.8	50.787	89.80	1.249	10:25:34.017
8 -	18.194	19.638	118.5	14.124	109.2	51.956	87.78	2.418	10:26:25.973
9 -	15.954	19.478	119.1	14.245	108.5	49.677 (2)	91.81	0.139	10:27:15.650
10 -	15.989	19.687	118.5	14.219	109.6	49.895	91.41	0.357	10:28:05.545
11 -	15.993	19.444	118.9	14.101	108.7	49.538 (1)	92.07		10:28:55.083
12 -	16.351	19.674	118.3	14.237	109.1	50.262	90.74	0.724	10:29:45.345
13 -	16.186	19.520	118.5	14.288	109.6	49.994	91.23	0.456	10:30:35.339
14 -	16.520	19.478	117.9	14.262	108.7	50.260	90.75	0.722	10:31:25.599
15 -	16.129	19.611	117.9	14.411	108.2	50.151	90.94	0.613	10:32:15.750
16 -	16.005	19.670	117.5	14.438	108.9	50.113	91.01	0.575	10:33:05.863
17 -	15.905	19.596	117.5	14.470	107.8	49.971	91.27	0.433	10:33:55.834
18 -	16.068	19.679	117.9	14.523	108.5	50.270	90.73	0.732	10:34:46.104
19 -	16.006	19.558	117.7	14.708	108.0	50.272	90.72	0.734	10:35:36.376
20 -	16.029	19.595	118.5	14.537	108.4	50.161	90.92	0.623	10:36:26.537
21 -	16.047	19.658	118.1	14.535	108.4	50.240	90.78	0.702	10:37:16.777
22 -	16.160	19.593	118.9	14.358	107.7	50.111	91.02	0.573	10:38:06.888
23 -	16.004	19.822	118.7	14.494	108.2	50.320	90.64	0.782	10:38:57.208
24 -	16.008	19.664	118.5	14.597	107.5	50.269	90.73	0.731	10:39:47.477
25 -	16.011	19.784	117.9	15.027	108.0	50.822	89.74	1.284	10:40:38.299

P7 25 S

Louise RICHARDSON

Mygale M12-SJ - Scholar - Richardson Racing

IDEAL LAP TIME : 49.591

BEST LAP TIME : 49.851

DIFFERENCE : 0.260

LAP	SECTOR 1	SECTOR 2	SECTOR 3	LAP TIME	MPH	DIFF	TIME OF DAY		
1 -		21.115	113.7	14.574	107.2	57.202	79.73	7.351	10:20:31.718
2 -	16.261	20.224	116.9	14.679	107.7	51.164	89.14	1.313	10:21:22.882
3 -	16.640	20.178	118.5	14.436	107.3	51.254	88.99	1.403	10:22:14.136
4 -	16.027	19.624	117.5	14.260	107.7	49.911 (3)	91.38	0.060	10:23:04.047
5 -	16.085	19.515	118.7	14.251	107.8	49.851 (1)	91.49		10:23:53.898
6 -	16.061	19.683	118.3	14.213	107.7	49.957	91.30	0.106	10:24:43.855
7 -	16.387	19.805	118.3	14.382	107.8	50.574	90.18	0.723	10:25:34.429
8 -	16.178	19.722	117.1	14.429	107.2	50.329	90.62	0.478	10:26:24.758
9 -	15.986	19.626	116.5	14.244	107.2	49.856 (2)	91.48	0.005	10:27:14.614
10 -	16.052	19.827	116.1	14.129	107.3	50.008	91.20	0.157	10:28:04.622

Knockhill

Circuit Length = 1.2669 miles

Start: 10:19 Flag 10:40 End: 10:41

Weather / Track : Bright / Dry

2014 Dunlop MSA Formula Ford Championship of Great Britain

ROUND 20 - SECTOR ANALYSIS

SECTOR 1 = FL to I1, SECTOR 2 = I1 to I2, SECTOR 3 = I2 to FL, DIFF = Difference To Personal Best Lap

11 -	15.947	19.863	116.1	14.382	107.0	50.192	90.87	0.341	10:28:54.814
12 -	16.054	19.720	115.5	14.359	106.8	50.133	90.98	0.282	10:29:44.947
13 -	16.092	19.708	116.1	14.528	107.3	50.328	90.62	0.477	10:30:35.275
14 -	24.078	20.430	115.3	14.561	106.6	59.069	77.21	9.218	10:31:34.344
15 -	16.231	19.840	116.3	14.358	106.3	50.429	90.44	0.578	10:32:24.773
16 -	16.153	20.224	115.5	14.809	105.5	51.186	89.10	1.335	10:33:15.959
17 -	16.372	19.711	116.1	14.548	106.3	50.631	90.08	0.780	10:34:06.590
18 -	16.276	19.941	115.1	15.058	105.1	51.275	88.95	1.424	10:34:57.865
19 -	16.514	20.081	115.5	14.871	105.5	51.466	88.62	1.615	10:35:49.331
20 -	16.486	20.175	116.9	14.944	106.0	51.605	88.38	1.754	10:36:40.936
21 -	16.459	19.972	116.5	14.674	107.0	51.105	89.24	1.254	10:37:32.041
22 -	16.518	20.003	116.9	14.662	107.0	51.183	89.11	1.332	10:38:23.224
23 -	16.633	19.998	116.9	14.852	106.3	51.483	88.59	1.632	10:39:14.707
24 -	16.649	19.975	116.1	14.658	106.5	51.282	88.94	1.431	10:40:05.989
25 -	16.410	19.842	115.9	16.194	88.3	52.446	86.96	2.595	10:40:58.435

P8 88 Greg HOLLOWAY		Sinter LA12 - Scholar - SWB Motorsport							
IDEAL LAP TIME : 51.738		BEST LAP TIME : 51.944		DIFFERENCE : 0.206					
LAP	SECTOR 1	SECTOR 2	SECTOR 3	LAP TIME	MPH	DIFF	TIME OF DAY		
1 -		22.025	109.2	15.050	102.2	59.498	76.65	7.554	10:20:34.014
2 -	17.214	21.396	114.5	14.954	104.3	53.564	85.15	1.620	10:21:27.578
3 -	16.850	20.858	114.9	14.759	104.5	52.467	86.93	0.523	10:22:20.045
4 -	16.700	20.797	114.5	14.832	106.3	52.329	87.16	0.385	10:23:12.374
5 -	16.812	20.885	114.9	14.888	105.1	52.585	86.73	0.641	10:24:04.959
6 -	16.859	20.749	116.3	14.708	105.6	52.316	87.18	0.372	10:24:57.275
7 -	16.677	20.575	115.9	14.692	106.1	51.944 (1)	87.80		10:25:49.219
8 -	16.881	20.583	115.9	14.787	104.8	52.251	87.29	0.307	10:26:41.470
9 -	16.713	20.849	114.3	14.734	106.8	52.296	87.21	0.352	10:27:33.766
10 -	16.734	20.766	114.9	14.730	106.8	52.230	87.32	0.286	10:28:25.996
11 -	16.806	20.680	115.5	14.846	105.8	52.332	87.15	0.388	10:29:18.328
12 -	16.713	20.579	116.3	14.855	106.3	52.147 (3)	87.46	0.203	10:30:10.475
13 -	16.942	20.714	116.3	14.849	105.3	52.505	86.87	0.561	10:31:02.980
14 -	17.021	20.757	115.7	15.360	97.2	53.138	85.83	1.194	10:31:56.118
15 -	18.013	20.598	116.1	14.857	105.8	53.468	85.30	1.524	10:32:49.586
16 -	16.827	20.608	116.1	15.694	106.8	53.129	85.84	1.185	10:33:42.715
17 -	16.897	21.029	108.9	15.458	106.0	53.384	85.43	1.440	10:34:36.099
18 -	16.846	20.900	108.5	15.762	105.3	53.508	85.24	1.564	10:35:29.607
19 -	17.040	20.536	116.9	14.798	105.6	52.374	87.08	0.430	10:36:21.981
20 -	16.842	20.369	116.5	14.916	106.6	52.127 (2)	87.50	0.183	10:37:14.108
21 -	16.830	20.663	116.7	15.771	108.0	53.264	85.63	1.320	10:38:07.372
22 -	17.068	20.743	116.5	14.938	106.0	52.749	86.46	0.805	10:39:00.121
23 -	17.003	20.668	116.7	15.066	107.0	52.737	86.48	0.793	10:39:52.858
24 -	17.151	21.458	90.3	17.828	94.7	56.437	80.81	4.493	10:40:49.295

P9 16 S Ashley SUTTON		Mygale M12-SJ - Scholar - MBM Motorsport							
IDEAL LAP TIME : 48.542		BEST LAP TIME : 48.595		DIFFERENCE : 0.053					
LAP	SECTOR 1	SECTOR 2	SECTOR 3	LAP TIME	MPH	DIFF	TIME OF DAY		
1 -		20.569	117.1	14.247	108.5	54.700	83.38	6.105	10:20:29.216
2 -	15.943	19.375	120.4	14.295	108.9	49.613	91.93	1.018	10:21:18.829
3 -	16.176	19.581	120.2	14.153	104.6	49.910	91.38	1.315	10:22:08.739
4 -	16.422	19.245	120.9	14.208	108.9	49.875	91.45	1.280	10:22:58.614
5 -	15.829	19.240	121.3	14.090	108.7	49.159	92.78	0.564	10:23:47.773
6 -	15.850	19.202	119.4	14.006	108.9	49.058	92.97	0.463	10:24:36.831
7 -	15.591	19.229	120.2	14.026	108.4	48.846	93.37	0.251	10:25:25.677
8 -	15.599	19.040	120.2	13.956	108.7	48.595 (1)	93.85		10:26:14.272
9 -	15.566	19.165	119.8	13.942	108.9	48.673 (2)	93.70	0.078	10:27:02.945
10 -	15.612	19.126	119.6	13.936	109.2	48.674 (3)	93.70	0.079	10:27:51.619
11 -	15.677	19.211	119.6	13.939	109.2	48.827	93.41	0.232	10:28:40.446
12 -	15.763	19.132	118.9	14.007	108.9	48.902	93.27	0.307	10:29:29.348
13 -	15.656	19.074	118.9	14.281	108.7	49.011	93.06	0.416	10:30:18.359
14 -	15.857	19.098	119.4	14.339	109.4	49.294	92.52	0.699	10:31:07.653
15 -	15.775	19.273	119.6	14.219	109.8	49.267	92.57	0.672	10:31:56.920
16 -	15.761	19.229	119.8	14.264	110.5	49.254	92.60	0.659	10:32:46.174

Weather / Track : Bright / Dry

Knockhill
Circuit Length = 1.2669 miles
Start: 10:19 Flag 10:40 End: 10:41

2014 Dunlop MSA Formula Ford Championship of Great Britain

ROUND 20 - SECTOR ANALYSIS

SECTOR 1 = FL to I1, SECTOR 2 = I1 to I2, SECTOR 3 = I2 to FL, DIFF = Difference To Personal Best Lap

17 -	15.851	19.322	118.7	14.376	109.1	49.549	92.05	0.954	10:33:35.723
18 -	15.830	19.416	119.8	14.979	105.3	50.225	90.81	1.630	10:34:25.948
19 -	15.867	19.321	119.6	14.248	108.9	49.436	92.26	0.841	10:35:15.384
20 -	15.775	19.256	119.8	14.254	109.8	49.285	92.54	0.690	10:36:04.669
21 -	15.775	19.488	119.1	15.037	109.4	50.300	90.67	1.705	10:36:54.969
22 -	16.533	19.423	120.2	14.298	108.7	50.254	90.76	1.659	10:37:45.223
23 -	15.924	19.251	119.8	14.220	109.6	49.395	92.33	0.800	10:38:34.618
24 -	15.775	19.264	119.4	14.254	110.1	49.293	92.53	0.698	10:39:23.911

P10 23 S Chris MEALIN

Mygale M12-SJ - Swindon - Falcon Motorsport

IDEAL LAP TIME : 49.761

BEST LAP TIME : 49.885

DIFFERENCE : 0.124

LAP	SECTOR 1	SECTOR 2	SECTOR 3	LAP TIME	MPH	DIFF	TIME OF DAY		
1 -		20.309	116.1	14.619	107.7	56.579	80.61	6.694	10:20:31.095
2 -	16.458	20.231	116.5	14.498	107.2	51.187	89.10	1.302	10:21:22.282
3 -	16.760	19.832	118.1	14.351	108.2	50.943	89.53	1.058	10:22:13.225
4 -	16.137	19.595	117.9	14.326	108.0	50.058 (3)	91.11	0.173	10:23:03.283
5 -	15.959	19.609	117.7	14.328	107.5	49.896 (2)	91.41	0.011	10:23:53.179
6 -	15.976	19.476	118.1	14.433	107.3	49.885 (1)	91.43		10:24:43.064
7 -	16.632	19.802	117.3	14.569	107.5	51.003	89.42	1.118	10:25:34.067
8 -	18.702	19.979	116.1	14.399	107.3	53.080	85.92	3.195	10:26:27.147
9 -	16.156	19.808	116.5	14.424	106.0	50.388	90.51	0.503	10:27:17.535
10 -	16.231	19.997	112.7	14.698	105.3	50.926	89.56	1.041	10:28:08.461
11 -	16.645	19.974	112.9	14.945	102.9	51.564	88.45	1.679	10:29:00.025
12 -	17.215	21.156	104.6	18.559	41.1	56.930	80.11	7.045	10:29:56.955

2014 Dunlop MSA Formula Ford Championship of Great Britain

ROUND 20 - BEST SPEEDS

SECTOR 1				SECTOR 2			FINISH LINE		
POS	NO	NAME	MPH	NO	NAME	MPH	NO	NAME	MPH
1				2	Jayde KRUGER	121.3	74	James ABBOTT	110.9
2				16	Ashley SUTTON	121.3	16	Ashley SUTTON	110.5
3				18	Max MARSHALL	120.6	2	Jayde KRUGER	110.0
4				26	Juan ROSSO	119.8	18	Max MARSHALL	110.0
5				74	James ABBOTT	119.8	26	Juan ROSSO	109.8
6				11	Ricky COLLARD	119.4	6	Harrison SCOTT	109.2
7				6	Harrison SCOTT	119.1	11	Ricky COLLARD	109.2
8				25	Louise RICHARDSON	118.7	23	Chris MEALIN	108.2
9				23	Chris MEALIN	118.1	88	Greg HOLLOWAY	108.0
10				88	Greg HOLLOWAY	116.9	25	Louise RICHARDSON	107.8

Weather / Track : Bright / Dry

Results can be found at www.tsl-timing.com

Knockhill
Circuit Length = 1.2669 miles
Start: 10:19 Flag 10:40 End: 10:41

Printed - 10:42 Sunday, 24 August 2014

2014 Dunlop MSA Formula Ford Championship of Great Britain

ROUND 20 - BEST SPEEDS

SECTOR 1				SECTOR 2			FINISH LINE		
POS	NO	NAME	MPH	NO	NAME	MPH	NO	NAME	MPH
1				2	Jayde KRUGER	121.3	74	James ABBOTT	110.9
2				16	Ashley SUTTON	121.3	16	Ashley SUTTON	110.5
3				18	Max MARSHALL	120.6	2	Jayde KRUGER	110.0
4				26	Juan ROSSO	119.8	18	Max MARSHALL	110.0
5				74	James ABBOTT	119.8	26	Juan ROSSO	109.8
6				11	Ricky COLLARD	119.4	6	Harrison SCOTT	109.2
7				6	Harrison SCOTT	119.1	11	Ricky COLLARD	109.2
8				25	Louise RICHARDSON	118.7	23	Chris MEALIN	108.2
9				23	Chris MEALIN	118.1	88	Greg HOLLOWAY	108.0
10				88	Greg HOLLOWAY	116.9	25	Louise RICHARDSON	107.8

Weather / Track : Bright / Dry

Results can be found at www.tsl-timing.com

Knockhill
Circuit Length = 1.2669 miles
Start: 10:19 Flag 10:40 End: 10:41

Printed - 10:42 Sunday, 24 August 2014

2014 Dunlop MSA Formula Ford Championship of Great Britain

ROUND 20 - LAP CHART

LAP 1 @ 10:20:27.641			LAP 2 @ 10:21:17.204			LAP 3 @ 10:22:06.316			LAP 4 @ 10:22:55.435			LAP 5 @ 10:23:44.864		
NO	BEHIND	LAP TIME	NO	BEHIND	LAP TIME	NO	BEHIND	LAP TIME	NO	BEHIND	LAP TIME	NO	BEHIND	LAP TIME
2		53.125	2		49.563	2		49.112	2		49.119	2		49.429
18	1.026	54.151	18	1.369	49.906	18	2.387	50.130	18	2.890	49.622	16	2.909	49.159
16	1.575	54.700	16	1.625	49.613	16	2.423	49.910	16	3.179	49.875	18	3.238	49.777
11	2.122	55.247	6	2.765	50.169	6	3.388	49.735	6	3.655	49.386	6	3.789	49.563
6	2.159	55.284	11	3.431	50.872	11	4.693	50.374	11	5.870	50.296	11	6.100	49.659
26	2.311	55.436	26	3.844	51.096	26	4.855	50.123	26	6.088	50.352	26	6.340	49.681
74	2.848	55.973	23	5.078	51.187	23	6.909	50.943	23	7.848	50.058	23	8.315	49.896
23	3.454	56.579	74	5.278	51.993	74	7.365	51.199	74	8.108	49.862	74	8.595	49.916
25	4.077	57.202	25	5.678	51.164	25	7.820	51.254	25	8.612	49.911	25	9.034	49.851
88	6.373	59.498	88	10.374	53.564	88	13.729	52.467	88	16.939	52.329	88	20.095	52.585

Weather / Track : Bright / Dry

Results can be found at www.tsl-timing.com

Page 1 of 5

Knockhill
 Circuit Length = 1.2669 miles
 Start: 10:19 Flag 10:40 End: 10:41

Printed - 10:42 Sunday, 24 August 2014

2014 Dunlop MSA Formula Ford Championship of Great Britain

ROUND 20 - LAP CHART

LAP 6 @ 10:24:33.799			LAP 7 @ 10:25:22.867			LAP 8 @ 10:26:12.010			LAP 9 @ 10:27:01.047			LAP 10 @ 10:27:50.039		
NO	BEHIND	LAP TIME	NO	BEHIND	LAP TIME	NO	BEHIND	LAP TIME	NO	BEHIND	LAP TIME	NO	BEHIND	LAP TIME
2		48.935	2		49.068	2		49.143	2		49.037	2		48.992
16	3.032	49.058	16	2.810	48.846	16	2.262	48.595	16	1.898	48.673	16	1.580	48.674
18	3.725	49.422	18	3.718	49.061	18	3.622	49.047	18	3.827	49.242	18	3.983	49.148
6	4.156	49.302	6	4.578	49.490	6	4.792	49.357	6	5.054	49.299	6	5.319	49.257
11	6.634	49.469	11	6.866	49.300	11	7.196	49.473	11	7.532	49.373	11	7.770	49.230
26	6.985	49.580	26	7.262	49.345	26	7.525	49.406	26	7.890	49.402	26	8.329	49.431
23	9.265	49.885	74	11.150	50.787	25	12.748	50.329	25	13.567	49.856	25	14.583	50.008
74	9.431	49.771	23	11.200	51.003	74	13.963	51.956	74	14.603	49.677	74	15.506	49.895
25	10.056	49.957	25	11.562	50.574	23	15.137	53.080	23	16.488	50.388	23	18.422	50.926
88	23.476	52.316	88	26.352	51.944	88	29.460	52.251	88	32.719	52.296	88	35.957	52.230

Weather / Track : Bright / Dry

Knockhill
 Circuit Length = 1.2669 miles
 Start: 10:19 Flag 10:40 End: 10:41

2014 Dunlop MSA Formula Ford Championship of Great Britain

ROUND 20 - LAP CHART

LAP 11 @ 10:28:39.216			LAP 12 @ 10:29:28.186			LAP 13 @ 10:30:17.274			LAP 14 @ 10:31:06.921			LAP 15 @ 10:31:56.452		
NO	BEHIND	LAP TIME	NO	BEHIND	LAP TIME	NO	BEHIND	LAP TIME	NO	BEHIND	LAP TIME	NO	BEHIND	LAP TIME
2		49.177	2		48.970	2		49.088	2		49.647	2		49.531
16	1.230	48.827	16	1.162	48.902	16	1.085	49.011	16	0.732	49.294	16	0.468	49.267
18	4.373	49.567	18	4.782	49.379	18	5.566	49.872	18	5.768	49.849	18	5.971	49.734
6	5.547	49.405	6	5.906	49.329	6	6.910	50.092	6	7.654	50.391	6	8.346	50.223
11	8.062	49.469	11	8.472	49.380	11	9.390	50.006	11	10.813	51.070	11	11.501	50.219
26	8.530	49.378	26	8.883	49.323	26	9.585	49.790	26	10.984	51.046	26	11.697	50.244
25	15.598	50.192	25	16.761	50.133	25	18.001	50.328	74	18.678	50.260	74	19.298	50.151
74	15.867	49.538	74	17.159	50.262	74	18.065	49.994	25	27.423	59.069	25	28.321	50.429
23	20.809	51.564	23	28.769	56.930	88	45.706	52.505	88	49.197	53.138			
88	39.112	52.332	88	42.289	52.147									

Weather / Track : Bright / Dry

Results can be found at www.tsl-timing.com

Page 3 of 5

Knockhill

Circuit Length = 1.2669 miles

Start: 10:19 Flag 10:40 End: 10:41

Printed - 10:42 Sunday, 24 August 2014

2014 Dunlop MSA Formula Ford Championship of Great Britain

ROUND 20 - LAP CHART

LAP 16 @ 10:32:45.882			LAP 17 @ 10:33:35.443			LAP 18 @ 10:34:25.477			LAP 19 @ 10:35:14.934			LAP 20 @ 10:36:04.363		
NO	BEHIND	LAP TIME	NO	BEHIND	LAP TIME	NO	BEHIND	LAP TIME	NO	BEHIND	LAP TIME	NO	BEHIND	LAP TIME
2		49.430	2		49.561	2		50.034	2		49.457	2		49.429
16	0.292	49.254	16	0.280	49.549	16	0.471	50.225	16	0.450	49.436	16	0.306	49.285
88	1 Lap	53.468	18	6.458	49.941	18	6.060	49.636	18	6.305	49.702	18	6.509	49.633
18	6.078	49.537	88	1 Lap	53.129	6	9.726	50.020	6	10.237	49.968	6	10.740	49.932
6	8.987	50.071	6	9.740	50.314	88	1 Lap	53.384	11	13.420	50.374	11	14.124	50.133
11	12.468	50.397	11	12.723	49.816	11	12.503	49.814	26	13.876	49.975	26	14.313	49.866
26	12.825	50.558	26	13.306	50.042	26	13.358	50.086	88	1 Lap	53.508	88	1 Lap	52.374
74	19.981	50.113	74	20.391	49.971	74	20.627	50.270	74	21.442	50.272	74	22.174	50.161
25	30.077	51.186	25	31.147	50.631	25	32.388	51.275	25	34.397	51.466	25	36.573	51.605

Weather / Track : Bright / Dry

Results can be found at www.tsl-timing.com

Page 4 of 5

Knockhill

Circuit Length = 1.2669 miles

Start: 10:19 Flag 10:40 End: 10:41

Printed - 10:42 Sunday, 24 August 2014

2014 Dunlop MSA Formula Ford Championship of Great Britain

ROUND 20 - LAP CHART

LAP 21 @ 10:36:54.882			LAP 22 @ 10:37:44.660			LAP 23 @ 10:38:33.985			LAP 24 @ 10:39:23.249			LAP 25 @ 10:40:12.802		
NO	BEHIND	LAP TIME	NO	BEHIND	LAP TIME	NO	BEHIND	LAP TIME	NO	BEHIND	LAP TIME	NO	BEHIND	LAP TIME
2		50.519	2		49.778	2		49.325	2		49.264	2		49.553
16	0.087	50.300	16	0.563	50.254	16	0.633	49.395	16	0.662	49.293	18	6.664	49.719
18	5.594	49.604	18	5.725	49.909	18	6.186	49.786	18	6.498	49.576	6	12.349	50.347
6	10.123	49.902	6	10.197	49.852	6	10.831	49.959	6	11.555	49.988	11	14.983	49.839
11	13.452	49.847	11	13.730	50.056	11	14.148	49.743	11	14.697	49.813	26	15.466	49.846
26	13.838	50.044	26	14.044	49.984	26	14.538	49.819	26	15.173	49.899	74	25.497	50.822
88	1 Lap	52.127	74	22.228	50.111	74	23.223	50.320	74	24.228	50.269	88	1 Lap	56.437
74	21.895	50.240	88	1 Lap	53.264	88	1 Lap	52.749	88	1 Lap	52.737	25	45.633	52.446
25	37.159	51.105	25	38.564	51.183	25	40.722	51.483	25	42.740	51.282			

Weather / Track : Bright / Dry

Results can be found at www.tsl-timing.com

Page 5 of 5

Knockhill
 Circuit Length = 1.2669 miles
 Start: 10:19 Flag 10:40 End: 10:41

Printed - 10:42 Sunday, 24 August 2014

2014 Dunlop MSA Formula Ford Championship of Great Britain

ROUND 20 - POSITION CHART

No	Name	Lap Pos	Lap																								
			1	2	3	4	5	6	7	8	9	10	11	12	13	14	15	16	17	18	19	20	21	22	23	24	25
18	MARSHALL	1	2	2	2	2	2	2	2	2	2	2	2	2	2	2	2	2	2	2	2	2	2	2	2	2	2
2	KRUGER	2	18	18	18	18	16	16	16	16	16	16	16	16	16	16	16	16	16	16	16	16	16	16	16	16	18
11	COLLARD	3	16	16	16	16	18	18	18	18	18	18	18	18	18	18	18	18	18	18	18	18	18	18	18	18	6
6	SCOTT	4	11	6	6	6	6	6	6	6	6	6	6	6	6	6	6	6	6	6	6	6	6	6	6	6	11
16	SUTTON	5	6	11	11	11	11	11	11	11	11	11	11	11	11	11	11	11	11	11	11	11	11	11	11	11	26
26	ROSSO	6	26	26	26	26	26	26	26	26	26	26	26	26	26	26	26	26	26	26	26	26	26	26	26	26	74
74	ABBOTT	7	74	23	23	23	23	23	74	25	25	25	25	25	25	74	74	74	74	74	74	74	74	74	74	74	25
25	RICHARDSON	8	23	74	74	74	74	74	23	74	74	74	74	74	74	25	25	25	25	25	25	25	25	25	25	25	25
23	MEALIN	9	25	25	25	25	25	25	25	23	23	23	23	23	88	88	88	88	88	88	88	88	88	88	88	88	88
88	HOLLOWAY	10	88	88	88	88	88	88	88	88	88	88	88	88													

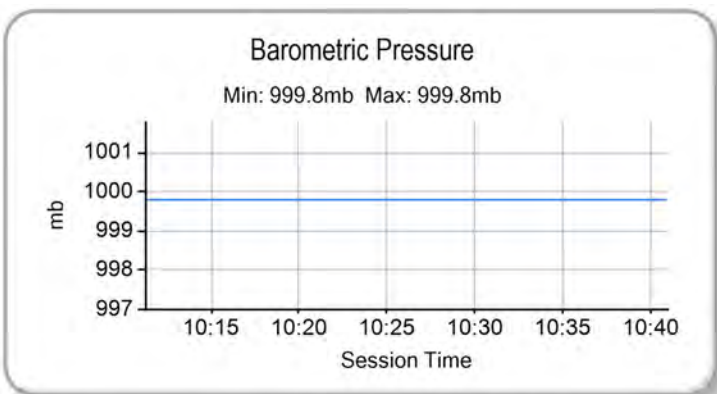
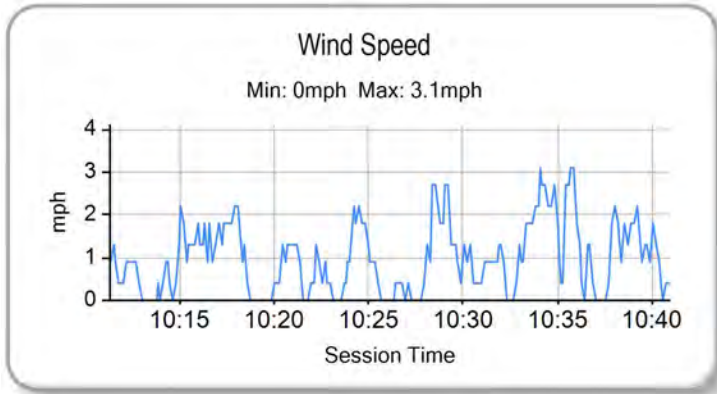
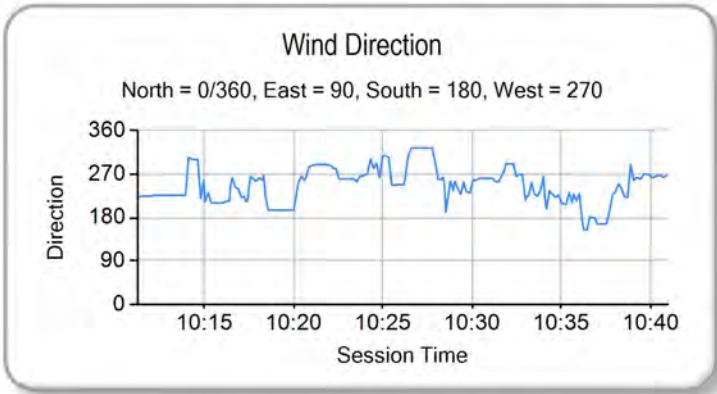
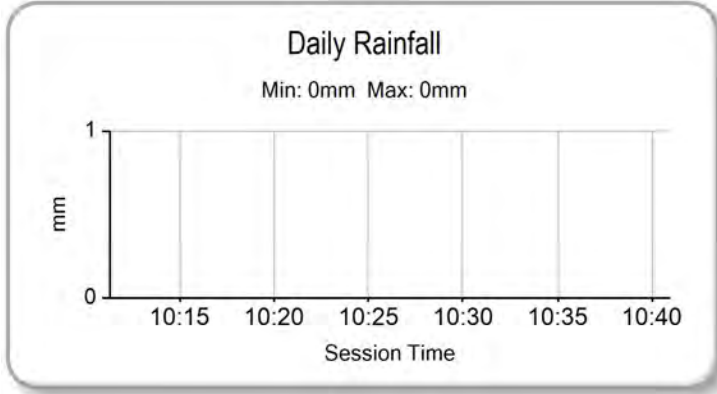
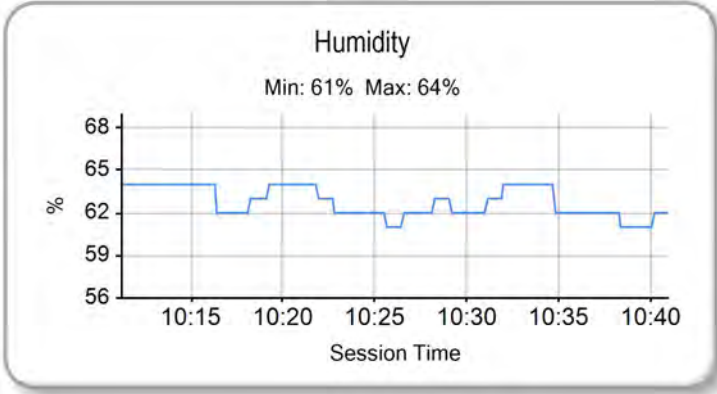
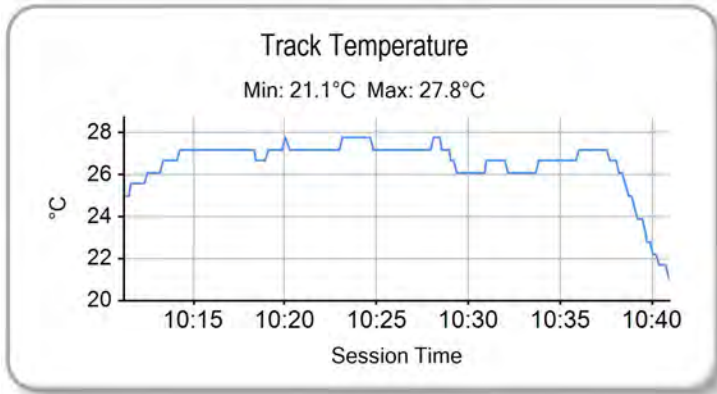
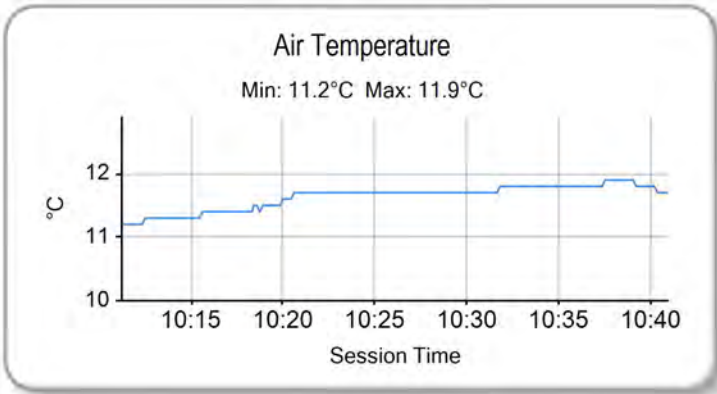
Weather / Track : Bright / Dry

Results can be found at www.tsl-timing.com

Knockhill
 Circuit Length = 1.2669 miles
 Start: 10:19 Flag 10:40 End: 10:41

Printed - 10:42 Sunday, 24 August 2014

2014 Dunlop MSA Formula Ford Championship of Great Britain
ROUND 20 - WEATHER CONDITIONS



Weather / Track : Bright / Dry

Results can be found at www.tsl-timing.com

Knockhill
 Circuit Length = 1.2669 miles
 Start: 10:19 Flag 10:40 End: 10:41

Printed - 10:43 Sunday, 24 August 2014



2014 Dunlop MSA Formula Ford Championship of Great Britain

ROUND 21 - CLASSIFICATION

POS	NO	CL	PIC NAME	NAT	ENTRY	LAPS	TIME	GAP	DIFF	MPH	BEST	ON
1	2		1 Jayde KRUGER	RSA	Mygale M12 SJ - Mountune - JTR	25	20:40.063			91.95	49.130	7
2	18		2 Max MARSHALL	GBR	Mygale M12 SJ - Mountune - JTR	25	20:48.356	8.293	8.293	91.34	49.307	12
3	6		3 Harrison SCOTT	GBR	Mygale M13 SJ - Swindon - Falcon Motorsport	25	20:54.180	14.117	5.824	90.91	49.593	12
4	26		4 Juan ROSSO	ARG	Mygale M13-SJ - Mountune - Radical Motorsport	25	20:58.591	18.528	4.411	90.59	49.751	13
5	16	S	1 Ashley SUTTON	GBR	Mygale M12-SJ - Scholar - MBM Motorsport	25	21:00.175	20.112	1.584	90.48	49.174	6
6	11	S	2 Ricky COLLARD	GBR	Mygale M12-SJ - Swindon - Falcon Motorsport	25	21:03.743	23.680	3.568	90.23	49.681	9
7	25	S	3 Louise RICHARDSON	GBR	Mygale M12-SJ - Scholar - Richardson Racing	25	21:05.252	25.189	1.509	90.12	50.114	11
8	74		5 James ABBOTT	GBR	Mygale M13-SJ - Mountune - Radical Motorsport	25	21:05.889	25.826	0.637	90.07	50.057	18
9	88		6 Greg HOLLOWAY	AUS	Sinter LA12 - Scholar - SWB Motorsport	23	21:14.555	2 Laps	2 Laps	82.30	52.585	9

NOT CLASSIFIED

DNF	23	S	Chris MEALIN	GBR	Mygale M12-SJ - Swindon - Falcon Motorsport	14	12:29.571	11 Laps	9 Laps	85.18	50.677	7
-----	----	---	--------------	-----	---	----	-----------	---------	--------	-------	--------	---

FASTEST LAP

2			Jayde KRUGER	RSA	Mygale M12 SJ - Mountune - JTR	7	49.130			92.83 mph	149.40 kph	
16		S	Ashley SUTTON	GBR	Mygale M12-SJ - Scholar - MBM Motorsport	6	49.174			92.75 mph	149.27 kph	

Weather / Track : Bright / Dry

These results are provisional until the conclusion of any judicial and technical matters.

Knockhill

Circuit Length = 1.2669 miles

Start: 16:27 Flag 16:47 End: 16:48

Clerk Of Course :

Timekeeper :

Results can be found at www.tsl-timing.com

Printed - 16:49 Sunday, 24 August 2014

2014 Dunlop MSA Formula Ford Championship of Great Britain

ROUND 21 - SECTOR ANALYSIS

SECTOR 1 = FL to I1, SECTOR 2 = I1 to I2, SECTOR 3 = I2 to FL, DIFF = Difference To Personal Best Lap

P1		2		Jayde KRUGER		Mygale M12 SJ - Mountune - JTR				
IDEAL LAP TIME : 49.054		BEST LAP TIME : 49.130		DIFFERENCE : 0.076						
LAP	SECTOR 1	SECTOR 2	SECTOR 3	LAP TIME	MPH	DIFF	TIME OF DAY			
1 -		19.525	120.4	14.130	109.1	51.999	87.71	2.869	16:28:06.654	
2 -	15.934	19.592	120.0	14.135	109.1	49.661	91.84	0.531	16:28:56.315	
3 -	15.900	19.451	120.4	14.079	109.2	49.430	92.27	0.300	16:29:45.745	
4 -	15.985	19.320	120.4	14.074	109.4	49.379 (3)	92.36	0.249	16:30:35.124	
5 -	15.897	19.893	117.9	14.079	109.2	49.869	91.46	0.739	16:31:24.993	
6 -	15.857	19.270	120.6	14.028	109.2	49.155 (2)	92.79	0.025	16:32:14.148	
7 -	15.884	19.288	120.9	13.958	109.2	49.130 (1)	92.83		16:33:03.278	
8 -	15.938	19.509	120.2	14.040	109.4	49.487	92.16	0.357	16:33:52.765	
9 -	15.989	19.416	119.8	14.121	108.5	49.526	92.09	0.396	16:34:42.291	
10 -	15.899	19.520	120.0	14.033	109.1	49.452	92.23	0.322	16:35:31.743	
11 -	15.996	19.392	120.0	14.049	108.9	49.437	92.26	0.307	16:36:21.180	
12 -	16.002	19.340	120.2	14.092	108.5	49.434	92.26	0.304	16:37:10.614	
13 -	16.028	19.383	120.6	14.066	108.9	49.477	92.18	0.347	16:38:00.091	
14 -	15.937	19.519	120.4	14.058	109.1	49.514	92.11	0.384	16:38:49.605	
15 -	15.886	19.708	120.0	14.103	109.6	49.697	91.77	0.567	16:39:39.302	
16 -	15.967	19.424	120.2	14.090	108.9	49.481	92.17	0.351	16:40:28.783	
17 -	15.999	19.426	120.4	14.135	109.4	49.560	92.03	0.430	16:41:18.343	
18 -	16.047	19.415	120.0	14.052	108.9	49.514	92.11	0.384	16:42:07.857	
19 -	15.826	19.587	119.8	14.035	108.9	49.448	92.24	0.318	16:42:57.305	
20 -	16.024	19.376	120.0	14.113	108.9	49.513	92.11	0.383	16:43:46.818	
21 -	15.959	19.441	120.4	14.135	108.9	49.535	92.07	0.405	16:44:36.353	
22 -	16.083	19.347	120.4	14.132	108.9	49.562	92.02	0.432	16:45:25.915	
23 -	15.891	19.532	119.8	14.040	109.2	49.463	92.21	0.333	16:46:15.378	
24 -	15.950	19.460	120.2	14.119	108.7	49.529	92.08	0.399	16:47:04.907	
25 -	15.996	19.630	120.2	14.185	109.1	49.811	91.56	0.681	16:47:54.718	

P2		18		Max MARSHALL		Mygale M12 SJ - Mountune - JTR				
IDEAL LAP TIME : 49.131		BEST LAP TIME : 49.307		DIFFERENCE : 0.176						
LAP	SECTOR 1	SECTOR 2	SECTOR 3	LAP TIME	MPH	DIFF	TIME OF DAY			
1 -		19.637	119.6	14.564	108.4	54.920	83.04	5.613	16:28:09.575	
2 -	16.356	19.782	120.4	14.371	108.4	50.509	90.30	1.202	16:29:00.084	
3 -	15.879	19.470	119.8	14.027	109.8	49.376	92.37	0.069	16:29:49.460	
4 -	15.905	19.420	120.0	14.013	109.6	49.338 (2)	92.44	0.031	16:30:38.798	
5 -	16.026	19.581	119.6	14.189	108.9	49.796	91.59	0.489	16:31:28.594	
6 -	16.059	19.861	118.3	14.564	109.6	50.484	90.34	1.177	16:32:19.078	
7 -	16.518	19.587	120.6	14.045	109.6	50.150	90.94	0.843	16:33:09.228	
8 -	16.545	19.714	119.6	13.957	109.1	50.216	90.82	0.909	16:33:59.444	
9 -	15.936	19.670	119.1	14.149	108.9	49.755	91.67	0.448	16:34:49.199	
10 -	15.967	19.751	118.9	14.054	109.2	49.772	91.64	0.465	16:35:38.971	
11 -	15.942	19.707	119.8	14.119	109.4	49.768	91.64	0.461	16:36:28.739	
12 -	15.930	19.356	120.0	14.021	109.1	49.307 (1)	92.50		16:37:18.046	
13 -	15.954	19.516	119.6	14.113	109.4	49.583	91.98	0.276	16:38:07.629	
14 -	15.989	19.455	119.1	14.082	109.4	49.526	92.09	0.219	16:38:57.155	
15 -	16.072	19.469	119.6	13.994	109.4	49.535	92.07	0.228	16:39:46.690	
16 -	15.980	19.356	119.4	14.181	108.7	49.517	92.11	0.210	16:40:36.207	
17 -	16.140	19.412	119.6	14.036	109.4	49.588	91.98	0.281	16:41:25.795	
18 -	16.128	19.353	119.8	14.035	109.6	49.516	92.11	0.209	16:42:15.311	
19 -	15.985	19.459	118.9	14.134	109.4	49.578	91.99	0.271	16:43:04.889	
20 -	16.006	19.389	119.8	14.108	109.4	49.503	92.13	0.196	16:43:54.392	
21 -	16.032	19.405	120.2	14.080	109.6	49.517	92.11	0.210	16:44:43.909	
22 -	16.059	19.295	120.0	14.002	109.8	49.356 (3)	92.41	0.049	16:45:33.265	
23 -	16.153	19.490	119.8	14.135	109.8	49.778	91.62	0.471	16:46:23.043	
24 -	16.237	19.798	119.4	14.140	109.8	50.175	90.90	0.868	16:47:13.218	
25 -	16.165	19.459	119.8	14.169	109.4	49.793	91.60	0.486	16:48:03.011	

P3		6		Harrison SCOTT		Mygale M13 SJ - Swindon - Falcon Motorsport			
IDEAL LAP TIME : 49.487		BEST LAP TIME : 49.593		DIFFERENCE : 0.106					
LAP	SECTOR 1	SECTOR 2	SECTOR 3	LAP TIME	MPH	DIFF	TIME OF DAY		

Weather / Track : Bright / Dry

Knockhill
Circuit Length = 1.2669 miles
Start: 16:27 Flag 16:47 End: 16:48

2014 Dunlop MSA Formula Ford Championship of Great Britain

ROUND 21 - SECTOR ANALYSIS

SECTOR 1 = FL to I1, SECTOR 2 = I1 to I2, SECTOR 3 = I2 to FL, DIFF = Difference To Personal Best Lap

1 -		19.663	117.5	14.410	106.6	53.014	86.03	3.421	16:28:07.669
2 -	16.120	19.722	117.7	14.322	107.3	50.164	90.92	0.571	16:28:57.833
3 -	16.032	19.519	118.1	14.330	107.2	49.881	91.43	0.288	16:29:47.714
4 -	16.056	19.492	117.1	14.318	107.7	49.866	91.46	0.273	16:30:37.580
5 -	15.975	19.633	117.5	14.267	107.8	49.875	91.45	0.282	16:31:27.455
6 -	16.061	20.681	117.7	14.881	107.8	51.623	88.35	2.030	16:32:19.078
7 -	16.254	19.575	118.3	14.249	107.8	50.078	91.08	0.485	16:33:09.156
8 -	16.974	19.722	118.9	14.319	107.7	51.015	89.40	1.422	16:34:00.171
9 -	16.097	19.497	117.9	14.333	108.0	49.927	91.35	0.334	16:34:50.098
10 -	15.985	19.589	118.1	14.261	108.2	49.835	91.52	0.242	16:35:39.933
11 -	16.190	19.453	118.1	14.190	108.5	49.833	91.52	0.240	16:36:29.766
12 -	15.929	19.368	118.5	14.296	107.8	49.593 (1)	91.97		16:37:19.359
13 -	15.954	19.420	118.3	14.285	108.2	49.659 (2)	91.84	0.066	16:38:09.018
14 -	15.948	19.510	117.7	14.370	107.3	49.828 (3)	91.53	0.235	16:38:58.846
15 -	16.022	19.618	117.5	14.351	107.8	49.991	91.23	0.398	16:39:48.837
16 -	16.046	19.502	117.3	14.367	107.8	49.915	91.37	0.322	16:40:38.752
17 -	16.063	19.540	117.5	14.297	107.7	49.900	91.40	0.307	16:41:28.652
18 -	16.061	19.580	117.5	14.325	108.0	49.966	91.28	0.373	16:42:18.618
19 -	15.989	19.561	117.5	14.380	107.3	49.930	91.35	0.337	16:43:08.548
20 -	16.061	19.738	117.3	14.276	107.8	50.075	91.08	0.482	16:43:58.623
21 -	16.072	19.490	117.9	14.324	107.7	49.886	91.43	0.293	16:44:48.509
22 -	16.138	19.555	117.3	14.298	108.0	49.991	91.23	0.398	16:45:38.500
23 -	16.132	19.565	117.9	14.368	107.8	50.065	91.10	0.472	16:46:28.565
24 -	16.152	19.571	117.7	14.356	107.8	50.079	91.07	0.486	16:47:18.644
25 -	16.039	19.737	117.5	14.415	107.3	50.191	90.87	0.598	16:48:08.835

P4	26	Juan ROSSO	Mygale M13-SJ - Mountune - Radical Motorsport						
IDEAL LAP TIME : 49.608		BEST LAP TIME : 49.751		DIFFERENCE : 0.143					

LAP	SECTOR 1	SECTOR 2	SECTOR 3	LAP TIME	MPH	DIFF	TIME OF DAY		
1 -		19.684	120.0	15.033	104.6	54.996	82.93	5.245	16:28:09.651
2 -	16.479	19.822	118.7	14.330	108.5	50.631	90.08	0.880	16:29:00.282
3 -	16.783	19.625	117.3	14.595	106.5	51.003	89.42	1.252	16:29:51.285
4 -	16.727	19.487	118.3	14.324	108.0	50.538	90.25	0.787	16:30:41.823
5 -	16.172	19.604	118.1	14.678	106.8	50.454	90.40	0.703	16:31:32.277
6 -	16.172	19.480	118.5	14.490	107.0	50.142	90.96	0.391	16:32:22.419
7 -	16.241	19.621	117.9	14.191	108.5	50.053	91.12	0.302	16:33:12.472
8 -	16.064	19.485	118.1	14.208	107.5	49.757 (2)	91.66	0.006	16:34:02.229
9 -	16.069	19.554	117.5	14.170	107.5	49.793 (3)	91.60	0.042	16:34:52.022
10 -	16.112	19.478	117.9	14.221	108.0	49.811	91.56	0.060	16:35:41.833
11 -	16.145	19.839	117.1	14.334	107.0	50.318	90.64	0.567	16:36:32.151
12 -	16.453	19.515	117.9	14.393	106.6	50.361	90.56	0.610	16:37:22.512
13 -	16.041	19.498	117.3	14.212	107.7	49.751 (1)	91.67		16:38:12.263
14 -	16.062	19.575	117.3	14.194	107.8	49.831	91.53	0.080	16:39:02.094
15 -	16.550	19.779	117.9	14.542	107.0	50.871	89.66	1.120	16:39:52.965
16 -	16.478	19.884	116.1	14.242	107.7	50.604	90.13	0.853	16:40:43.569
17 -	16.005	19.632	116.7	14.257	107.5	49.894	91.41	0.143	16:41:33.463
18 -	16.179	19.621	116.9	14.269	107.8	50.069	91.09	0.318	16:42:23.532
19 -	16.142	19.597	117.3	14.280	107.7	50.019	91.18	0.268	16:43:13.551
20 -	16.115	19.535	117.7	14.312	107.7	49.962	91.29	0.211	16:44:03.513
21 -	16.232	19.581	118.1	14.217	107.7	50.030	91.16	0.279	16:44:53.543
22 -	16.138	19.441	117.7	14.225	107.8	49.804	91.58	0.053	16:45:43.347
23 -	16.243	19.615	117.7	14.228	107.8	50.086	91.06	0.335	16:46:33.433
24 -	16.159	19.506	117.7	14.205	107.8	49.870	91.46	0.119	16:47:23.303
25 -	16.150	19.433	117.1	14.360	101.2	49.943	91.32	0.192	16:48:13.246

P5	16 S	Ashley SUTTON	Mygale M12-SJ - Scholar - MBM Motorsport						
IDEAL LAP TIME : 49.134		BEST LAP TIME : 49.174		DIFFERENCE : 0.040					

LAP	SECTOR 1	SECTOR 2	SECTOR 3	LAP TIME	MPH	DIFF	TIME OF DAY		
1 -		20.144	117.5	14.343	107.3	55.975	81.48	6.801	16:28:10.630
2 -	16.148	19.452	119.8	14.237	109.1	49.837	91.52	0.663	16:29:00.467
3 -	16.753	19.599	120.4	14.547	107.3	50.899	89.61	1.725	16:29:51.366
4 -	16.077	19.389	119.4	14.497	108.2	49.963	91.28	0.789	16:30:41.329
5 -	16.234	19.697	117.7	14.282	108.0	50.213	90.83	1.039	16:31:31.542

Knockhill

Circuit Length = 1.2669 miles

Start: 16:27 Flag 16:47 End: 16:48

Weather / Track : Bright / Dry

2014 Dunlop MSA Formula Ford Championship of Great Britain

ROUND 21 - SECTOR ANALYSIS

SECTOR 1 = FL to I1, SECTOR 2 = I1 to I2, SECTOR 3 = I2 to FL, DIFF = Difference To Personal Best Lap

6 -	15.923	19.185	119.6	14.066	107.7	49.174 (1)	92.75			16:32:20.716
7 -	15.906	19.269	120.2	14.137	108.5	49.312 (3)	92.49	0.138		16:33:10.028
8 -	16.783	20.068	119.4	14.351	107.0	51.202	89.08	2.028		16:34:01.230
9 -	15.999	19.444	118.9	14.249	107.3	49.692	91.78	0.518		16:34:50.922
10 -	15.987	19.645	117.7	14.504	108.7	50.136	90.97	0.962		16:35:41.058
11 -	16.553	19.890	118.5	14.642	108.0	51.085	89.28	1.911		16:36:32.143
12 -	16.101	19.516	118.5	14.309	106.5	49.926	91.35	0.752		16:37:22.069
13 -	15.999	19.370	118.9	14.395	106.8	49.764	91.65	0.590		16:38:11.833
14 -	15.949	19.331	119.6	14.414	108.2	49.694	91.78	0.520		16:39:01.527
15 -	16.810	19.827	118.1	14.902	105.0	51.539	88.49	2.365		16:39:53.066
16 -	16.599	20.308	115.9	14.434	109.1	51.341	88.83	2.167		16:40:44.407
17 -	16.333	20.283	118.1	14.532	106.6	51.148	89.17	1.974		16:41:35.555
18 -	16.105	19.676	118.3	14.655	105.8	50.436	90.43	1.262		16:42:25.991
19 -	16.125	19.765	117.3	14.483	108.7	50.373	90.54	1.199		16:43:16.364
20 -	16.543	20.023	115.5	14.425	108.2	50.991	89.44	1.817		16:44:07.355
21 -	16.088	19.425	119.1	14.133	107.7	49.646	91.87	0.472		16:44:57.001
22 -	15.967	19.513	118.3	14.154	108.7	49.634	91.89	0.460		16:45:46.635
23 -	15.927	19.298	118.7	14.296	107.8	49.521	92.10	0.347		16:46:36.156
24 -	15.911	19.325	119.4	14.175	108.4	49.411	92.30	0.237		16:47:25.567
25 -	15.883	19.250	119.4	14.130	108.0	49.263 (2)	92.58	0.089		16:48:14.830

P6	11 S	Ricky COLLARD	Mygale M12-SJ - Swindon - Falcon Motorsport						
IDEAL LAP TIME : 49.578		BEST LAP TIME : 49.681		DIFFERENCE : 0.103					

LAP	SECTOR 1	SECTOR 2	SECTOR 3	LAP TIME	MPH	DIFF	TIME OF DAY		
1 -		19.623	119.1	14.315	108.4	53.232	85.68	3.551	16:28:07.887
2 -	16.330	19.601	118.9	14.304	108.4	50.235	90.79	0.554	16:28:58.122
3 -	16.146	19.540	119.1	14.296	108.0	49.982	91.25	0.301	16:29:48.104
4 -	16.132	19.451	118.7	14.434	107.5	50.017	91.19	0.336	16:30:38.121
5 -	15.953	19.597	117.9	14.253	108.0	49.803 (2)	91.58	0.122	16:31:27.924
6 -	16.036	20.510	117.3	14.815	100.6	51.361	88.80	1.680	16:32:19.285
7 -	16.585	19.667	118.9	14.293	108.2	50.545	90.23	0.864	16:33:09.830
8 -	16.869	19.907	118.7	14.179	108.7	50.955	89.51	1.274	16:34:00.785
9 -	15.994	19.446	118.1	14.241	108.4	49.681 (1)	91.80		16:34:50.466
10 -	16.083	19.912	117.5	14.490	107.8	50.485	90.34	0.804	16:35:40.951
11 -	16.593	19.878	117.5	14.279	108.4	50.750	89.87	1.069	16:36:31.701
12 -	16.167	19.520	118.1	14.306	108.2	49.993	91.23	0.312	16:37:21.694
13 -	16.011	19.525	117.7	14.271	108.4	49.807 (3)	91.57	0.126	16:38:11.501
14 -	15.978	19.558	118.1	14.448	107.5	49.984	91.25	0.303	16:39:01.485
15 -	16.698	19.927	116.9	14.692	107.5	51.317	88.88	1.636	16:39:52.802
16 -	16.690	20.330	117.1	14.413	108.4	51.433	88.68	1.752	16:40:44.235
17 -	16.453	20.250	116.9	14.371	108.2	51.074	89.30	1.393	16:41:35.309
18 -	16.143	19.865	116.3	14.493	107.7	50.501	90.31	0.820	16:42:25.810
19 -	16.134	19.890	116.5	14.446	108.5	50.470	90.37	0.789	16:43:16.280
20 -	16.826	19.795	117.7	14.654	109.1	51.275	88.95	1.594	16:44:07.555
21 -	16.349	19.674	118.7	14.322	108.0	50.345	90.59	0.664	16:44:57.900
22 -	16.073	19.627	118.7	14.293	108.5	49.993	91.23	0.312	16:45:47.893
23 -	16.157	19.714	118.3	14.289	108.9	50.160	90.93	0.479	16:46:38.053
24 -	16.249	19.569	118.1	14.295	108.4	50.113	91.01	0.432	16:47:28.166
25 -	16.214	19.653	118.5	14.365	105.8	50.232	90.80	0.551	16:48:18.398

P7	25 S	Louise RICHARDSON	Mygale M12-SJ - Scholar - Richardson Racing						
IDEAL LAP TIME : 49.881		BEST LAP TIME : 50.114		DIFFERENCE : 0.233					

LAP	SECTOR 1	SECTOR 2	SECTOR 3	LAP TIME	MPH	DIFF	TIME OF DAY		
1 -		20.048	115.5	14.711	106.0	54.637	83.47	4.523	16:28:09.292
2 -	16.401	19.985	116.5	14.613	106.6	50.999	89.43	0.885	16:29:00.291
3 -	16.352	19.656	117.5	14.533	107.7	50.541	90.24	0.427	16:29:50.832
4 -	16.270	19.512	117.9	14.512	107.3	50.294	90.68	0.180	16:30:41.126
5 -	16.281	19.803	116.3	14.610	107.5	50.694	89.97	0.580	16:31:31.820
6 -	16.307	19.515	117.5	14.981	107.3	50.803	89.78	0.689	16:32:22.623
7 -	16.402	19.839	117.1	14.482	107.2	50.723	89.92	0.609	16:33:13.346
8 -	16.164	19.791	117.3	14.476	106.8	50.431	90.44	0.317	16:34:03.777
9 -	16.175	19.650	116.7	14.531	106.6	50.356	90.57	0.242	16:34:54.133
10 -	16.202	19.706	116.9	14.444	107.2	50.352	90.58	0.238	16:35:44.485

Weather / Track : Bright / Dry

Knockhill
Circuit Length = 1.2669 miles
Start: 16:27 Flag 16:47 End: 16:48

2014 Dunlop MSA Formula Ford Championship of Great Britain

ROUND 21 - SECTOR ANALYSIS

SECTOR 1 = FL to I1, SECTOR 2 = I1 to I2, SECTOR 3 = I2 to FL, DIFF = Difference To Personal Best Lap

11 -	16.133	19.557	117.7	14.424	106.6	50.114 (1)	91.01		16:36:34.599
12 -	16.092	19.644	117.1	14.400	107.2	50.136 (3)	90.97	0.022	16:37:24.735
13 -	16.122	19.847	116.9	14.365	107.0	50.334	90.61	0.220	16:38:15.069
14 -	16.022	19.700	116.9	14.466	106.5	50.188	90.88	0.074	16:39:05.257
15 -	16.151	19.683	116.7	14.387	106.1	50.221	90.82	0.107	16:39:55.478
16 -	16.301	19.766	116.3	14.430	106.1	50.497	90.32	0.383	16:40:45.975
17 -	16.176	20.001	116.5	14.469	105.8	50.646	90.05	0.532	16:41:36.621
18 -	16.226	19.550	116.9	14.347	106.1	50.123 (2)	90.99	0.009	16:42:26.744
19 -	16.261	19.782	116.7	14.546	105.6	50.589	90.16	0.475	16:43:17.333
20 -	16.328	19.590	116.9	14.757	106.3	50.675	90.00	0.561	16:44:08.008
21 -	16.282	19.710	116.5	14.507	105.3	50.499	90.32	0.385	16:44:58.507
22 -	16.256	19.699	116.5	14.377	106.5	50.332	90.62	0.218	16:45:48.839
23 -	16.288	19.743	116.5	14.434	106.8	50.465	90.38	0.351	16:46:39.304
24 -	16.194	19.640	115.5	14.437	106.6	50.271	90.73	0.157	16:47:29.575
25 -	16.168	19.683	116.5	14.481	106.6	50.332	90.62	0.218	16:48:19.907

P8 74

James ABBOTT

Mygale M13-SJ - Mountune - Radical Motorsport

IDEAL LAP TIME : 49.939

BEST LAP TIME : 50.057

DIFFERENCE : 0.118

LAP	SECTOR 1	SECTOR 2	SECTOR 3	LAP TIME	MPH	DIFF	TIME OF DAY		
1 -		20.481	119.1	14.744	108.2	56.550	80.65	6.493	16:28:11.205
2 -	16.403	19.620	118.9	14.405	108.0	50.428	90.44	0.371	16:29:01.633
3 -	16.251	19.687	118.3	14.363	108.9	50.301	90.67	0.244	16:29:51.934
4 -	16.592	19.574	118.9	14.370	108.2	50.536	90.25	0.479	16:30:42.470
5 -	16.182	19.549	119.1	14.369	108.9	50.100 (2)	91.04	0.043	16:31:32.570
6 -	16.310	19.602	118.3	14.274	109.4	50.186	90.88	0.129	16:32:22.756
7 -	16.637	20.054	118.7	14.252	108.5	50.943	89.53	0.886	16:33:13.699
8 -	16.197	19.833	119.1	14.321	108.2	50.351	90.58	0.294	16:34:04.050
9 -	16.363	19.762	118.3	14.314	108.9	50.439	90.42	0.382	16:34:54.489
10 -	16.348	19.580	119.1	14.475	107.7	50.403	90.49	0.346	16:35:44.892
11 -	16.235	19.662	118.5	14.509	107.7	50.406	90.48	0.349	16:36:35.298
12 -	16.427	19.599	117.9	14.555	107.8	50.581	90.17	0.524	16:37:25.879
13 -	16.233	19.569	118.1	14.639	107.3	50.441	90.42	0.384	16:38:16.320
14 -	16.211	19.575	117.9	14.331	107.7	50.117 (3)	91.00	0.060	16:39:06.437
15 -	16.140	19.656	118.3	14.427	107.5	50.223	90.81	0.166	16:39:56.660
16 -	16.275	19.844	117.7	14.383	107.0	50.502	90.31	0.445	16:40:47.162
17 -	16.182	19.757	117.7	14.390	107.3	50.329	90.62	0.272	16:41:37.491
18 -	16.138	19.652	117.5	14.267	108.0	50.057 (1)	91.11		16:42:27.548
19 -	16.205	19.776	117.7	14.542	107.5	50.523	90.27	0.466	16:43:18.071
20 -	16.198	19.795	118.1	14.372	107.7	50.365	90.56	0.308	16:44:08.436
21 -	16.301	19.893	117.7	14.567	106.8	50.761	89.85	0.704	16:44:59.197
22 -	16.196	19.711	117.5	14.507	106.3	50.414	90.47	0.357	16:45:49.611
23 -	16.155	19.820	116.9	14.332	107.0	50.307	90.66	0.250	16:46:39.918
24 -	16.204	19.681	117.7	14.407	107.0	50.292	90.69	0.235	16:47:30.210
25 -	16.186	19.684	117.5	14.464	107.0	50.334	90.61	0.277	16:48:20.544

P9 88

Greg HOLLOWAY

Sinter LA12 - Scholar - SWB Motorsport

IDEAL LAP TIME : 52.285

BEST LAP TIME : 52.585

DIFFERENCE : 0.300

LAP	SECTOR 1	SECTOR 2	SECTOR 3	LAP TIME	MPH	DIFF	TIME OF DAY		
1 -		21.094	113.9	14.764	104.3	58.633	77.79	6.048	16:28:13.288
2 -		20.933	115.5	44.867	90.8	1:22.896	55.02	30.311	16:29:36.184
3 -	18.589	22.103	113.9	15.498	104.5	56.190	81.17	3.605	16:30:32.374
4 -	17.245	21.481	110.9	14.883	106.0	53.609	85.08	1.024	16:31:25.983
5 -	17.103	22.313	115.7	15.140	95.1	54.556	83.60	1.971	16:32:20.539
6 -	17.960	22.311	116.3	14.859	105.8	55.130	82.73	2.545	16:33:15.669
7 -	16.804	21.496	116.3	14.742	106.5	53.042	85.99	0.457	16:34:08.711
8 -	17.137	20.816	115.7	14.682	105.5	52.635 (2)	86.65	0.050	16:35:01.346
9 -	16.905	20.888	115.9	14.792	105.6	52.585 (1)	86.73		16:35:53.931
10 -	17.009	20.913	115.9	14.854	105.8	52.776	86.42	0.191	16:36:46.707
11 -	19.753	22.181	116.5	15.094	106.0	57.028	79.98	4.443	16:37:43.735
12 -	17.169	20.887	115.9	15.191	106.1	53.247	85.65	0.662	16:38:36.982
13 -	17.000	21.552	114.3	15.064	105.8	53.616	85.06	1.031	16:39:30.598
14 -	17.187	21.339	116.3	15.367	106.3	53.893	84.63	1.308	16:40:24.491
15 -	17.149	21.284	115.5	15.333	106.3	53.766	84.83	1.181	16:41:18.257

Knockhill

Circuit Length = 1.2669 miles

Start: 16:27 Flag 16:47 End: 16:48

Weather / Track : Bright / Dry

2014 Dunlop MSA Formula Ford Championship of Great Britain

ROUND 21 - SECTOR ANALYSIS

SECTOR 1 = FL to I1, SECTOR 2 = I1 to I2, SECTOR 3 = I2 to FL, DIFF = Difference To Personal Best Lap

16 -	17.467	21.043	116.5	14.715	106.3	53.225	85.69	0.640	16:42:11.482
17 -	17.165	21.192	113.5	15.820	107.8	54.177	84.18	1.592	16:43:05.659
18 -	17.199	22.138	116.1	15.025	106.0	54.362	83.90	1.777	16:44:00.021
19 -	17.156	21.063	116.3	15.850	107.8	54.069	84.35	1.484	16:44:54.090
20 -	17.250	21.487	107.3	17.273	107.3	56.010	81.43	3.425	16:45:50.100
21 -	17.372	21.250	115.9	14.689	106.8	53.311	85.55	0.726	16:46:43.411
22 -	17.058	20.979	116.5	14.665	106.6	52.702 (3)	86.54	0.117	16:47:36.113
23 -	17.104	21.103	116.7	14.890	107.2	53.097	85.90	0.512	16:48:29.210

P10 23 S Chris MEALIN

Mygale M12-SJ - Swindon - Falcon Motorsport

IDEAL LAP TIME : 50.499

BEST LAP TIME : 50.677

DIFFERENCE : 0.178

LAP	SECTOR 1	SECTOR 2	SECTOR 3	LAP TIME	MPH	DIFF	TIME OF DAY		
1 -		20.459	117.1	14.589	107.5	56.830	80.25	6.153	16:28:11.485
2 -	16.448	19.910	116.7	14.822	106.5	51.180	89.11	0.503	16:29:02.665
3 -	16.393	19.948	116.3	14.568	106.8	50.909	89.59	0.232	16:29:53.574
4 -	16.299	19.901	116.3	14.670	106.3	50.870	89.66	0.193	16:30:44.444
5 -	16.289	19.931	116.1	14.607	106.1	50.827 (2)	89.73	0.150	16:31:35.271
6 -	16.405	19.863	116.7	14.566	107.5	50.834 (3)	89.72	0.157	16:32:26.105
7 -	16.180	20.023	117.1	14.474	107.7	50.677 (1)	90.00		16:33:16.782
8 -	16.275	20.372	116.3	14.600	107.5	51.247	89.00	0.570	16:34:08.029
9 -	16.671	20.252	116.3	14.596	107.5	51.519	88.53	0.842	16:34:59.548
10 -	16.443	20.053	117.1	14.456	108.0	50.952	89.51	0.275	16:35:50.500
11 -	16.429	19.894	116.7	14.669	106.1	50.992	89.44	0.315	16:36:41.492
12 -	17.343	20.143	116.5	14.570	106.6	52.056	87.61	1.379	16:37:33.548
13 -	16.438	20.217	117.1	14.690	106.8	51.345	88.83	0.668	16:38:24.893
14 -	16.464	36.011	57.4	26.858	35.1	1:19.333	57.49	28.656	16:39:44.226

2014 Dunlop MSA Formula Ford Championship of Great Britain

ROUND 21 - BEST SPEEDS

POS	SECTOR 1			SECTOR 2			FINISH LINE		
	NO	NAME	MPH	NO	NAME	MPH	NO	NAME	MPH
1				2	Jayde KRUGER	120.9	18	Max MARSHALL	109.8
2				18	Max MARSHALL	120.6	2	Jayde KRUGER	109.6
3				16	Ashley SUTTON	120.4	74	James ABBOTT	109.4
4				26	Juan ROSSO	120.0	11	Ricky COLLARD	109.1
5				11	Ricky COLLARD	119.1	16	Ashley SUTTON	109.1
6				74	James ABBOTT	119.1	6	Harrison SCOTT	108.5
7				6	Harrison SCOTT	118.9	26	Juan ROSSO	108.5
8				25	Louise RICHARDSON	117.9	23	Chris MEALIN	108.0
9				23	Chris MEALIN	117.1	88	Greg HOLLOWAY	107.8
10				88	Greg HOLLOWAY	116.7	25	Louise RICHARDSON	107.7

Weather / Track : Bright / Dry

Results can be found at www.tsl-timing.com

Knockhill
Circuit Length = 1.2669 miles
Start: 16:27 Flag 16:47 End: 16:48

Printed - 16:48 Sunday, 24 August 2014

2014 Dunlop MSA Formula Ford Championship of Great Britain

ROUND 21 - BEST SECTORS

SECTOR 1			SECTOR 2			SECTOR 3			IDEAL / BEST COMPARISON						
POS	NO	NAME	TIME	NO	NAME	TIME	NO	NAME	TIME	POS	NO	NAME	IDEAL	BEST	DIFF
1	2	KRUGER	15.826	16	SUTTON	19.185	18	MARSHALL	13.957				PERFECT LAP	48.968	
2	18	MARSHALL	15.879	2	KRUGER	19.270	2	KRUGER	13.958	1	2	KRUGER	49.054	49.130	0.076
3	16	SUTTON	15.883	18	MARSHALL	19.295	16	SUTTON	14.066	2	18	MARSHALL	49.131	49.307	0.176
4	6	SCOTT	15.929	6	SCOTT	19.368	26	ROSSO	14.170	3	16	SUTTON	49.134	49.174	0.040
5	11	COLLARD	15.953	26	ROSSO	19.433	11	COLLARD	14.179	4	6	SCOTT	49.487	49.593	0.106
6	26	ROSSO	16.005	11	COLLARD	19.446	6	SCOTT	14.190	5	11	COLLARD	49.578	49.681	0.103
7	25	RICHARDSON	16.022	25	RICHARDSON	19.512	74	ABBOTT	14.252	6	26	ROSSO	49.608	49.751	0.143
8	74	ABBOTT	16.138	74	ABBOTT	19.549	25	RICHARDSON	14.347	7	25	RICHARDSON	49.881	50.114	0.233
9	23	MEALIN	16.180	23	MEALIN	19.863	23	MEALIN	14.456	8	74	ABBOTT	49.939	50.057	0.118
10	88	HOLLOWAY	16.804	88	HOLLOWAY	20.816	88	HOLLOWAY	14.665	9	23	MEALIN	50.499	50.677	0.178
										10	88	HOLLOWAY	52.285	52.585	0.300

Weather / Track : Bright / Dry

Results can be found at www.tsl-timing.com

Knockhill

Circuit Length = 1.2669 miles

Start: 16:27 Flag 16:47 End: 16:48

Printed - 16:48 Sunday, 24 August 2014

2014 Dunlop MSA Formula Ford Championship of Great Britain

ROUND 21 - LAP CHART

LAP 1 @ 16:28:06.654			LAP 2 @ 16:28:56.315			LAP 3 @ 16:29:45.745			LAP 4 @ 16:30:35.124			LAP 5 @ 16:31:24.993		
NO	BEHIND	LAP TIME	NO	BEHIND	LAP TIME	NO	BEHIND	LAP TIME	NO	BEHIND	LAP TIME	NO	BEHIND	LAP TIME
2		51.999	2		49.661	2		49.430	2		49.379	2		49.869
6	1.015	53.014	6	1.518	50.164	6	1.969	49.881	6	2.456	49.866	88	1 Lap	53.609
11	1.233	53.232	11	1.807	50.235	11	2.359	49.982	11	2.997	50.017	6	2.462	49.875
25	2.638	54.637	18	3.769	50.509	18	3.715	49.376	18	3.674	49.338	11	2.931	49.803
18	2.921	54.920	26	3.967	50.631	25	5.087	50.541	25	6.002	50.294	18	3.601	49.796
26	2.997	54.996	25	3.976	50.999	26	5.540	51.003	16	6.205	49.963	16	6.549	50.213
16	3.976	55.975	16	4.152	49.837	16	5.621	50.899	26	6.699	50.538	25	6.827	50.694
74	4.551	56.550	74	5.318	50.428	74	6.189	50.301	74	7.346	50.536	26	7.284	50.454
23	4.831	56.830	23	6.350	51.180	23	7.829	50.909	23	9.320	50.870	74	7.577	50.100
88	6.634	58.633	88	39.869	1:22.896	88	46.629	56.190				23	10.278	50.827

Weather / Track : Bright / Dry

Results can be found at www.tsl-timing.com

Page 1 of 5

Knockhill

Circuit Length = 1.2669 miles

Start: 16:27 Flag 16:47 End: 16:48

Printed - 16:49 Sunday, 24 August 2014

2014 Dunlop MSA Formula Ford Championship of Great Britain

ROUND 21 - LAP CHART

LAP 6 @ 16:32:14.148			LAP 7 @ 16:33:03.278			LAP 8 @ 16:33:52.765			LAP 9 @ 16:34:42.291			LAP 10 @ 16:35:31.743		
NO	BEHIND	LAP TIME	NO	BEHIND	LAP TIME	NO	BEHIND	LAP TIME	NO	BEHIND	LAP TIME	NO	BEHIND	LAP TIME
2		49.155	2		49.130	2		49.487	2		49.526	2		49.452
6	4.930	51.623	6	5.878	50.078	18	6.679	50.216	18	6.908	49.755	18	7.228	49.772
18	4.930	50.484	18	5.950	50.150	6	7.406	51.015	6	7.807	49.927	6	8.190	49.835
11	5.137	51.361	11	6.552	50.545	11	8.020	50.955	11	8.175	49.681	11	9.208	50.485
88	1 Lap	54.556	16	6.750	49.312	16	8.465	51.202	16	8.631	49.692	16	9.315	50.136
16	6.568	49.174	26	9.194	50.053	26	9.464	49.757	26	9.731	49.793	26	10.090	49.811
26	8.271	50.142	25	10.068	50.723	25	11.012	50.431	25	11.842	50.356	25	12.742	50.352
25	8.475	50.803	74	10.421	50.943	74	11.285	50.351	74	12.198	50.439	74	13.149	50.403
74	8.608	50.186	88	1 Lap	55.130	23	15.264	51.247	23	17.257	51.519	23	18.757	50.952
23	11.957	50.834	23	13.504	50.677	88	1 Lap	53.042	88	1 Lap	52.635	88	1 Lap	52.585

Weather / Track : Bright / Dry

Results can be found at www.tsl-timing.com

Page 2 of 5

Knockhill
 Circuit Length = 1.2669 miles
 Start: 16:27 Flag 16:47 End: 16:48

Printed - 16:49 Sunday, 24 August 2014

2014 Dunlop MSA Formula Ford Championship of Great Britain

ROUND 21 - LAP CHART

LAP 11 @ 16:36:21.180			LAP 12 @ 16:37:10.614			LAP 13 @ 16:38:00.091			LAP 14 @ 16:38:49.605			LAP 15 @ 16:39:39.302		
NO	BEHIND	LAP TIME	NO	BEHIND	LAP TIME	NO	BEHIND	LAP TIME	NO	BEHIND	LAP TIME	NO	BEHIND	LAP TIME
2		49.437	2		49.434	2		49.477	2		49.514	2		49.697
18	7.559	49.768	18	7.432	49.307	18	7.538	49.583	18	7.550	49.526	23	1 Lap	1:19.333
6	8.586	49.833	6	8.745	49.593	6	8.927	49.659	6	9.241	49.828	18	7.388	49.535
11	10.521	50.750	11	11.080	49.993	11	11.410	49.807	11	11.880	49.984	6	9.535	49.991
16	10.963	51.085	16	11.455	49.926	16	11.742	49.764	16	11.922	49.694	11	13.500	51.317
26	10.971	50.318	26	11.898	50.361	26	12.172	49.751	26	12.489	49.831	26	13.663	50.871
25	13.419	50.114	25	14.121	50.136	25	14.978	50.334	25	15.652	50.188	16	13.764	51.539
74	14.118	50.406	74	15.265	50.581	74	16.229	50.441	74	16.832	50.117	25	16.176	50.221
23	20.312	50.992	23	22.934	52.056	23	24.802	51.345	88	1 Lap	53.616	74	17.358	50.223
88	1 Lap	52.776	88	1 Lap	57.028	88	1 Lap	53.247				88	1 Lap	53.893

Weather / Track : Bright / Dry

Results can be found at www.tsl-timing.com

Page 3 of 5

Knockhill

Circuit Length = 1.2669 miles

Start: 16:27 Flag 16:47 End: 16:48

Printed - 16:49 Sunday, 24 August 2014

2014 Dunlop MSA Formula Ford Championship of Great Britain

ROUND 21 - LAP CHART

LAP 16 @ 16:40:28.783			LAP 17 @ 16:41:18.343			LAP 18 @ 16:42:07.857			LAP 19 @ 16:42:57.305			LAP 20 @ 16:43:46.818		
NO	BEHIND	LAP TIME	NO	BEHIND	LAP TIME	NO	BEHIND	LAP TIME	NO	BEHIND	LAP TIME	NO	BEHIND	LAP TIME
2		49.481	2		49.560	2		49.514	2		49.448	2		49.513
18	7.424	49.517	18	7.452	49.588	88	2 Laps	53.225	18	7.584	49.578	18	7.574	49.503
6	9.969	49.915	6	10.309	49.900	18	7.454	49.516	88	2 Laps	54.177	6	11.805	50.075
26	14.786	50.604	26	15.120	49.894	6	10.761	49.966	6	11.243	49.930	88	2 Laps	54.362
11	15.452	51.433	11	16.966	51.074	26	15.675	50.069	26	16.246	50.019	26	16.695	49.962
16	15.624	51.341	16	17.212	51.148	11	17.953	50.501	11	18.975	50.470	16	20.537	50.991
25	17.192	50.497	25	18.278	50.646	16	18.134	50.436	16	19.059	50.373	11	20.737	51.275
74	18.379	50.502	74	19.148	50.329	25	18.887	50.123	25	20.028	50.589	25	21.190	50.675
88	1 Lap	53.766				74	19.691	50.057	74	20.766	50.523	74	21.618	50.365

Weather / Track : Bright / Dry

Results can be found at www.tsl-timing.com

Page 4 of 5

Knockhill

Circuit Length = 1.2669 miles

Start: 16:27 Flag 16:47 End: 16:48

Printed - 16:49 Sunday, 24 August 2014

2014 Dunlop MSA Formula Ford Championship of Great Britain

ROUND 21 - LAP CHART

LAP 21 @ 16:44:36.353			LAP 22 @ 16:45:25.915			LAP 23 @ 16:46:15.378			LAP 24 @ 16:47:04.907			LAP 25 @ 16:47:54.718		
NO	BEHIND	LAP TIME	NO	BEHIND	LAP TIME	NO	BEHIND	LAP TIME	NO	BEHIND	LAP TIME	NO	BEHIND	LAP TIME
2		49.535	2		49.562	2		49.463	2		49.529	2		49.811
18	7.556	49.517	18	7.350	49.356	18	7.665	49.778	18	8.311	50.175	18	8.293	49.793
6	12.156	49.886	6	12.585	49.991	6	13.187	50.065	6	13.737	50.079	6	14.117	50.191
26	17.190	50.030	26	17.432	49.804	26	18.055	50.086	26	18.396	49.870	26	18.528	49.943
88	2 Laps	54.069	16	20.720	49.634	16	20.778	49.521	16	20.660	49.411	16	20.112	49.263
16	20.648	49.646	11	21.978	49.993	11	22.675	50.160	11	23.259	50.113	11	23.680	50.232
11	21.547	50.345	25	22.924	50.332	25	23.926	50.465	25	24.668	50.271	25	25.189	50.332
25	22.154	50.499	74	23.696	50.414	74	24.540	50.307	74	25.303	50.292	74	25.826	50.334
74	22.844	50.761	88	2 Laps	56.010	88	2 Laps	53.311	88	2 Laps	52.702	88	2 Laps	53.097

Weather / Track : Bright / Dry

Knockhill

Circuit Length = 1.2669 miles

Start: 16:27 Flag 16:47 End: 16:48

2014 Dunlop MSA Formula Ford Championship of Great Britain

ROUND 21 - POSITION CHART

No	Name	Lap Pos	Lap																								
			1	2	3	4	5	6	7	8	9	10	11	12	13	14	15	16	17	18	19	20	21	22	23	24	25
2	KRUGER	1	2	2	2	2	2	2	2	2	2	2	2	2	2	2	2	2	2	2	2	2	2	2	2	2	2
6	SCOTT	2	6	6	6	6	6	6	6	18	18	18	18	18	18	18	18	18	18	18	18	18	18	18	18	18	18
11	COLLARD	3	11	11	11	11	11	18	18	6	6	6	6	6	6	6	6	6	6	6	6	6	6	6	6	6	6
25	RICHARDSON	4	25	18	18	18	18	11	11	11	11	11	11	11	11	11	11	26	26	26	26	26	26	26	26	26	26
26	ROSSO	5	18	26	25	25	16	16	16	16	16	16	16	16	16	16	16	26	11	11	11	11	16	16	16	16	16
18	MARSHALL	6	26	25	26	16	25	26	26	26	26	26	26	26	26	26	16	16	16	16	16	11	11	11	11	11	11
74	ABBOTT	7	16	16	16	26	26	25	25	25	25	25	25	25	25	25	25	25	25	25	25	25	25	25	25	25	25
23	MEALIN	8	74	74	74	74	74	74	74	74	74	74	74	74	74	74	74	74	74	74	74	74	74	74	74	74	74
88	HOLLOWAY	9	23	23	23	23	23	23	23	23	23	23	23	23	23	23	23	88	88	88	88	88	88	88	88	88	88
16	SUTTON	10	88	88	88	88	88	88	88	88	88	88	88	88	88	88	88	88	88	88	88	88	88	88	88	88	88

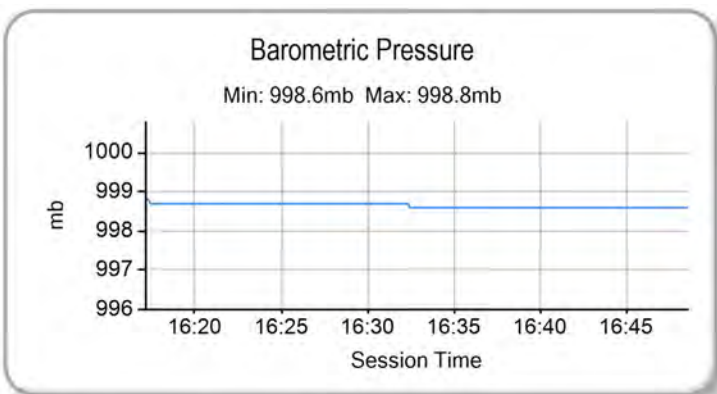
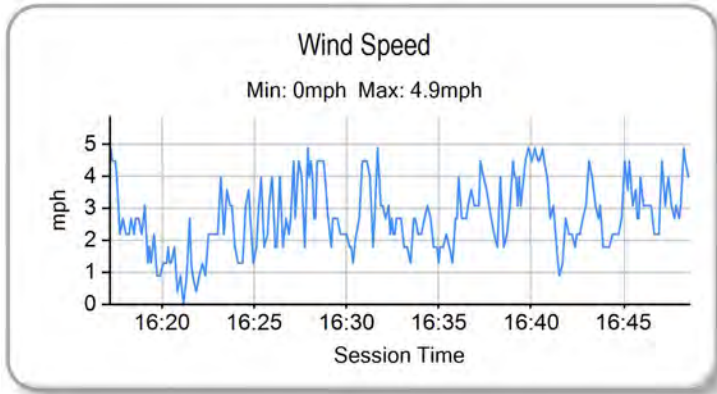
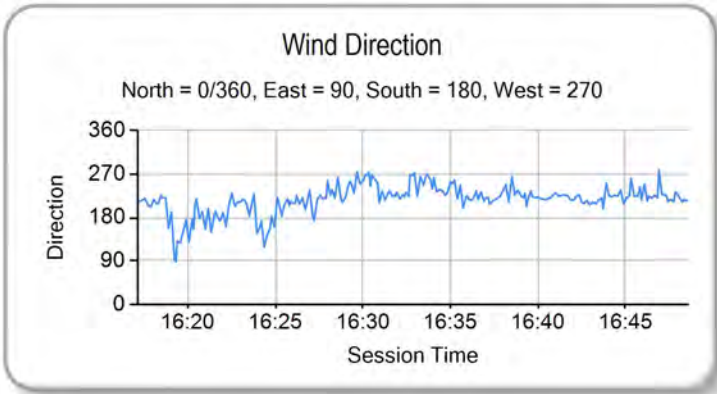
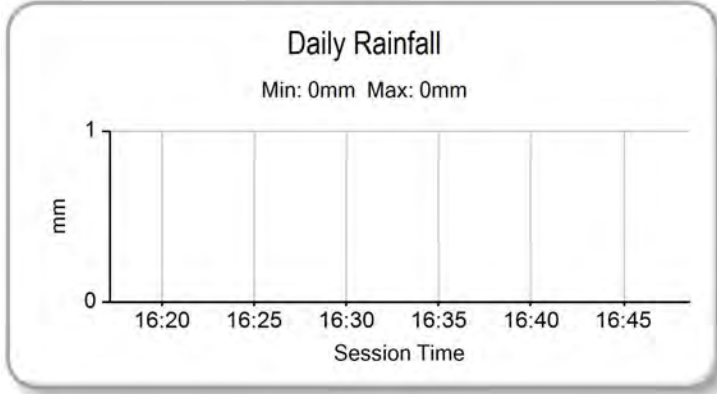
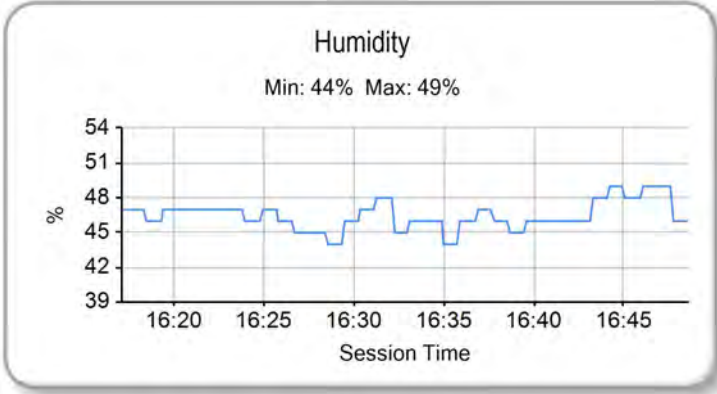
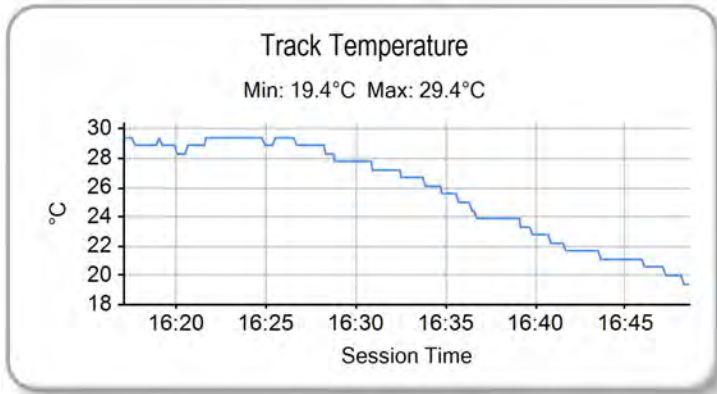
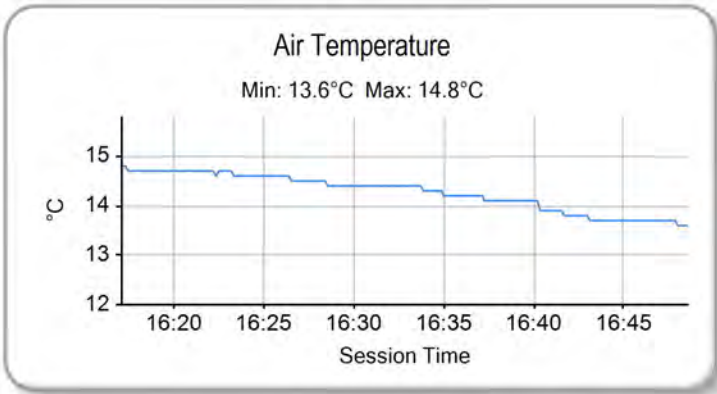
Weather / Track : Bright / Dry

Results can be found at www.tsl-timing.com

Knockhill
 Circuit Length = 1.2669 miles
 Start: 16:27 Flag 16:47 End: 16:48

Printed - 16:49 Sunday, 24 August 2014

2014 Dunlop MSA Formula Ford Championship of Great Britain
ROUND 21 - WEATHER CONDITIONS



Weather / Track : Bright / Dry

Results can be found at www.tsl-timing.com

Knockhill
 Circuit Length = 1.2669 miles
 Start: 16:27 Flag 16:47 End: 16:48

Printed - 16:51 Sunday, 24 August 2014