



2014 DUNLOP MSA FORMULA FORD CHAMPIONSHIP OF GREAT BRITAIN

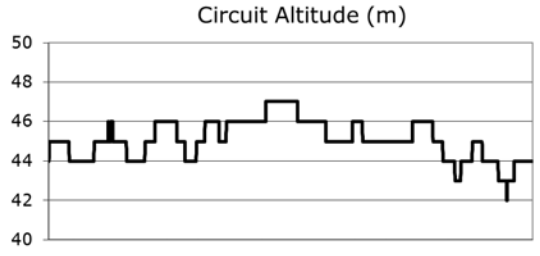
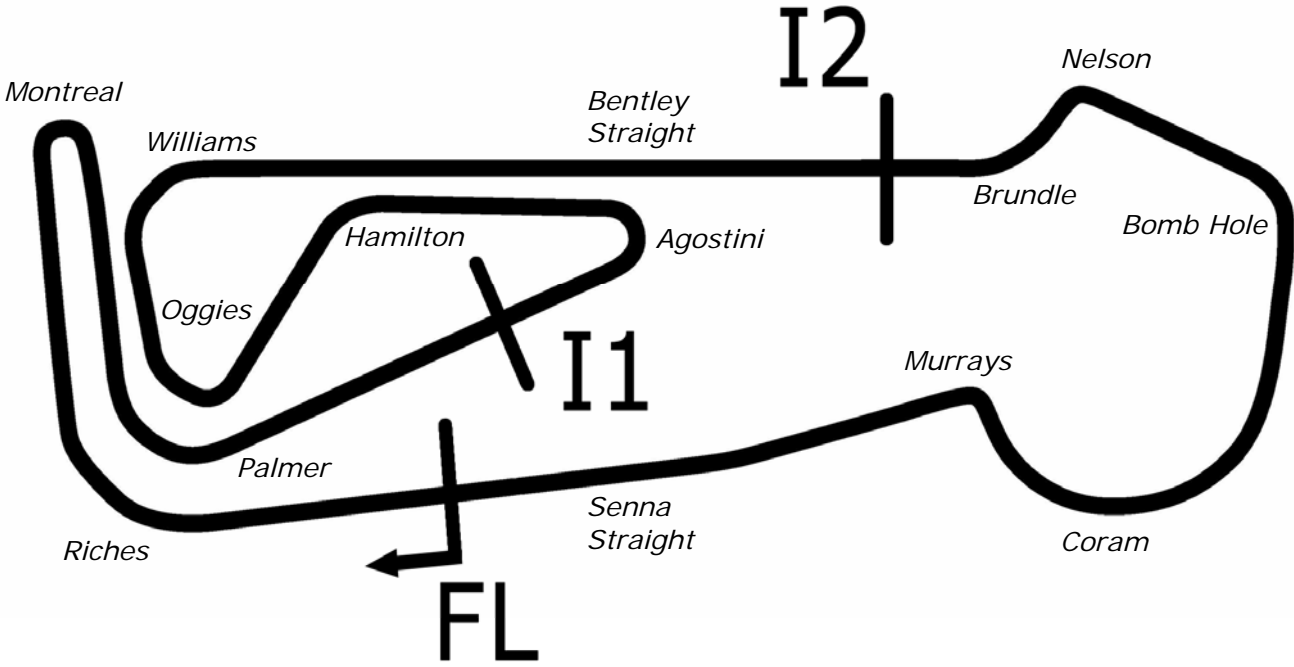
**Rounds 16, 17 & 18
Snetterton 300**

2nd / 3rd August 2014



Results Provided by Timing Solutions Ltd
www.tsl-timing.com

Snetterton 300



Length	2.9689 miles	4778.0 m	
FL		52.46340 N	0.94476 E
I1	1545m	52.46487 N	0.94466 E
I2	3198m	52.46617 N	0.94964 E
Pit Entry	4572m	52.46364 N	0.94774 E
Pit Exit	40m after FL	52.46338 N	0.94420 E
Pit Entry–Pit Exit 246m, 14.7s @60kph, 11.0s @80kph			

All results available at www.tsl-timing.com



2014 Dunlop MSA Formula Ford Championship of Great Britain

QUALIFYING - ROUND 16 - CLASSIFICATION

POS	NO	CL	PIC NAME	NAT	ENTRY	TIME	ON	LAPS	GAP	DIFF	MPH
1	2		1 Jayde KRUGER	RSA	Mygale M12 SJ - Mountune - JTR	1:49.416	10	10			97.68
2	16	S	1 Ashley SUTTON	GBR	Mygale M12-SJ - Scholar - MBM Motorsport	1:49.692	6	9	0.276	0.276	97.43
3	6		2 Harrison SCOTT	GBR	Mygale M13 SJ - Swindon - Falcon Motorsport	1:50.027	4	9	0.611	0.335	97.14
4	18		3 Max MARSHALL	GBR	Mygale M12 SJ - Mountune - JTR	1:50.328	6	9	0.912	0.301	96.87
5	11	S	2 Ricky COLLARD	GBR	Mygale M12-SJ - Swindon - Falcon Motorsport	1:50.402	5	9	0.986	0.074	96.81
6	94	S	3 Michael O'BRIEN	GBR	Mygale M12-SJ - Scholar - MBM Motorsport	1:51.226	6	10	1.810	0.824	96.09
7	74		4 James ABBOTT	GBR	Mygale M13-SJ - Mountune - Radical Motorsport	1:51.389	7	8	1.973	0.163	95.95
8	25	S	4 Louise RICHARDSON	GBR	Mygale M12-SJ - Scholar - Richardson Racing	1:51.401	6	9	1.985	0.012	95.94
9	26		5 Juan ROSSO	ARG	Mygale M13-SJ - Mountune - Radical Motorsport	1:51.431	6	8	2.015	0.030	95.91
10	23	S	5 Chris MEALIN	GBR	Mygale M12-SJ - Swindon - Falcon Motorsport	1:52.485	5	9	3.069	1.054	95.01
11	88		6 Greg HOLLOWAY	AUS	Sinter LA12 - Scholar - SWB Motorsport	1:55.684	7	10	6.268	3.199	92.39

Weather / Track : Cloudy / Dry

These results are provisional until the conclusion of any judicial and technical matters.

Snetterton 300

Circuit Length = 2.9689 miles

Start: 10:13 Flag 10:33 End: 10:37

Clerk Of Course :

Timekeeper :

Results can be found at www.tsl-timing.com

Printed - 10:41 Saturday, 02 August 2014





2014 Dunlop MSA Formula Ford Championship of Great Britain

QUALIFYING - ROUND 17 - 2ND FASTEST CLASSIFICATION

POS	NO	CL	PIC NAME	NAT	ENTRY	TIME	ON	LAPS	GAP	DIFF	MPH
1	16	S	1 Ashley SUTTON	GBR	Mygale M12-SJ - Scholar - MBM Motorsport	1:49.816	9	9			97.32
2	2		1 Jayde KRUGER	RSA	Mygale M12 SJ - Mountune - JTR	1:49.926	9	10	0.110	0.110	97.22
3	6		2 Harrison SCOTT	GBR	Mygale M13 SJ - Swindon - Falcon Motorsport	1:50.213	6	9	0.397	0.287	96.97
4	18		3 Max MARSHALL	GBR	Mygale M12 SJ - Mountune - JTR	1:50.514	7	9	0.698	0.301	96.71
5	11	S	2 Ricky COLLARD	GBR	Mygale M12-SJ - Swindon - Falcon Motorsport	1:50.576	8	9	0.760	0.062	96.65
6	94	S	3 Michael O'BRIEN	GBR	Mygale M12-SJ - Scholar - MBM Motorsport	1:51.347	7	10	1.531	0.771	95.98
7	26		4 Juan ROSSO	ARG	Mygale M13-SJ - Mountune - Radical Motorsport	1:51.523	5	8	1.707	0.176	95.83
8	74		5 James ABBOTT	GBR	Mygale M13-SJ - Mountune - Radical Motorsport	1:51.553	5	8	1.737	0.030	95.81
9	25	S	4 Louise RICHARDSON	GBR	Mygale M12-SJ - Scholar - Richardson Racing	1:52.552	5	9	2.736	0.999	94.96
10	23	S	5 Chris MEALIN	GBR	Mygale M12-SJ - Swindon - Falcon Motorsport	1:52.635	6	9	2.819	0.083	94.89
11	88		6 Greg HOLLOWAY	AUS	Sinter LA12 - Scholar - SWB Motorsport	1:55.766	5	10	5.950	3.131	92.32

Weather / Track : Cloudy / Dry

These results are provisional until the conclusion of any judicial and technical matters.

Snetterton 300

Circuit Length = 2.9689 miles

Start: 10:13 Flag 10:33 End: 10:37

Clerk Of Course :

Timekeeper :

Results can be found at www.tsl-timing.com

Printed - 10:42 Saturday, 02 August 2014



RACINGLINE

2014 Dunlop MSA Formula Ford Championship of Great Britain

QUALIFYING - ROUND 16 - SECTOR ANALYSIS

SECTOR 1 = FL to I1, SECTOR 2 = I1 to I2, SECTOR 3 = I2 to FL, DIFF = Difference To Personal Best Lap

P1		2		Jayde KRUGER			Mygale M12 SJ - Mountune - JTR				
IDEAL LAP TIME : 1:49.393		BEST LAP TIME : 1:49.416			DIFFERENCE : 0.023						
LAP	SECTOR 1	SECTOR 2		SECTOR 3		LAP TIME	MPH	DIFF	TIME OF DAY		
1 -	OUTLAP	103.2	46.474	117.3	44.259	126.8	2:17.962	77.47	28.546	10:16:07.831	
2 -	38.423	119.6	53.320	82.4	47.624	129.3	2:19.367	76.69	29.951	10:18:27.198	
3 -	38.294	120.2	44.338	132.6	38.441	129.8	2:01.073	88.27	11.657	10:20:28.271	
4 -	34.695	123.1	39.642	136.1	36.389	129.0	1:50.726	96.52	1.310	10:22:18.997	
5 -	34.557	122.6	39.435	136.1	36.115	129.8	1:50.107 (3)	97.06	0.691	10:24:09.104	
6 -	46.743	87.7	49.579	96.9	43.726	128.8	2:20.048	76.31	30.632	10:26:29.152	
7 -	34.440	123.1	39.134	136.6	36.594	128.5	1:50.168	97.01	0.752	10:28:19.320	
8 -	36.060	120.6	41.314	136.3	38.127	129.0	1:55.501	92.53	6.085	10:30:14.821	
9 -	34.500	123.1	39.369	135.8	36.057	128.8	1:49.926 (2)	97.22	0.510	10:32:04.747	
10 -	34.221	123.1	39.157	136.3	36.038	129.3	1:49.416 (1)	97.68		10:33:54.163	

P2		16 S		Ashley SUTTON			Mygale M12-SJ - Scholar - MBM Motorsport				
IDEAL LAP TIME : 1:49.468		BEST LAP TIME : 1:49.692			DIFFERENCE : 0.224						
LAP	SECTOR 1	SECTOR 2		SECTOR 3		LAP TIME	MPH	DIFF	TIME OF DAY		
1 -	OUTLAP	70.5	55.921	72.6	52.028	89.8	2:48.604	63.39	58.912	10:16:43.767	
2 -	42.238	87.0	45.252	126.1	43.047	124.9	2:10.537	81.87	20.845	10:18:54.304	
3 -	36.080	118.3	41.562	134.2	37.238	128.0	1:54.880	93.03	5.188	10:20:49.184	
4 -	34.791	122.0	39.674	134.2	36.401	127.8	1:50.866	96.40	1.174	10:22:40.050	
5 -	34.598	122.2	39.495	133.9	36.250	127.3	1:50.343 (3)	96.86	0.651	10:24:30.393	
6 -	34.242	122.4	39.305	134.2	36.145	127.0	1:49.692 (1)	97.43		10:26:20.085	
7 -	42.986	68.8	46.764	124.0	IN PIT		3:23.319 P	52.56	1:33.627	10:29:43.404	
8 -	OUTLAP	102.9	42.869	133.1	38.989	127.8	2:02.331	87.37	12.639	10:31:45.735	
9 -	34.124	122.2	39.653	133.1	36.039	127.3	1:49.816 (2)	97.32	0.124	10:33:35.551	

P3		6		Harrison SCOTT			Mygale M13 SJ - Swindon - Falcon Motorsport				
IDEAL LAP TIME : 1:49.982		BEST LAP TIME : 1:50.027			DIFFERENCE : 0.045						
LAP	SECTOR 1	SECTOR 2		SECTOR 3		LAP TIME	MPH	DIFF	TIME OF DAY		
1 -	OUTLAP	60.2	58.529	74.0	IN PIT		5:01.917 P	35.40	3:11.890	10:19:04.493	
2 -	OUTLAP	75.2	48.678	88.3	42.871	115.7	2:17.451	77.75	27.424	10:21:21.944	
3 -	38.310	98.5	41.852	123.3	38.174	128.3	1:58.336	90.31	8.309	10:23:20.280	
4 -	34.579	122.2	39.390	133.1	36.058	127.3	1:50.027 (1)	97.14		10:25:10.307	
5 -	34.534	122.0	39.438	133.1	37.241	126.6	1:51.213	96.10	1.186	10:27:01.520	
6 -	34.544	121.7	39.581	132.3	36.088	123.3	1:50.213 (2)	96.97	0.186	10:28:51.733	
7 -	35.244	119.1	39.938	128.3	36.864	122.6	1:52.046	95.39	2.019	10:30:43.779	
8 -	38.432	95.3	47.185	94.1	40.692	128.5	2:06.309	84.61	16.282	10:32:50.088	
9 -	34.754	122.6	39.624	132.6	36.363	126.3	1:50.741 (3)	96.51	0.714	10:34:40.829	

P4		18		Max MARSHALL			Mygale M12 SJ - Mountune - JTR				
IDEAL LAP TIME : 1:50.221		BEST LAP TIME : 1:50.328			DIFFERENCE : 0.107						
LAP	SECTOR 1	SECTOR 2		SECTOR 3		LAP TIME	MPH	DIFF	TIME OF DAY		
1 -	OUTLAP	93.0	43.249	133.1	40.528	128.0	2:10.023	82.20	19.695	10:16:08.800	
2 -	36.831	119.1	41.342	135.0	37.529	128.3	1:55.702	92.37	5.374	10:18:04.502	
3 -	36.011	121.5	40.729	135.2	36.972	128.8	1:53.712	93.99	3.384	10:19:58.214	
4 -	34.923	123.1	39.889	135.5	36.724	129.0	1:51.536	95.82	1.208	10:21:49.750	
5 -	34.801	122.9	39.767	134.7	36.372	128.8	1:50.940 (3)	96.34	0.612	10:23:40.690	
6 -	34.647	122.2	39.421	135.2	36.260	128.5	1:50.328 (1)	96.87		10:25:31.018	
7 -	34.621	121.7	39.340	135.0	36.553	128.5	1:50.514 (2)	96.71	0.186	10:27:21.532	
8 -	37.789	96.1	41.649	135.0	37.252	128.3	1:56.690	91.59	6.362	10:29:18.222	
9 -	35.077	122.4	41.224	135.2	37.433	129.3	1:53.734	93.97	3.406	10:31:11.956	

P5		11 S		Ricky COLLARD			Mygale M12-SJ - Swindon - Falcon Motorsport				
IDEAL LAP TIME : 1:50.152		BEST LAP TIME : 1:50.402			DIFFERENCE : 0.250						
LAP	SECTOR 1	SECTOR 2		SECTOR 3		LAP TIME	MPH	DIFF	TIME OF DAY		
1 -	OUTLAP	71.3	59.603	73.5	IN PIT		5:00.910 P	35.51	3:10.508	10:19:11.824	
2 -	OUTLAP	96.9	48.125	96.1	42.126	114.1	2:12.212	80.84	21.810	10:21:24.036	
3 -	37.792	92.1	41.746	130.5	37.552	127.5	1:57.090	91.28	6.688	10:23:21.126	

Weather / Track : Cloudy / Dry

Snetterton 300
Circuit Length = 2.9689 miles
Start: 10:13 Flag 10:33 End: 10:37

2014 Dunlop MSA Formula Ford Championship of Great Britain

QUALIFYING - ROUND 16 - SECTOR ANALYSIS

SECTOR 1 = FL to I1, SECTOR 2 = I1 to I2, SECTOR 3 = I2 to FL, DIFF = Difference To Personal Best Lap

4 -	34.678	121.3	39.388	133.1	36.558	126.3	1:50.624	96.61	0.222	10:25:11.750
5 -	34.717	121.3	39.303	132.8	36.382	126.8	1:50.402 (1)	96.81		10:27:02.152
6 -	34.616	120.9	41.975	123.1	40.532	127.8	1:57.123	91.25	6.721	10:28:59.275
7 -	34.760	120.6	39.528	132.6	36.294	126.8	1:50.582 (3)	96.65	0.180	10:30:49.857
8 -	34.555	121.1	39.610	131.8	36.411	126.3	1:50.576 (2)	96.65	0.174	10:32:40.433
9 -	36.279	92.5	48.182	128.0	36.488	127.5	2:00.949	88.36	10.547	10:34:41.382

P6	94 S	Michael O'BRIEN	Mygale M12-SJ - Scholar - MBM Motorsport							
IDEAL LAP TIME : 1:51.149		BEST LAP TIME : 1:51.226		DIFFERENCE : 0.077						

LAP	SECTOR 1	SECTOR 2	SECTOR 3	LAP TIME	MPH	DIFF	TIME OF DAY			
1 -	OUTLAP	100.7	46.055	130.5	44.358	126.3	2:16.854	78.09	25.628	10:16:08.620
2 -	38.979	118.7	46.372	133.9	39.335	128.0	2:04.686	85.71	13.460	10:18:13.306
3 -	35.860	121.3	41.170	133.1	38.020	127.8	1:55.050	92.89	3.824	10:20:08.356
4 -	35.367	121.5	40.325	133.6	37.343	127.8	1:53.035	94.55	1.809	10:22:01.391
5 -	34.913	122.0	39.844	133.9	37.043	128.0	1:51.800	95.60	0.574	10:23:53.191
6 -	34.653	122.4	39.772	133.6	36.801	128.0	1:51.226 (1)	96.09		10:25:44.417
7 -	34.612	122.0	39.736	133.6	36.999	127.0	1:51.347 (2)	95.98	0.121	10:27:35.764
8 -	37.255	108.4	45.892	113.3	39.107	128.3	2:02.254	87.42	11.028	10:29:38.018
9 -	34.952	122.0	40.698	134.2	37.626	129.0	1:53.276	94.35	2.050	10:31:31.294
10 -	34.749	121.7	39.737	133.9	36.972	128.0	1:51.458 (3)	95.89	0.232	10:33:22.752

P7	74	James ABBOTT	Mygale M13-SJ - Mountune - Radical Motorsport							
IDEAL LAP TIME : 1:51.389		BEST LAP TIME : 1:51.389		DIFFERENCE : 0.000						

LAP	SECTOR 1	SECTOR 2	SECTOR 3	LAP TIME	MPH	DIFF	TIME OF DAY			
1 -	OUTLAP	75.8	49.982	98.6	43.364	107.8	2:27.176	72.62	35.787	10:16:24.583
2 -	38.091	117.7	40.952	130.5	37.964	128.5	1:57.007	91.34	5.618	10:18:21.590
3 -	35.774	121.1	40.103	133.9	36.852	128.0	1:52.729	94.81	1.340	10:20:14.319
4 -	35.628	122.0	39.952	134.4	36.720	128.0	1:52.300	95.17	0.911	10:22:06.619
5 -	35.133	122.0	39.833	133.9	36.587	128.0	1:51.553 (2)	95.81	0.164	10:23:58.172
6 -	35.140	122.2	39.879	133.9	36.806	128.3	1:51.825 (3)	95.57	0.436	10:25:49.997
7 -	35.020	122.2	39.825	134.7	36.544	128.0	1:51.389 (1)	95.95		10:27:41.386
8 -	35.274	122.2	39.984	134.4	36.662	127.8	1:51.920	95.49	0.531	10:29:33.306

P8	25 S	Louise RICHARDSON	Mygale M12-SJ - Scholar - Richardson Racing							
IDEAL LAP TIME : 1:51.216		BEST LAP TIME : 1:51.401		DIFFERENCE : 0.185						

LAP	SECTOR 1	SECTOR 2	SECTOR 3	LAP TIME	MPH	DIFF	TIME OF DAY			
1 -	OUTLAP	65.0	1:01.426	73.3	54.743	93.8	2:53.322	61.66	1:01.921	10:16:54.215
2 -	46.931	87.3	51.761	100.7	48.467	115.5	2:27.159	72.62	35.758	10:19:21.374
3 -	38.536	108.4	46.914	82.1	41.789	126.8	2:07.239	84.00	15.838	10:21:28.613
4 -	35.676	120.4	40.931	132.3	37.975	126.6	1:54.582	93.27	3.181	10:23:23.195
5 -	35.797	120.0	40.058	132.8	36.697	125.9	1:52.552 (2)	94.96	1.151	10:25:15.747
6 -	34.687	120.6	39.832	131.8	36.882	125.9	1:51.401 (1)	95.94		10:27:07.148
7 -	35.492	120.2	40.414	131.0	37.090	125.4	1:52.996 (3)	94.58	1.595	10:29:00.144
8 -	45.763	100.1	43.370	131.0	38.705	125.6	2:07.838	83.60	16.437	10:31:07.982
9 -	35.532	118.9	40.313	130.0	37.186	124.9	1:53.031	94.55	1.630	10:33:01.013

P9	26	Juan ROSSO	Mygale M13-SJ - Mountune - Radical Motorsport							
IDEAL LAP TIME : 1:51.306		BEST LAP TIME : 1:51.431		DIFFERENCE : 0.125						

LAP	SECTOR 1	SECTOR 2	SECTOR 3	LAP TIME	MPH	DIFF	TIME OF DAY			
1 -	OUTLAP	76.5	53.845	84.7	45.833	117.1	2:31.436	70.57	40.005	10:16:25.694
2 -	39.450	116.5	43.410	131.5	40.179	127.8	2:03.039	86.86	11.608	10:18:28.733
3 -	39.337	118.1	42.442	129.8	39.073	127.8	2:00.852	88.43	9.421	10:20:29.585
4 -	35.591	121.1	40.098	133.6	36.678	127.0	1:52.367	95.11	0.936	10:22:21.952
5 -	34.975	120.9	40.042	133.4	36.506	127.3	1:51.523 (2)	95.83	0.092	10:24:13.475
6 -	34.815	121.5	40.122	133.1	36.494	127.0	1:51.431 (1)	95.91		10:26:04.906
7 -	35.010	121.1	39.997	133.1	36.651	126.8	1:51.658 (3)	95.72	0.227	10:27:56.564
8 -	35.318	121.5	40.121	132.8	36.656	127.0	1:52.095	95.34	0.664	10:29:48.659

Weather / Track : Cloudy / Dry

Snetterton 300
Circuit Length = 2.9689 miles
Start: 10:13 Flag 10:33 End: 10:37

2014 Dunlop MSA Formula Ford Championship of Great Britain

QUALIFYING - ROUND 16 - SECTOR ANALYSIS

SECTOR 1 = FL to I1, SECTOR 2 = I1 to I2, SECTOR 3 = I2 to FL, DIFF = Difference To Personal Best Lap

P10 23 S		Chris MEALIN		Mygale M12-SJ - Swindon - Falcon Motorsport			
IDEAL LAP TIME :		BEST LAP TIME : 1:52.485		DIFFERENCE :			
LAP	SECTOR 1	SECTOR 2	SECTOR 3	LAP TIME	MPH	DIFF	TIME OF DAY
1 -				2:13.711	79.93	21.226	10:18:40.117
2 -				1:54.162	93.62	1.677	10:20:34.279
3 -				1:56.153	92.01	3.668	10:22:30.432
4 -				1:53.380 (3)	94.26	0.895	10:24:23.812
5 -				1:52.485 (1)	95.01		10:26:16.297
6 -				1:52.635 (2)	94.89	0.150	10:28:08.932
7 -				2:06.994	84.16	14.509	10:30:15.926
8 -				2:17.350	77.81	24.865	10:32:33.276
9 -				1:54.940	92.98	2.455	10:34:28.216

P11 88		Greg HOLLOWAY		Sinter LA12 - Scholar - SWB Motorsport						
IDEAL LAP TIME : 1:55.314		BEST LAP TIME : 1:55.684		DIFFERENCE : 0.370						
LAP	SECTOR 1	SECTOR 2	SECTOR 3	LAP TIME	MPH	DIFF	TIME OF DAY			
1 -	OUTLAP	74.5	54.790	84.4	52.649	85.9	2:39.236	67.12	43.552	10:16:24.916
2 -	47.421	82.5	50.453	89.4	45.995	101.6	2:23.869	74.29	28.185	10:18:48.785
3 -	38.835	119.8	43.866	83.9	40.869	125.9	2:03.570	86.49	7.886	10:20:52.355
4 -	37.190	119.4	41.428	133.4	38.855	126.1	1:57.473	90.98	1.789	10:22:49.828
5 -	36.273	120.0	40.704	133.9	38.789	125.2	1:55.766 (2)	92.32	0.082	10:24:45.594
6 -	36.308	120.2	41.279	133.1	38.515	125.9	1:56.102	92.05	0.418	10:26:41.696
7 -	36.118	120.0	40.799	133.6	38.767	124.9	1:55.684 (1)	92.39		10:28:37.380
8 -	36.480	119.6	41.365	131.5	38.492	125.9	1:56.337	91.87	0.653	10:30:33.717
9 -	36.149	120.2	41.078	132.1	38.579	125.9	1:55.806 (3)	92.29	0.122	10:32:29.523
10 -	36.449	119.6	40.923	133.1	39.103	125.9	1:56.475	91.76	0.791	10:34:25.998

2014 Dunlop MSA Formula Ford Championship of Great Britain

QUALIFYING - ROUND 16 - BEST SPEEDS

POS	SECTOR 1			SECTOR 2			FINISH LINE		
	NO	NAME	MPH	NO	NAME	MPH	NO	NAME	MPH
1	2	Jayde KRUGER	123.1	2	Jayde KRUGER	136.6	2	Jayde KRUGER	129.8
2	18	Max MARSHALL	123.1	18	Max MARSHALL	135.5	18	Max MARSHALL	129.3
3	6	Harrison SCOTT	122.6	74	James ABBOTT	134.7	94	Michael O'BRIEN	129.0
4	16	Ashley SUTTON	122.4	16	Ashley SUTTON	134.2	6	Harrison SCOTT	128.5
5	94	Michael O'BRIEN	122.4	94	Michael O'BRIEN	134.2	74	James ABBOTT	128.5
6	74	James ABBOTT	122.2	88	Greg HOLLOWAY	133.9	16	Ashley SUTTON	128.0
7	26	Juan ROSSO	121.5	26	Juan ROSSO	133.6	11	Ricky COLLARD	127.8
8	11	Ricky COLLARD	121.3	6	Harrison SCOTT	133.1	26	Juan ROSSO	127.8
9	25	Louise RICHARDSON	120.6	11	Ricky COLLARD	133.1	25	Louise RICHARDSON	126.8
10	88	Greg HOLLOWAY	120.2	25	Louise RICHARDSON	132.8	88	Greg HOLLOWAY	126.1
11									

Weather / Track : Cloudy / Dry

Results can be found at www.tsl-timing.com

Snetterton 300
Circuit Length = 2.9689 miles
Start: 10:13 Flag 10:33 End: 10:37
Printed - 10:40 Saturday, 02 August 2014

2014 Dunlop MSA Formula Ford Championship of Great Britain

QUALIFYING - ROUND 16 - BEST SECTORS

SECTOR 1			SECTOR 2			SECTOR 3			IDEAL / BEST COMPARISON						
POS	NO	NAME	TIME	NO	NAME	TIME	NO	NAME	TIME	POS	NO	NAME	IDEAL	BEST	DIFF
1	16	SUTTON	34.124	2	KRUGER	39.134	2	KRUGER	36.038				PERFECT LAP	1:49.296	
2	2	KRUGER	34.221	11	COLLARD	39.303	16	SUTTON	36.039	1	2	KRUGER	1:49.393	1:49.416	0.023
3	6	SCOTT	34.534	16	SUTTON	39.305	6	SCOTT	36.058	2	16	SUTTON	1:49.468	1:49.692	0.224
4	11	COLLARD	34.555	18	MARSHALL	39.340	18	MARSHALL	36.260	3	6	SCOTT	1:49.982	1:50.027	0.045
5	94	O'BRIEN	34.612	6	SCOTT	39.390	11	COLLARD	36.294	4	11	COLLARD	1:50.152	1:50.402	0.250
6	18	MARSHALL	34.621	94	O'BRIEN	39.736	26	ROSSO	36.494	5	18	MARSHALL	1:50.221	1:50.328	0.107
7	25	RICHARDSON	34.687	74	ABBOTT	39.825	74	ABBOTT	36.544	6	94	O'BRIEN	1:51.149	1:51.226	0.077
8	26	ROSSO	34.815	25	RICHARDSON	39.832	25	RICHARDSON	36.697	7	25	RICHARDSON	1:51.216	1:51.401	0.185
9	74	ABBOTT	35.020	26	ROSSO	39.997	94	O'BRIEN	36.801	8	26	ROSSO	1:51.306	1:51.431	0.125
10	88	HOLLOWAY	36.118	88	HOLLOWAY	40.704	88	HOLLOWAY	38.492	9	74	ABBOTT	1:51.389	1:51.389	0.000
11										10	88	HOLLOWAY	1:55.314	1:55.684	0.370
										11	23	MEALIN		1:52.485	

Weather / Track : Cloudy / Dry

Results can be found at www.tsl-timing.com

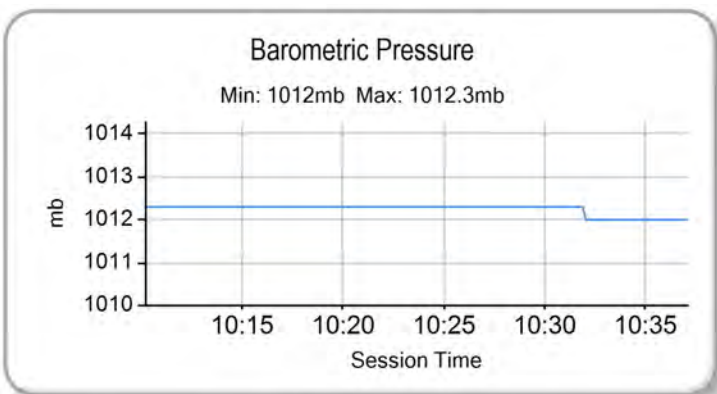
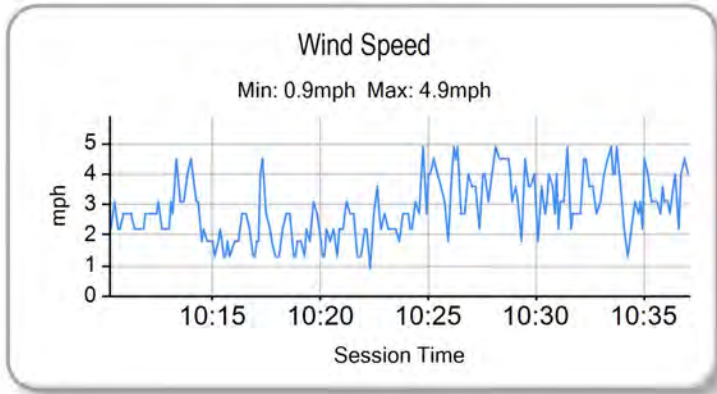
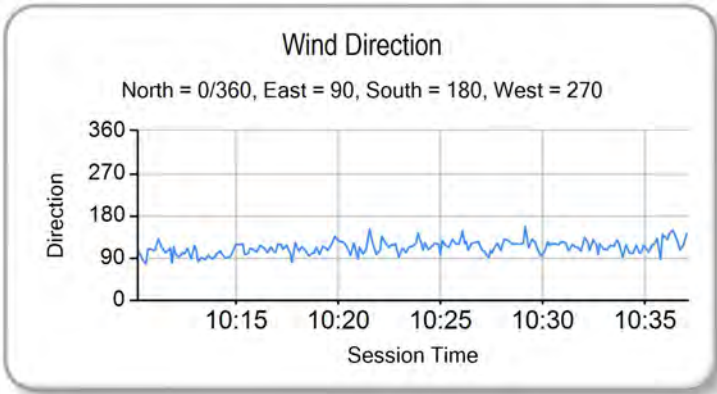
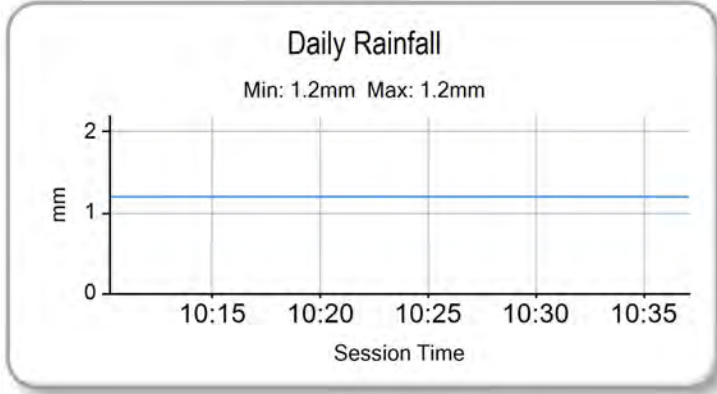
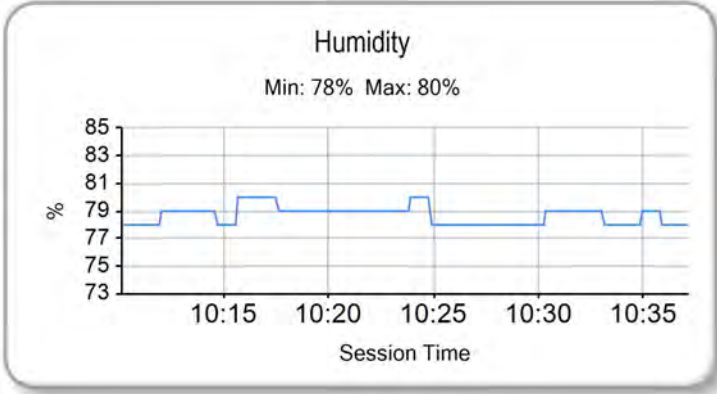
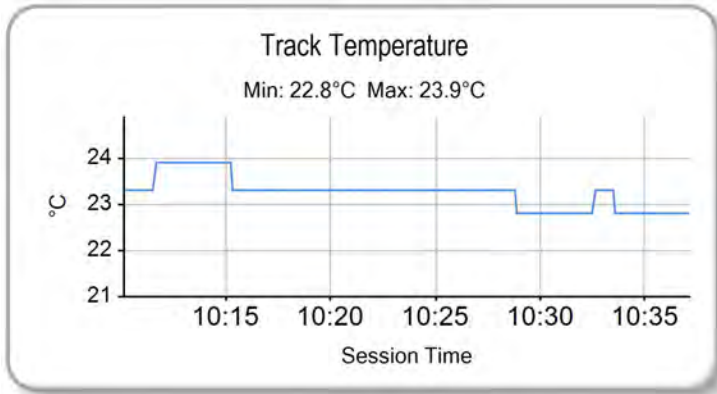
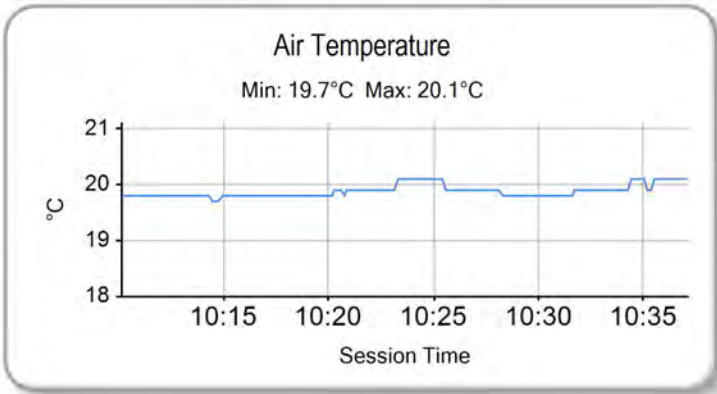
Snetterton 300

Circuit Length = 2.9689 miles

Start: 10:13 Flag 10:33 End: 10:37

Printed - 10:39 Saturday, 02 August 2014

2014 Dunlop MSA Formula Ford Championship of Great Britain
QUALIFYING - ROUND 16 - WEATHER CONDITIONS



Weather / Track : Cloudy / Dry

Results can be found at www.tsl-timing.com

Snetterton 300
 Circuit Length = 2.9689 miles
 Start: 10:13 Flag 10:33 End: 10:37

Printed - 10:40 Saturday, 02 August 2014




2014 Dunlop MSA Formula Ford Championship of Great Britain

ROUND 16 - GRID

ROW 6	11	1:55.684	88 Greg HOLLOWAY	10	1:52.485	23 Chris MEALIN
ROW 5	9	1:51.431	26 Juan ROSSO	8	1:51.401	25 Louise RICHARDSON
ROW 4	7	1:51.389	74 James ABBOTT	6	1:51.226	94 Michael O'BRIEN
ROW 3	5	1:50.402	11 Ricky COLLARD	4	1:50.328	18 Max MARSHALL
ROW 2	3	1:50.027	6 Harrison SCOTT	2	1:49.692	16 Ashley SUTTON
ROW 1	1	1:49.416	2 Jayde KRUGER			

Pole



Snetterton 300
Circuit Length = 2.9689 miles

These results are provisional until the conclusion of any judicial and technical matters.

Clerk Of Course :		Timekeeper :
-------------------	--	--------------

Results can be found at www.tsl-timing.com

Printed - 10:44 Saturday, 02 August 2014



2014 Dunlop MSA Formula Ford Championship of Great Britain

ROUND 18 - GRID

ROW 6	11	1:55.766	88 Greg HOLLOWAY	10	1:52.635	23 Chris MEALIN
ROW 5	9	1:52.552	25 Louise RICHARDSON	8	1:51.553	74 James ABBOTT
ROW 4	7	1:51.523	26 Juan ROSSO	6	1:51.347	94 Michael O'BRIEN
ROW 3	5	1:50.576	11 Ricky COLLARD	4	1:50.514	18 Max MARSHALL
ROW 2	3	1:50.213	6 Harrison SCOTT	2	1:49.926	2 Jayde KRUGER
ROW 1	1	1:49.816	16 Ashley SUTTON			
Pole						

Snetterton 300
Circuit Length = 2.9689 miles

These results are provisional until the conclusion of any judicial and technical matters.

Clerk Of Course :		Timekeeper :
-------------------	--	--------------

Results can be found at www.tsl-timing.com

Printed - 10:45 Saturday, 02 August 2014



2014 Dunlop MSA Formula Ford Championship of Great Britain

ROUND 16 - CLASSIFICATION

POS	NO	CL	PIC NAME	NAT	ENTRY	LAPS	TIME	GAP	DIFF	MPH	BEST	ON
1	18		1 Max MARSHALL	GBR	Mygale M12 SJ - Mountune - JTR	11	20:40.855			94.74	1:51.345	5
2	6		2 Harrison SCOTT	GBR	Mygale M13 SJ - Swindon - Falcon Motorsport	11	20:45.213	4.358	4.358	94.41	1:51.571	4
3	16	S	1 Ashley SUTTON	GBR	Mygale M12-SJ - Scholar - MBM Motorsport	11	20:47.099	6.244	1.886	94.27	1:50.929	4
4	11	S	2 Ricky COLLARD	GBR	Mygale M12-SJ - Swindon - Falcon Motorsport	11	20:47.333	6.478	0.234	94.25	1:51.788	2
5	74		3 James ABBOTT	GBR	Mygale M13-SJ - Mountune - Radical Motorsport	11	20:49.243	8.388	1.910	94.11	1:52.010	5
6	2		4 Jayde KRUGER	RSA	Mygale M12 SJ - Mountune - JTR	11	20:55.338	14.483	6.095	93.65	1:51.393	3
7	26		5 Juan ROSSO	ARG	Mygale M13-SJ - Mountune - Radical Motorsport	11	20:55.883	15.028	0.545	93.61	1:52.477	3
8	94	S	3 Michael O'BRIEN	GBR	Mygale M12-SJ - Scholar - MBM Motorsport	11	20:56.217	15.362	0.334	93.58	1:52.465	6
9	23	S	4 Chris MEALIN	GBR	Mygale M12-SJ - Swindon - Falcon Motorsport	11	21:00.511	19.656	4.294	93.27	1:52.587	2
10	25	S	5 Louise RICHARDSON	GBR	Mygale M12-SJ - Scholar - Richardson Racing	11	21:02.450	21.595	1.939	93.12	1:53.369	7
11	88		6 Greg HOLLOWAY	AUS	Sinter LA12 - Scholar - SWB Motorsport	11	21:39.785	58.930	37.335	90.45	1:56.314	5

FASTEST LAP

16	S	Ashley SUTTON	GBR	Mygale M12-SJ - Scholar - MBM Motorsport	4	1:50.929	96.35 mph	155.06 kph
18		Max MARSHALL	GBR	Mygale M12 SJ - Mountune - JTR	5	1:51.345	95.99 mph	154.48 kph

Weather / Track : Bright / Dry

These results are provisional until the conclusion of any judicial and technical matters.

Snetterton 300

Circuit Length = 2.9689 miles

Start: 14:45 Flag 15:06 End: 15:07

Clerk Of Course :

Timekeeper :

Results can be found at www.tsl-timing.com

Printed - 15:08 Saturday, 02 August 2014

2014 Dunlop MSA Formula Ford Championship of Great Britain

ROUND 16 - SECTOR ANALYSIS

SECTOR 1 = FL to I1, SECTOR 2 = I1 to I2, SECTOR 3 = I2 to FL, DIFF = Difference To Personal Best Lap

P1 18		Max MARSHALL		Mygale M12 SJ - Mountune - JTR						
IDEAL LAP TIME : 1:51.195		BEST LAP TIME : 1:51.345		DIFFERENCE : 0.150						
LAP	SECTOR 1		SECTOR 2		SECTOR 3		LAP TIME	MPH	DIFF	TIME OF DAY
1 -		123.1	40.051	136.6	36.823	125.6	1:57.723	90.78	6.378	14:47:34.318
2 -	34.948	122.6	39.878	136.6	36.869	125.9	1:51.695	95.68	0.350	14:49:26.013
3 -	34.910	122.6	39.585	136.1	36.958	125.9	1:51.453 (3)	95.89	0.108	14:51:17.466
4 -	34.844	122.0	39.625	135.8	36.949	125.9	1:51.418 (2)	95.92	0.073	14:53:08.884
5 -	34.787	122.4	39.627	135.0	36.931	126.6	1:51.345 (1)	95.99		14:55:00.229
6 -	34.812	122.0	39.792	135.2	36.959	126.1	1:51.563	95.80	0.218	14:56:51.792
7 -	34.953	122.4	39.911	135.5	37.007	126.3	1:51.871	95.53	0.526	14:58:43.663
8 -	34.858	122.2	39.971	135.0	37.391	125.4	1:52.220	95.24	0.875	15:00:35.883
9 -	35.123	122.2	40.308	135.2	37.518	125.6	1:52.949	94.62	1.604	15:02:28.832
10 -	35.367	121.7	40.753	136.1	38.236	125.9	1:54.356	93.46	3.011	15:04:23.188
11 -	35.524	121.7	40.469	135.2	38.269	123.8	1:54.262	93.54	2.917	15:06:17.450

P2 6		Harrison SCOTT		Mygale M13 SJ - Swindon - Falcon Motorsport						
IDEAL LAP TIME : 1:51.428		BEST LAP TIME : 1:51.571		DIFFERENCE : 0.143						
LAP	SECTOR 1		SECTOR 2		SECTOR 3		LAP TIME	MPH	DIFF	TIME OF DAY
1 -		122.4	40.291	135.2	36.501	125.2	1:58.569	90.14	6.998	14:47:35.164
2 -	34.863	122.9	40.273	134.2	36.813	124.7	1:51.949 (2)	95.47	0.378	14:49:27.113
3 -	35.468	121.7	40.106	132.8	36.570	124.0	1:52.144 (3)	95.30	0.573	14:51:19.257
4 -	34.960	120.9	40.064	132.8	36.547	123.5	1:51.571 (1)	95.79		14:53:10.828
5 -	35.019	120.6	40.094	130.0	37.809	121.7	1:52.922	94.65	1.351	14:55:03.750
6 -	36.020	120.9	40.390	131.0	36.831	123.3	1:53.241	94.38	1.670	14:56:56.991
7 -	35.382	120.4	40.219	131.8	36.745	123.1	1:52.346	95.13	0.775	14:58:49.337
8 -	35.290	120.4	40.473	130.8	37.122	122.4	1:52.885	94.68	1.314	15:00:42.222
9 -	35.461	119.8	40.356	131.8	36.982	122.6	1:52.799	94.75	1.228	15:02:35.021
10 -	35.309	120.2	40.478	131.3	36.908	123.1	1:52.695	94.84	1.124	15:04:27.716
11 -	35.191	120.0	41.306	130.5	37.595	122.9	1:54.092	93.67	2.521	15:06:21.808

P3 16 S		Ashley SUTTON		Mygale M12-SJ - Scholar - MBM Motorsport						
IDEAL LAP TIME : 1:50.774		BEST LAP TIME : 1:50.929		DIFFERENCE : 0.155						
LAP	SECTOR 1		SECTOR 2		SECTOR 3		LAP TIME	MPH	DIFF	TIME OF DAY
1 -		122.0	40.274	135.5	36.644	125.4	1:58.944	89.85	8.015	14:47:35.539
2 -	35.022	122.2	39.828	136.9	36.810	126.6	1:51.660 (2)	95.71	0.731	14:49:27.199
3 -	35.591	122.0	40.536	128.8	36.944	125.9	1:53.071	94.52	2.142	14:51:20.270
4 -	35.044	122.0	39.540	135.0	36.345	125.6	1:50.929 (1)	96.35		14:53:11.199
5 -	34.889	122.2	39.851	134.2	37.841	123.5	1:52.581	94.93	1.652	14:55:03.780
6 -	37.796	121.5	39.796	135.0	36.764	126.3	1:54.356	93.46	3.427	14:56:58.136
7 -	35.602	121.7	40.579	132.3	36.723	126.1	1:52.904	94.66	1.975	14:58:51.040
8 -	34.925	121.1	39.737	134.7	37.062	125.9	1:51.724 (3)	95.66	0.795	15:00:42.764
9 -	35.530	122.4	40.690	135.5	36.886	124.5	1:53.106	94.49	2.177	15:02:35.870
10 -	35.537	117.7	39.748	134.7	36.830	125.2	1:52.115	95.33	1.186	15:04:27.985
11 -	35.095	121.1	43.299	132.6	37.315	123.1	1:55.709	92.37	4.780	15:06:23.694

P4 11 S		Ricky COLLARD		Mygale M12-SJ - Swindon - Falcon Motorsport						
IDEAL LAP TIME : 1:51.596		BEST LAP TIME : 1:51.788		DIFFERENCE : 0.192						
LAP	SECTOR 1		SECTOR 2		SECTOR 3		LAP TIME	MPH	DIFF	TIME OF DAY
1 -		121.1	40.294	135.2	36.828	124.7	1:59.427	89.49	7.639	14:47:36.022
2 -	35.206	121.5	39.871	133.9	36.711	124.7	1:51.788 (1)	95.61		14:49:27.810
3 -	35.367	121.1	40.008	132.8	37.007	123.1	1:52.382	95.10	0.594	14:51:20.192
4 -	35.588	119.6	40.069	132.1	36.786	123.3	1:52.443	95.05	0.655	14:53:12.635
5 -	35.014	120.2	40.032	131.3	36.878	124.0	1:51.924 (2)	95.49	0.136	14:55:04.559
6 -	35.540	119.1	40.292	131.5	37.002	123.5	1:52.834	94.72	1.046	14:56:57.393
7 -	35.376	120.4	40.161	131.5	36.748	124.0	1:52.285 (3)	95.18	0.497	14:58:49.678
8 -	35.258	119.4	40.288	131.5	37.398	122.2	1:52.944	94.63	1.156	15:00:42.622
9 -	35.624	119.1	40.394	132.1	39.519	122.2	1:55.537	92.50	3.749	15:02:38.159
10 -	35.241	120.0	40.150	131.0	37.938	122.9	1:53.329	94.31	1.541	15:04:31.488
11 -	35.123	120.0	40.331	130.3	36.986	123.8	1:52.440	95.05	0.652	15:06:23.928

Weather / Track : Bright / Dry

2014 Dunlop MSA Formula Ford Championship of Great Britain

ROUND 16 - SECTOR ANALYSIS

SECTOR 1 = FL to I1, SECTOR 2 = I1 to I2, SECTOR 3 = I2 to FL, DIFF = Difference To Personal Best Lap

P5 74		James ABBOTT		Mygale M13-SJ - Mountune - Radical Motorsport										
IDEAL LAP TIME : 1:51.944		BEST LAP TIME : 1:52.010		DIFFERENCE : 0.066										
LAP	SECTOR 1	SECTOR 2	SECTOR 3	LAP TIME	MPH	DIFF	TIME OF DAY							
1 -		121.1	40.526	136.1	36.787	126.1	1:59.795	89.21	7.785	14:47:36.390				
2 -	35.198	122.2	40.166	135.8	37.083	124.9	1:52.447	95.04	0.437	14:49:28.837				
3 -	35.226	122.0	40.055	136.3	37.083	125.6	1:52.364	(3)	95.12	0.354	14:51:21.201			
4 -	35.180	122.0	40.078	135.8	36.850	125.6	1:52.108	(2)	95.33	0.098	14:53:13.309			
5 -	35.153	122.6	40.081	135.2	36.776	126.8	1:52.010	(1)	95.42		14:55:05.319			
6 -	35.397	123.3	40.015	134.7	37.234	126.3	1:52.646	94.88	0.636	14:56:57.965				
7 -	35.535	122.6	40.369	134.4	36.948	126.1	1:52.852	94.70	0.842	14:58:50.817				
8 -	35.595	121.3	40.204	135.2	37.017	125.2	1:52.816	94.73	0.806	15:00:43.633				
9 -	35.437	121.7	40.577	134.7	39.298	124.9	1:55.312	92.68	3.302	15:02:38.945				
10 -	35.406	121.1	40.195	134.7	37.526	125.9	1:53.127	94.47	1.117	15:04:32.072				
11 -	35.349	122.0	40.687	133.6	37.730	122.6	1:53.766	93.94	1.756	15:06:25.838				

P6 2		Jayde KRUGER		Mygale M12 SJ - Mountune - JTR										
IDEAL LAP TIME : 1:50.994		BEST LAP TIME : 1:51.393		DIFFERENCE : 0.399										
LAP	SECTOR 1	SECTOR 2	SECTOR 3	LAP TIME	MPH	DIFF	TIME OF DAY							
1 -		123.3	39.872	137.7	36.670	127.3	1:58.012	90.56	6.619	14:47:34.607				
2 -	35.065	122.4	40.160	136.1	36.657	127.0	1:51.882	95.52	0.489	14:49:26.489				
3 -	34.880	122.6	39.771	136.1	36.742	126.1	1:51.393	(1)	95.94		14:51:17.882			
4 -	35.034	120.9	39.911	135.5	36.900	125.4	1:51.845	(3)	95.56	0.452	14:53:09.727			
5 -	34.842	122.4	39.495	135.0	37.422	121.5	1:51.759	(2)	95.63	0.366	14:55:01.486			
6 -	35.213	121.5	39.717	135.0	36.958	125.6	1:51.888	95.52	0.495	14:56:53.374				
7 -	34.946	121.7	39.834	135.5	39.316	116.9	1:54.096	93.67	2.703	14:58:47.470				
8 -	35.733	120.0	40.690	128.3	37.406	124.9	1:53.829	93.89	2.436	15:00:41.299				
9 -	35.098	122.6	39.835	135.5	37.649	112.7	1:52.582	94.93	1.189	15:02:33.881				
10 -	37.782	109.1	41.693	133.6	39.521	122.6	1:58.996	89.81	7.603	15:04:32.877				
11 -	35.597	121.1	42.717	124.0	40.742	122.6	1:59.056	89.77	7.663	15:06:31.933				

P7 26		Juan ROSSO		Mygale M13-SJ - Mountune - Radical Motorsport										
IDEAL LAP TIME : 1:52.295		BEST LAP TIME : 1:52.477		DIFFERENCE : 0.182										
LAP	SECTOR 1	SECTOR 2	SECTOR 3	LAP TIME	MPH	DIFF	TIME OF DAY							
1 -		119.6	40.942	135.8	37.215	125.6	2:01.891	87.68	9.414	14:47:38.486				
2 -	35.255	121.7	40.349	135.5	36.911	124.7	1:52.515	(2)	94.99	0.038	14:49:31.001			
3 -	35.189	122.4	40.377	134.7	36.911	124.9	1:52.477	(1)	95.02		14:51:23.478			
4 -	35.058	121.5	40.326	135.2	37.175	126.3	1:52.559	(3)	94.95	0.082	14:53:16.037			
5 -	36.012	121.3	41.636	134.4	37.251	124.2	1:54.899	93.02	2.422	14:55:10.936				
6 -	36.414	121.3	40.330	133.9	37.201	124.7	1:53.945	93.80	1.468	14:57:04.881				
7 -	35.799	120.9	40.454	134.2	38.043	124.7	1:54.296	93.51	1.819	14:58:59.177				
8 -	35.297	120.6	40.358	134.2	37.244	124.2	1:52.899	94.66	0.422	15:00:52.076				
9 -	35.318	121.3	40.499	134.2	37.638	123.8	1:53.455	94.20	0.978	15:02:45.531				
10 -	35.260	121.1	40.528	133.6	37.568	124.5	1:53.356	94.28	0.879	15:04:38.887				
11 -	35.451	120.2	40.522	133.4	37.618	124.5	1:53.591	94.09	1.114	15:06:32.478				

P8 94 S		Michael O'BRIEN		Mygale M12-SJ - Scholar - MBM Motorsport										
IDEAL LAP TIME : 1:52.142		BEST LAP TIME : 1:52.465		DIFFERENCE : 0.323										
LAP	SECTOR 1	SECTOR 2	SECTOR 3	LAP TIME	MPH	DIFF	TIME OF DAY							
1 -		119.6	40.961	134.7	39.790	124.0	2:04.999	85.50	12.534	14:47:41.594				
2 -	35.270	121.7	40.066	135.0	37.668	124.7	1:53.004	94.58	0.539	14:49:34.598				
3 -	34.983	122.0	40.329	134.4	37.349	124.7	1:52.661	(3)	94.86	0.196	14:51:27.259			
4 -	35.176	121.3	40.106	135.2	37.303	126.3	1:52.585	(2)	94.93	0.120	14:53:19.844			
5 -	36.466	122.2	40.391	134.4	37.177	125.2	1:54.034	93.72	1.569	14:55:13.878				
6 -	35.161	121.1	40.025	134.4	37.279	125.6	1:52.465	(1)	95.03		14:57:06.343			
7 -	35.085	121.5	39.982	135.0	38.407	125.2	1:53.474	94.18	1.009	14:58:59.817				
8 -	35.315	121.5	40.093	135.2	37.573	125.2	1:52.981	94.60	0.516	15:00:52.798				
9 -	35.184	122.2	40.120	136.6	37.836	125.4	1:53.140	94.46	0.675	15:02:45.938				
10 -	35.296	121.5	40.133	133.9	38.056	125.9	1:53.485	94.18	1.020	15:04:39.423				
11 -	35.199	121.7	40.406	134.2	37.784	125.9	1:53.389	94.26	0.924	15:06:32.812				

Weather / Track : Bright / Dry

2014 Dunlop MSA Formula Ford Championship of Great Britain

ROUND 16 - SECTOR ANALYSIS

SECTOR 1 = FL to I1, SECTOR 2 = I1 to I2, SECTOR 3 = I2 to FL, DIFF = Difference To Personal Best Lap

P9		23 S		Chris MEALIN			Mygale M12-SJ - Swindon - Falcon Motorsport					
IDEAL LAP TIME : 1:52.284		BEST LAP TIME : 1:52.587			DIFFERENCE : 0.303							
LAP	SECTOR 1	SECTOR 2	SECTOR 3	LAP TIME	MPH	DIFF	TIME OF DAY					
1 -		121.3	40.650	134.4	37.084	124.7	2:00.644	88.59	8.057	14:47:37.239		
2 -	35.255	121.5	40.050	134.2	37.282	124.5	1:52.587 (1)	94.93		14:49:29.826		
3 -	35.538	121.1	39.945	133.6	37.307	123.5	1:52.790 (2)	94.76	0.203	14:51:22.616		
4 -	35.536	120.6	40.313	132.3	37.400	123.8	1:53.249 (3)	94.37	0.662	14:53:15.865		
5 -	35.945	120.4	41.443	131.8	37.632	122.2	1:55.020	92.92	2.433	14:55:10.885		
6 -	36.029	120.6	40.311	131.3	37.472	123.1	1:53.812	93.90	1.225	14:57:04.697		
7 -	35.766	120.4	40.323	131.5	41.003	124.2	1:57.092	91.27	4.505	14:59:01.789		
8 -	35.594	120.2	40.355	131.8	37.597	122.6	1:53.546	94.12	0.959	15:00:55.335		
9 -	35.737	119.8	40.666	131.5	37.538	122.9	1:53.941	93.80	1.354	15:02:49.276		
10 -	35.590	120.0	40.511	131.3	37.588	123.3	1:53.689	94.01	1.102	15:04:42.965		
11 -	35.627	119.6	40.604	130.5	37.910	123.1	1:54.141	93.63	1.554	15:06:37.106		

P10		25 S		Louise RICHARDSON			Mygale M12-SJ - Scholar - Richardson Racing					
IDEAL LAP TIME : 1:52.930		BEST LAP TIME : 1:53.369			DIFFERENCE : 0.439							
LAP	SECTOR 1	SECTOR 2	SECTOR 3	LAP TIME	MPH	DIFF	TIME OF DAY					
1 -		120.4	40.685	133.4	37.406	122.6	2:01.641	87.86	8.272	14:47:38.236		
2 -	35.208	120.9	40.611	133.1	37.796	122.9	1:53.615 (3)	94.07	0.246	14:49:31.851		
3 -	35.971	120.0	40.763	131.8	37.329	122.6	1:54.063	93.70	0.694	14:51:25.914		
4 -	35.395	119.4	40.550	131.5	37.730	121.3	1:53.675	94.02	0.306	14:53:19.589		
5 -	36.603	118.3	41.428	130.0	37.916	122.9	1:55.947	92.18	2.578	14:55:15.536		
6 -	35.773	118.9	40.756	129.8	37.609	122.2	1:54.138	93.64	0.769	14:57:09.674		
7 -	35.491	118.7	40.440	130.3	37.438	122.2	1:53.369 (1)	94.27		14:59:03.043		
8 -	35.408	118.5	40.476	130.5	37.524	120.6	1:53.408 (2)	94.24	0.039	15:00:56.451		
9 -	35.624	118.7	40.507	130.5	37.533	120.6	1:53.664	94.03	0.295	15:02:50.115		
10 -	35.569	118.1	40.393	130.0	37.852	121.3	1:53.814	93.90	0.445	15:04:43.929		
11 -	35.607	118.3	40.891	128.3	38.618	114.3	1:55.116	92.84	1.747	15:06:39.045		

P11		88		Greg HOLLOWAY			Sinter LA12 - Scholar - SWB Motorsport					
IDEAL LAP TIME : 1:56.247		BEST LAP TIME : 1:56.314			DIFFERENCE : 0.067							
LAP	SECTOR 1	SECTOR 2	SECTOR 3	LAP TIME	MPH	DIFF	TIME OF DAY					
1 -		116.5	41.995	132.8	39.192	121.3	2:05.732	85.00	9.418	14:47:42.327		
2 -	36.456	119.6	41.324	132.8	39.041	122.2	1:56.821 (2)	91.49	0.507	14:49:39.148		
3 -	36.586	120.2	41.154	133.4	39.139	122.6	1:56.879 (3)	91.44	0.565	14:51:36.027		
4 -	36.575	120.2	41.132	134.4	39.266	123.5	1:56.973	91.37	0.659	14:53:33.000		
5 -	36.358	120.2	40.848	133.9	39.108	123.1	1:56.314 (1)	91.88		14:55:29.314		
6 -	36.757	120.2	41.209	133.1	39.238	123.3	1:57.204	91.19	0.890	14:57:26.518		
7 -	36.766	120.9	41.385	133.6	39.204	123.5	1:57.355	91.07	1.041	14:59:23.873		
8 -	36.412	119.8	41.207	134.4	39.586	122.4	1:57.205	91.19	0.891	15:01:21.078		
9 -	38.148	120.6	41.394	134.7	39.533	122.6	1:59.075	89.75	2.761	15:03:20.153		
10 -	36.679	119.4	41.481	133.4	39.546	123.5	1:57.706	90.80	1.392	15:05:17.859		
11 -	36.738	119.8	41.636	133.6	40.147	122.0	1:58.521	90.17	2.207	15:07:16.380		

2014 Dunlop MSA Formula Ford Championship of Great Britain

ROUND 16 - BEST SPEEDS

POS	SECTOR 1			SECTOR 2			FINISH LINE		
	NO	NAME	MPH	NO	NAME	MPH	NO	NAME	MPH
1	2	Jayde KRUGER	123.3	2	Jayde KRUGER	137.7	2	Jayde KRUGER	127.3
2	74	James ABBOTT	123.3	16	Ashley SUTTON	136.9	74	James ABBOTT	126.8
3	18	Max MARSHALL	123.1	18	Max MARSHALL	136.6	16	Ashley SUTTON	126.6
4	6	Harrison SCOTT	122.9	94	Michael O'BRIEN	136.6	18	Max MARSHALL	126.6
5	16	Ashley SUTTON	122.4	74	James ABBOTT	136.3	26	Juan ROSSO	126.3
6	26	Juan ROSSO	122.4	26	Juan ROSSO	135.8	94	Michael O'BRIEN	126.3
7	94	Michael O'BRIEN	122.2	6	Harrison SCOTT	135.2	6	Harrison SCOTT	125.2
8	11	Ricky COLLARD	121.5	11	Ricky COLLARD	135.2	11	Ricky COLLARD	124.7
9	23	Chris MEALIN	121.5	88	Greg HOLLOWAY	134.7	23	Chris MEALIN	124.7
10	88	Greg HOLLOWAY	120.9	23	Chris MEALIN	134.4	88	Greg HOLLOWAY	123.5
11	25	Louise RICHARDSON	120.9	25	Louise RICHARDSON	133.4	25	Louise RICHARDSON	122.9

Weather / Track : Bright / Dry

Results can be found at www.tsl-timing.com

Snetterton 300
Circuit Length = 2.9689 miles
Start: 14:45 Flag 15:06 End: 15:07
Printed - 15:07 Saturday, 02 August 2014

2014 Dunlop MSA Formula Ford Championship of Great Britain

ROUND 16 - BEST SECTORS

SECTOR 1			SECTOR 2			SECTOR 3			IDEAL / BEST COMPARISON						
POS	NO	NAME	TIME	NO	NAME	TIME	NO	NAME	TIME	POS	NO	NAME	IDEAL	BEST	DIFF
1	18	MARSHALL	34.787	2	KRUGER	39.495	16	SUTTON	36.345				PERFECT LAP	1:50.627	
2	2	KRUGER	34.842	16	SUTTON	39.540	6	SCOTT	36.501	1	16	SUTTON	1:50.774	1:50.929	0.155
3	6	SCOTT	34.863	18	MARSHALL	39.585	2	KRUGER	36.657	2	2	KRUGER	1:50.994	1:51.393	0.399
4	16	SUTTON	34.889	11	COLLARD	39.871	11	COLLARD	36.711	3	18	MARSHALL	1:51.195	1:51.345	0.150
5	94	O'BRIEN	34.983	23	MEALIN	39.945	74	ABBOTT	36.776	4	6	SCOTT	1:51.428	1:51.571	0.143
6	11	COLLARD	35.014	94	O'BRIEN	39.982	18	MARSHALL	36.823	5	11	COLLARD	1:51.596	1:51.788	0.192
7	26	ROSSO	35.058	74	ABBOTT	40.015	26	ROSSO	36.911	6	74	ABBOTT	1:51.944	1:52.010	0.066
8	74	ABBOTT	35.153	6	SCOTT	40.064	23	MEALIN	37.084	7	94	O'BRIEN	1:52.142	1:52.465	0.323
9	25	RICHARDSON	35.208	26	ROSSO	40.326	94	O'BRIEN	37.177	8	23	MEALIN	1:52.284	1:52.587	0.303
10	23	MEALIN	35.255	25	RICHARDSON	40.393	25	RICHARDSON	37.329	9	26	ROSSO	1:52.295	1:52.477	0.182
11	88	HOLLOWAY	36.358	88	HOLLOWAY	40.848	88	HOLLOWAY	39.041	10	25	RICHARDSON	1:52.930	1:53.369	0.439
										11	88	HOLLOWAY	1:56.247	1:56.314	0.067

Weather / Track : Bright / Dry

Results can be found at www.tsl-timing.com

Snetterton 300
 Circuit Length = 2.9689 miles
 Start: 14:45 Flag 15:06 End: 15:07

Printed - 15:07 Saturday, 02 August 2014

2014 Dunlop MSA Formula Ford Championship of Great Britain

ROUND 16 - LAP CHART

LAP 1 @ 14:47:34.318			LAP 2 @ 14:49:26.013			LAP 3 @ 14:51:17.466			LAP 4 @ 14:53:08.884			LAP 5 @ 14:55:00.229		
NO	BEHIND	LAP TIME	NO	BEHIND	LAP TIME	NO	BEHIND	LAP TIME	NO	BEHIND	LAP TIME	NO	BEHIND	LAP TIME
18		1:57.723	18		1:51.695	18		1:51.453	18		1:51.418	18		1:51.345
2	0.289	1:58.012	2	0.476	1:51.882	2	0.416	1:51.393	2	0.843	1:51.845	2	1.257	1:51.759
6	0.846	1:58.569	6	1.100	1:51.949	6	1.791	1:52.144	6	1.944	1:51.571	6	3.521	1:52.922
16	1.221	1:58.944	16	1.186	1:51.660	11	2.726	1:52.382	16	2.315	1:50.929	16	3.551	1:52.581
11	1.704	1:59.427	11	1.797	1:51.788	16	2.804	1:53.071	11	3.751	1:52.443	11	4.330	1:51.924
74	2.072	1:59.795	74	2.824	1:52.447	74	3.735	1:52.364	74	4.425	1:52.108	74	5.090	1:52.010
23	2.921	2:00.644	23	3.813	1:52.587	23	5.150	1:52.790	23	6.981	1:53.249	23	10.656	1:55.020
25	3.918	2:01.641	26	4.988	1:52.515	26	6.012	1:52.477	26	7.153	1:52.559	26	10.707	1:54.899
26	4.168	2:01.891	25	5.838	1:53.615	25	8.448	1:54.063	25	10.705	1:53.675	94	13.649	1:54.034
94	7.276	2:04.999	94	8.585	1:53.004	94	9.793	1:52.661	94	10.960	1:52.585	25	15.307	1:55.947
88	8.009	2:05.732	88	13.135	1:56.821	88	18.561	1:56.879	88	24.116	1:56.973	88	29.085	1:56.314

Weather / Track : Bright / Dry

2014 Dunlop MSA Formula Ford Championship of Great Britain

ROUND 16 - LAP CHART

LAP 6 @ 14:56:51.792			LAP 7 @ 14:58:43.663			LAP 8 @ 15:00:35.883			LAP 9 @ 15:02:28.832			LAP 10 @ 15:04:23.188		
NO	BEHIND	LAP TIME	NO	BEHIND	LAP TIME	NO	BEHIND	LAP TIME	NO	BEHIND	LAP TIME	NO	BEHIND	LAP TIME
18		1:51.563	18		1:51.871	18		1:52.220	18		1:52.949	18		1:54.356
2	1.582	1:51.888	2	3.807	1:54.096	2	5.416	1:53.829	2	5.049	1:52.582	6	4.528	1:52.695
6	5.199	1:53.241	6	5.674	1:52.346	6	6.339	1:52.885	6	6.189	1:52.799	16	4.797	1:52.115
11	5.601	1:52.834	11	6.015	1:52.285	11	6.739	1:52.944	16	7.038	1:53.106	11	8.300	1:53.329
74	6.173	1:52.646	74	7.154	1:52.852	16	6.881	1:51.724	11	9.327	1:55.537	74	8.884	1:53.127
16	6.344	1:54.356	16	7.377	1:52.904	74	7.750	1:52.816	74	10.113	1:55.312	2	9.689	1:58.996
23	12.905	1:53.812	26	15.514	1:54.296	26	16.193	1:52.899	26	16.699	1:53.455	26	15.699	1:53.356
26	13.089	1:53.945	94	16.154	1:53.474	94	16.915	1:52.981	94	17.106	1:53.140	94	16.235	1:53.485
94	14.551	1:52.465	23	18.126	1:57.092	23	19.452	1:53.546	23	20.444	1:53.941	23	19.777	1:53.689
25	17.882	1:54.138	25	19.380	1:53.369	25	20.568	1:53.408	25	21.283	1:53.664	25	20.741	1:53.814
88	34.726	1:57.204	88	40.210	1:57.355	88	45.195	1:57.205	88	51.321	1:59.075	88	54.671	1:57.706

Weather / Track : Bright / Dry

2014 Dunlop MSA Formula Ford Championship of Great Britain

ROUND 16 - LAP CHART

LAP 11 @ 15:06:17.450

NO	BEHIND	LAP TIME
18		1:54.262
6	4.358	1:54.092
16	6.244	1:55.709
11	6.478	1:52.440
74	8.388	1:53.766
2	14.483	1:59.056
26	15.028	1:53.591
94	15.362	1:53.389
23	19.656	1:54.141
25	21.595	1:55.116
88	58.930	1:58.521

2014 Dunlop MSA Formula Ford Championship of Great Britain

ROUND 16 - POSITION CHART

No	Name	Lap												
		Pos	1	2	3	4	5	6	7	8	9	10	11	
2	KRUGER	1	18	18	18	18	18	18	18	18	18	18	18	18
16	SUTTON	2	2	2	2	2	2	2	2	2	2	6	6	
6	SCOTT	3	6	6	6	6	6	6	6	6	6	16	16	
18	MARSHALL	4	16	16	11	16	16	11	11	11	16	11	11	
11	COLLARD	5	11	11	16	11	11	74	74	16	11	74	74	
94	O'BRIEN	6	74	74	74	74	74	16	16	74	74	2	2	
74	ABBOTT	7	23	23	23	23	23	23	26	26	26	26	26	
25	RICHARDSON	8	25	26	26	26	26	26	94	94	94	94	94	
26	ROSSO	9	26	25	25	25	94	94	23	23	23	23	23	
23	MEALIN	10	94	94	94	94	25	25	25	25	25	25	25	
88	HOLLOWAY	11	88	88	88	88	88	88	88	88	88	88	88	

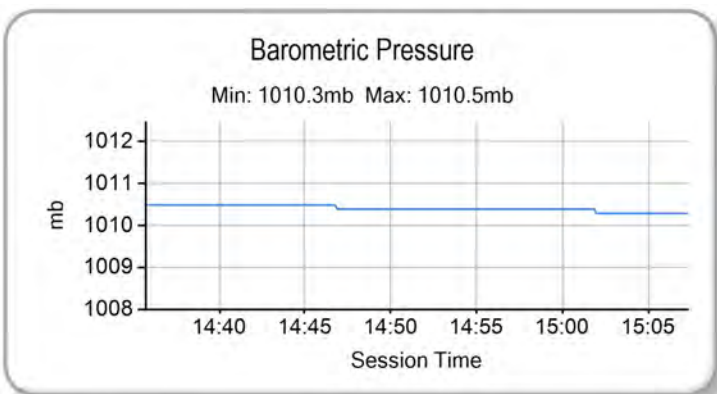
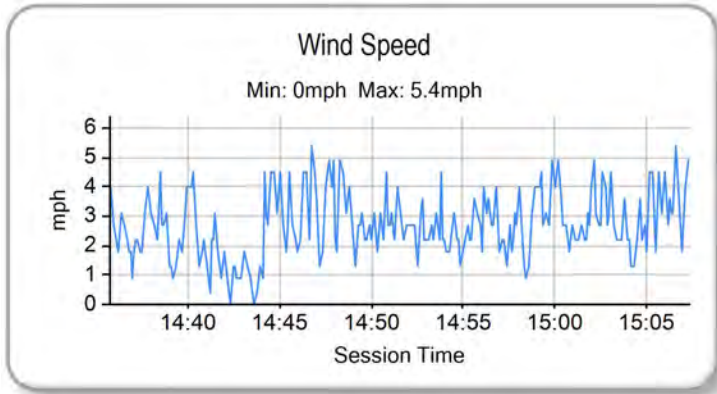
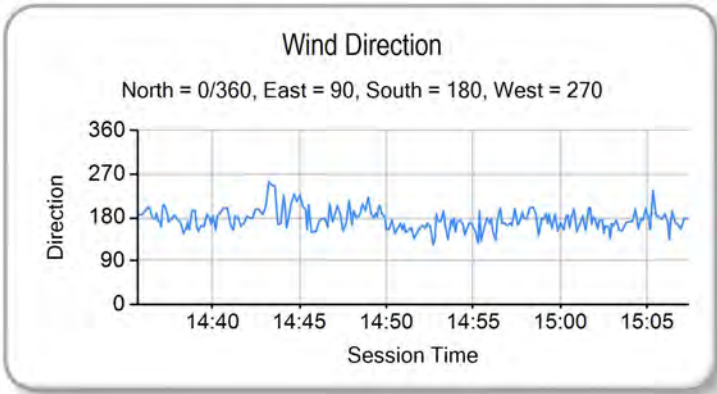
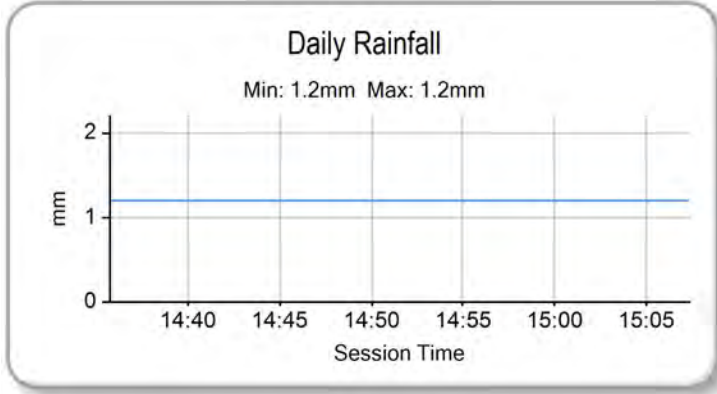
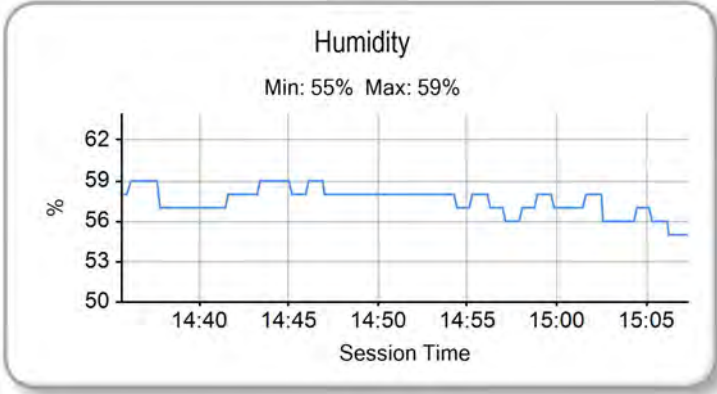
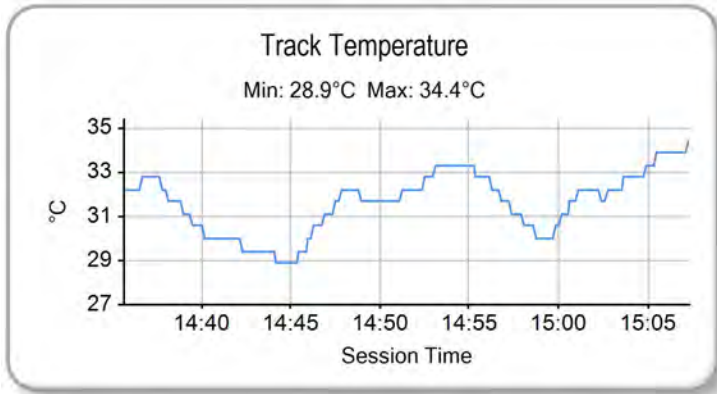
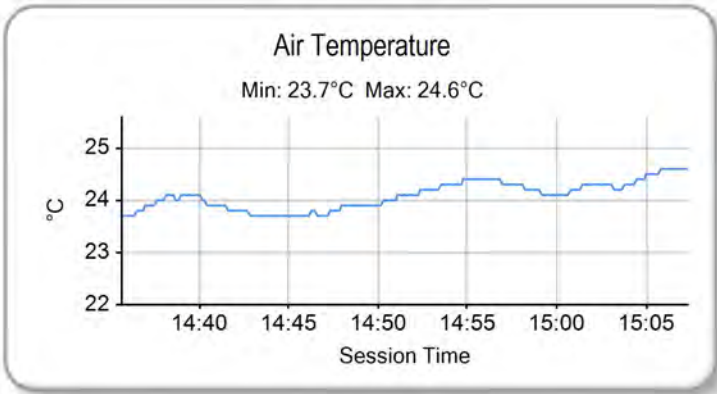
Weather / Track : Bright / Dry

Results can be found at www.tsl-timing.com

Snetterton 300
 Circuit Length = 2.9689 miles
 Start: 14:45 Flag 15:06 End: 15:07

Printed - 15:08 Saturday, 02 August 2014

2014 Dunlop MSA Formula Ford Championship of Great Britain
ROUND 16 - WEATHER CONDITIONS



Weather / Track : Bright / Dry

Results can be found at www.tsl-timing.com

Snetterton 300
 Circuit Length = 2.9689 miles
 Start: 14:45 Flag 15:06 End: 15:07

Printed - 15:09 Saturday, 02 August 2014



2014 Dunlop MSA Formula Ford Championship of Great Britain

ROUND 17 - GRID

ROW 6	11	88 Greg HOLLOWAY	10	25 Louise RICHARDSON
ROW 5	9	23 Chris MEALIN	8	94 Michael O'BRIEN
ROW 4	7	26 Juan ROSSO	6	2 Jayde KRUGER
ROW 3	5	18 Max MARSHALL	4	6 Harrison SCOTT
ROW 2	3	16 Ashley SUTTON	2	11 Ricky COLLARD
ROW 1	1	74 James ABBOTT Pole		

Snetterton 300
Circuit Length = 2.9689 miles

These results are provisional until the conclusion of any judicial and technical matters.

Clerk Of Course :		Timekeeper :
-------------------	--	--------------

Results can be found at www.tsl-timing.com

Printed - 15:10 Saturday, 02 August 2014





2014 Dunlop MSA Formula Ford Championship of Great Britain

ROUND 17 - CLASSIFICATION

POS	NO	CL	PIC NAME	NAT	ENTRY	LAPS	TIME	GAP	DIFF	MPH	BEST	ON
1	16	S	1 Ashley SUTTON	GBR	Mygale M12-SJ - Scholar - MBM Motorsport	11	20:25.694			95.92	1:50.319	4
2	11	S	2 Ricky COLLARD	GBR	Mygale M12-SJ - Swindon - Falcon Motorsport	11	20:37.324	11.630	11.630	95.01	1:51.037	4
3	6		1 Harrison SCOTT	GBR	Mygale M13 SJ - Swindon - Falcon Motorsport	11	20:46.497	20.803	9.173	94.31	1:51.259	4
4	2		2 Jayde KRUGER	RSA	Mygale M12 SJ - Mountune - JTR	11	20:46.639	20.945	0.142	94.30	1:51.107	4
5	18		3 Max MARSHALL	GBR	Mygale M12 SJ - Mountune - JTR	11	20:47.210	21.516	0.571	94.26	1:51.373	5
6	74		4 James ABBOTT	GBR	Mygale M13-SJ - Mountune - Radical Motorsport	11	20:47.592	21.898	0.382	94.23	1:51.905	7
7	26		5 Juan ROSSO	ARG	Mygale M13-SJ - Mountune - Radical Motorsport	11	20:48.557	22.863	0.965	94.16	1:51.979	9
8	23	S	3 Chris MEALIN	GBR	Mygale M12-SJ - Swindon - Falcon Motorsport	11	20:53.758	28.064	5.201	93.77	1:52.753	5
9	25	S	4 Louise RICHARDSON	GBR	Mygale M12-SJ - Scholar - Richardson Racing	11	21:25.952	1:00.258	32.194	91.42	1:54.197	8
10	88		6 Greg HOLLOWAY	AUS	Sinter LA12 - Scholar - SWB Motorsport	11	21:33.539	1:07.845	7.587	90.88	1:55.991	10
NOT CLASSIFIED												
DNF	94	S	Michael O'BRIEN	GBR	Mygale M12-SJ - Scholar - MBM Motorsport	5	9:34.885	6 Laps	6 Laps	92.95	1:52.617	4
FASTEST LAP												
	16	S	Ashley SUTTON	GBR	Mygale M12-SJ - Scholar - MBM Motorsport	4	1:50.319			96.88 mph	155.91 kph	
	2		Jayde KRUGER	RSA	Mygale M12 SJ - Mountune - JTR	4	1:51.107			96.19 mph	154.81 kph	

Weather / Track : Sunny / Dry

These results are provisional until the conclusion of any judicial and technical matters.

Snetterton 300

Circuit Length = 2.9689 miles

Start: 10:32 Flag 10:52 End: 10:53

Clerk Of Course :

Timekeeper :

Results can be found at www.tsl-timing.com

Printed - 10:55 Sunday, 03 August 2014



2014 Dunlop MSA Formula Ford Championship of Great Britain

ROUND 17 - SECTOR ANALYSIS

SECTOR 1 = FL to I1, SECTOR 2 = I1 to I2, SECTOR 3 = I2 to FL, DIFF = Difference To Personal Best Lap

P1		16 S		Ashley SUTTON		Mygale M12-SJ - Scholar - MBM Motorsport				
IDEAL LAP TIME : 1:50.137		BEST LAP TIME : 1:50.319		DIFFERENCE : 0.182						
LAP	SECTOR 1	SECTOR 2	SECTOR 3	LAP TIME	MPH	DIFF	TIME OF DAY			
1 -		123.5	40.558	139.5	37.243	125.9	1:58.642	90.08	8.323	10:34:17.637
2 -	34.769	124.5	39.639	138.0	36.623	125.6	1:51.031	96.26	0.712	10:36:08.668
3 -	34.811	123.8	39.585	137.7	36.332	126.8	1:50.728	96.52	0.409	10:37:59.396
4 -	34.352	124.2	39.604	137.5	36.363	126.1	1:50.319 (1)	96.88		10:39:49.715
5 -	34.388	123.1	39.527	136.9	36.433	125.4	1:50.348	(2)	0.029	10:41:40.063
6 -	34.581	124.5	39.637	138.0	36.439	125.4	1:50.657	96.58	0.338	10:43:30.720
7 -	34.764	124.2	39.823	137.2	36.582	125.4	1:51.169	96.14	0.850	10:45:21.889
8 -	34.547	124.0	39.564	137.2	36.601	125.4	1:50.712	96.53	0.393	10:47:12.601
9 -	34.588	123.5	39.453	137.2	36.360	125.6	1:50.401	(3)	0.082	10:49:03.002
10 -	34.389	124.0	39.606	136.6	36.427	125.4	1:50.422	96.79	0.103	10:50:53.424
11 -	34.756	124.5	39.794	138.3	36.715	124.9	1:51.265	96.05	0.946	10:52:44.689

P2		11 S		Ricky COLLARD		Mygale M12-SJ - Swindon - Falcon Motorsport				
IDEAL LAP TIME : 1:50.928		BEST LAP TIME : 1:51.037		DIFFERENCE : 0.109						
LAP	SECTOR 1	SECTOR 2	SECTOR 3	LAP TIME	MPH	DIFF	TIME OF DAY			
1 -		114.7	40.839	138.3	37.059	126.1	1:58.868	89.91	7.831	10:34:17.863
2 -	35.291	124.7	39.732	137.7	36.785	125.9	1:51.808	95.59	0.771	10:36:09.671
3 -	35.021	123.3	40.059	136.9	36.833	126.6	1:51.913	95.50	0.876	10:38:01.584
4 -	34.785	124.0	39.741	136.3	36.511	125.9	1:51.037 (1)	96.25		10:39:52.621
5 -	34.793	123.5	39.911	136.1	36.765	125.2	1:51.469	95.88	0.432	10:41:44.090
6 -	34.755	124.0	39.662	136.6	36.714	125.6	1:51.131	(2)	0.094	10:43:35.221
7 -	34.875	124.0	39.915	136.6	36.799	124.9	1:51.589	95.78	0.552	10:45:26.810
8 -	34.998	123.5	39.708	136.1	36.705	125.4	1:51.411	(3)	0.374	10:47:18.221
9 -	34.838	124.2	39.878	135.8	36.797	125.6	1:51.513	95.84	0.476	10:49:09.734
10 -	35.132	123.8	40.286	136.1	37.172	124.9	1:52.590	94.92	1.553	10:51:02.324
11 -	35.655	123.3	40.580	136.6	37.760	125.6	1:53.995	93.75	2.958	10:52:56.319

P3		6		Harrison SCOTT		Mygale M13 SJ - Swindon - Falcon Motorsport				
IDEAL LAP TIME : 1:51.198		BEST LAP TIME : 1:51.259		DIFFERENCE : 0.061						
LAP	SECTOR 1	SECTOR 2	SECTOR 3	LAP TIME	MPH	DIFF	TIME OF DAY			
1 -		124.2	41.180	138.0	36.771	126.3	1:59.208	89.65	7.949	10:34:18.203
2 -	35.954	122.9	41.348	137.5	36.585	127.5	1:53.887	93.84	2.628	10:36:12.090
3 -	35.403	123.5	40.670	136.3	36.574	126.1	1:52.647	94.88	1.388	10:38:04.737
4 -	34.916	124.0	39.834	136.1	36.509	125.4	1:51.259 (1)	96.06		10:39:55.996
5 -	35.687	123.5	39.784	136.1	36.517	124.7	1:51.988	(3)	0.729	10:41:47.984
6 -	35.091	123.3	39.773	135.8	37.011	125.2	1:51.875	(2)	0.616	10:43:39.859
7 -	35.822	123.5	39.911	136.6	36.702	125.2	1:52.435	95.06	1.176	10:45:32.294
8 -	35.982	122.9	40.999	135.8	36.825	124.9	1:53.806	93.91	2.547	10:47:26.100
9 -	35.684	123.1	41.028	134.4	37.468	125.4	1:54.180	93.60	2.921	10:49:20.280
10 -	35.242	123.8	40.055	135.5	36.747	125.4	1:52.044	95.39	0.785	10:51:12.324
11 -	35.261	124.2	40.573	136.6	37.334	125.6	1:53.168	94.44	1.909	10:53:05.492

P4		2		Jayde KRUGER		Mygale M12 SJ - Mountune - JTR				
IDEAL LAP TIME : 1:50.809		BEST LAP TIME : 1:51.107		DIFFERENCE : 0.298						
LAP	SECTOR 1	SECTOR 2	SECTOR 3	LAP TIME	MPH	DIFF	TIME OF DAY			
1 -		124.2	41.194	141.2	36.733	129.0	1:59.333	89.56	8.226	10:34:18.328
2 -	36.014	124.2	41.321	139.8	37.164	128.0	1:54.499	93.34	3.392	10:36:12.827
3 -	34.891	124.5	40.703	138.6	36.629	128.5	1:52.223	95.23	1.116	10:38:05.050
4 -	34.932	124.7	39.723	138.9	36.452	128.5	1:51.107 (1)	96.19		10:39:56.157
5 -	35.957	124.0	39.670	139.2	36.437	127.8	1:52.064	(3)	0.957	10:41:48.221
6 -	35.232	123.5	39.481	137.2	37.069	128.8	1:51.782	(2)	0.675	10:43:40.003
7 -	36.174	124.2	39.730	139.5	36.611	128.0	1:52.515	94.99	1.408	10:45:32.518
8 -	35.912	124.0	41.086	137.5	36.980	127.5	1:53.978	93.77	2.871	10:47:26.496
9 -	35.405	124.7	40.869	136.1	37.737	128.3	1:54.011	93.74	2.904	10:49:20.507
10 -	35.360	124.0	39.906	138.3	36.821	127.5	1:52.087	95.35	0.980	10:51:12.594
11 -	35.212	125.2	40.449	138.3	37.379	128.0	1:53.040	94.55	1.933	10:53:05.634

Weather / Track : Sunny / Dry

Snetterton 300
Circuit Length = 2.9689 miles
Start: 10:32 Flag 10:52 End: 10:53

2014 Dunlop MSA Formula Ford Championship of Great Britain

ROUND 17 - SECTOR ANALYSIS

SECTOR 1 = FL to I1, SECTOR 2 = I1 to I2, SECTOR 3 = I2 to FL, DIFF = Difference To Personal Best Lap

P5 18		Max MARSHALL		Mygale M12 SJ - Mountune - JTR						
IDEAL LAP TIME : 1:51.054		BEST LAP TIME : 1:51.373		DIFFERENCE : 0.319						
LAP	SECTOR 1		SECTOR 2		SECTOR 3		LAP TIME	MPH	DIFF	TIME OF DAY
1 -		125.4	41.320	138.9	37.123	126.8	2:00.323	88.82	8.950	10:34:19.318
2 -	35.139	124.9	41.543	138.9	37.382	127.3	1:54.064	93.70	2.691	10:36:13.382
3 -	34.838	123.3	40.902	139.8	37.298	127.5	1:53.038	94.55	1.665	10:38:06.420
4 -	35.491	123.3	39.597	138.3	36.899	127.0	1:51.987 (3)	95.44	0.614	10:39:58.407
5 -	34.638	124.2	39.828	138.9	36.907	126.8	1:51.373 (1)	95.96		10:41:49.780
6 -	34.741	124.9	39.937	138.9	36.819	127.3	1:51.497 (2)	95.85	0.124	10:43:41.277
7 -	35.035	125.4	40.123	139.5	36.941	127.0	1:52.099	95.34	0.726	10:45:33.376
8 -	35.282	123.8	40.861	139.5	37.628	127.0	1:53.771	93.94	2.398	10:47:27.147
9 -	35.025	123.5	40.727	136.1	38.060	128.0	1:53.812	93.90	2.439	10:49:20.959
10 -	35.113	122.9	40.012	138.9	37.056	127.5	1:52.181	95.27	0.808	10:51:13.140
11 -	34.852	124.9	40.419	139.5	37.794	127.8	1:53.065	94.53	1.692	10:53:06.205

P6 74		James ABBOTT		Mygale M13-SJ - Mountune - Radical Motorsport						
IDEAL LAP TIME : 1:51.832		BEST LAP TIME : 1:51.905		DIFFERENCE : 0.073						
LAP	SECTOR 1		SECTOR 2		SECTOR 3		LAP TIME	MPH	DIFF	TIME OF DAY
1 -		123.3	40.535	138.3	37.118	125.2	1:58.300	90.34	6.395	10:34:17.295
2 -	36.760	123.8	40.521	138.9	37.310	126.6	1:54.591	93.27	2.686	10:36:11.886
3 -	35.455	123.5	41.465	139.5	37.184	127.0	1:54.104	93.66	2.199	10:38:05.990
4 -	36.177	123.5	40.413	138.0	36.958	127.0	1:53.548	94.12	1.643	10:39:59.538
5 -	35.096	124.5	40.090	138.0	37.214	125.9	1:52.400	95.08	0.495	10:41:51.938
6 -	35.198	124.0	40.139	138.6	36.926	127.0	1:52.263 (3)	95.20	0.358	10:43:44.201
7 -	34.980	124.0	39.994	138.6	36.931	126.6	1:51.905 (1)	95.51		10:45:36.106
8 -	35.106	124.0	39.926	139.2	37.027	126.8	1:52.059 (2)	95.37	0.154	10:47:28.165
9 -	34.982	124.5	40.175	136.9	37.964	127.8	1:53.121	94.48	1.216	10:49:21.286
10 -	35.304	124.2	40.104	137.7	37.074	127.0	1:52.482	95.02	0.577	10:51:13.768
11 -	35.022	125.2	40.162	138.9	37.635	128.0	1:52.819	94.73	0.914	10:53:06.587

P7 26		Juan ROSSO		Mygale M13-SJ - Mountune - Radical Motorsport						
IDEAL LAP TIME : 1:51.901		BEST LAP TIME : 1:51.979		DIFFERENCE : 0.078						
LAP	SECTOR 1		SECTOR 2		SECTOR 3		LAP TIME	MPH	DIFF	TIME OF DAY
1 -		124.2	41.342	140.3	37.025	127.0	2:00.658	88.58	8.679	10:34:19.653
2 -	35.454	123.5	41.336	140.3	37.462	127.3	1:54.252	93.54	2.273	10:36:13.905
3 -	35.179	123.3	40.460	139.8	37.151	129.0	1:52.790	94.76	0.811	10:38:06.695
4 -	35.713	123.3	40.622	138.6	36.987	127.3	1:53.322	94.31	1.343	10:40:00.017
5 -	35.142	123.3	40.165	138.3	36.896	126.8	1:52.203 (2)	95.25	0.224	10:41:52.220
6 -	35.350	123.5	40.308	138.9	36.865	126.8	1:52.523	94.98	0.544	10:43:44.743
7 -	35.101	123.5	40.187	138.3	37.042	126.1	1:52.330 (3)	95.14	0.351	10:45:37.073
8 -	35.128	123.3	40.385	138.3	37.140	126.3	1:52.653	94.87	0.674	10:47:29.726
9 -	35.027	123.3	40.009	138.3	36.943	128.3	1:51.979 (1)	95.44		10:49:21.705
10 -	35.305	124.0	40.328	138.3	37.260	126.3	1:52.893	94.67	0.914	10:51:14.598
11 -	35.409	123.5	40.231	138.9	37.314	127.3	1:52.954	94.62	0.975	10:53:07.552

P8 23 S		Chris MEALIN		Mygale M12-SJ - Swindon - Falcon Motorsport						
IDEAL LAP TIME : 1:52.262		BEST LAP TIME : 1:52.753		DIFFERENCE : 0.491						
LAP	SECTOR 1		SECTOR 2		SECTOR 3		LAP TIME	MPH	DIFF	TIME OF DAY
1 -		124.9	41.087	139.2	37.551	125.2	2:01.403	88.03	8.650	10:34:20.398
2 -	35.363	123.5	40.924	139.2	38.470	125.6	1:54.757	93.13	2.004	10:36:15.155
3 -	35.388	122.9	40.185	136.9	37.202	126.6	1:52.775 (2)	94.77	0.022	10:38:07.930
4 -	35.008	123.8	40.470	136.9	37.308	125.9	1:52.786 (3)	94.76	0.033	10:40:00.716
5 -	35.130	123.1	40.554	136.3	37.069	125.2	1:52.753 (1)	94.79		10:41:53.469
6 -	35.254	123.1	40.412	136.1	37.721	123.5	1:53.387	94.26	0.634	10:43:46.856
7 -	35.362	122.9	40.411	135.5	37.237	124.9	1:53.010	94.57	0.257	10:45:39.866
8 -	35.167	123.1	40.477	136.1	37.565	124.9	1:53.209	94.41	0.456	10:47:33.075
9 -	35.153	123.3	40.525	135.5	37.297	124.5	1:52.975	94.60	0.222	10:49:26.050
10 -	35.201	123.3	40.323	135.5	38.013	124.9	1:53.537	94.13	0.784	10:51:19.587
11 -	35.146	123.1	40.381	136.3	37.639	125.6	1:53.166	94.44	0.413	10:53:12.753

Weather / Track : Sunny / Dry

Snetterton 300
Circuit Length = 2.9689 miles
Start: 10:32 Flag 10:52 End: 10:53

2014 Dunlop MSA Formula Ford Championship of Great Britain

ROUND 17 - SECTOR ANALYSIS

SECTOR 1 = FL to I1, SECTOR 2 = I1 to I2, SECTOR 3 = I2 to FL, DIFF = Difference To Personal Best Lap

P9		25 S		Louise RICHARDSON			Mygale M12-SJ - Scholar - Richardson Racing			
IDEAL LAP TIME : 1:53.918		BEST LAP TIME : 1:54.197			DIFFERENCE : 0.279					
LAP	SECTOR 1		SECTOR 2		SECTOR 3		LAP TIME	MPH	DIFF	TIME OF DAY
1 -		122.6	41.180	136.6	38.212	123.5	2:02.816	87.02	8.619	10:34:21.811
2 -	46.756	122.0	40.828	135.5	38.121	123.8	2:05.705	85.02	11.508	10:36:27.516
3 -	36.098	121.7	40.726	135.0	37.782	125.4	1:54.606	93.25	0.409	10:38:22.122
4 -	35.762	121.5	40.665	136.3	38.848	123.3	1:55.275	92.71	1.078	10:40:17.397
5 -	35.915	120.4	40.567	134.2	37.886	123.1	1:54.368 (3)	93.45	0.171	10:42:11.765
6 -	35.725	121.3	40.875	134.2	37.719	123.1	1:54.319 (2)	93.49	0.122	10:44:06.084
7 -	36.034	120.9	40.674	134.4	37.901	122.9	1:54.609	93.25	0.412	10:46:00.693
8 -	35.941	121.1	40.474	134.7	37.782	123.3	1:54.197 (1)	93.59		10:47:54.890
9 -	35.780	120.9	40.993	133.6	38.010	122.6	1:54.783	93.11	0.586	10:49:49.673
10 -	36.475	102.6	41.766	133.9	38.417	123.1	1:56.658	91.61	2.461	10:51:46.331
11 -	36.452	120.4	42.144	134.7	40.020	114.5	1:58.616	90.10	4.419	10:53:44.947

P10		88		Greg HOLLOWAY			Sinter LA12 - Scholar - SWB Motorsport			
IDEAL LAP TIME : 1:55.820		BEST LAP TIME : 1:55.991			DIFFERENCE : 0.171					
LAP	SECTOR 1		SECTOR 2		SECTOR 3		LAP TIME	MPH	DIFF	TIME OF DAY
1 -		120.9	42.253	134.4	39.520	122.4	2:06.442	84.52	10.451	10:34:25.437
2 -	37.035	121.1	41.703	135.2	39.372	123.5	1:58.110	90.49	2.119	10:36:23.547
3 -	36.680	120.9	41.123	136.6	38.902	124.7	1:56.705	91.58	0.714	10:38:20.252
4 -	36.727	121.1	41.354	136.1	39.757	124.2	1:57.838	90.70	1.847	10:40:18.090
5 -	36.508	121.5	40.926	136.6	39.067	122.6	1:56.501	91.74	0.510	10:42:14.591
6 -	36.489	121.5	40.852	136.6	38.957	123.5	1:56.298	91.90	0.307	10:44:10.889
7 -	36.491	121.3	41.058	137.2	39.179	123.3	1:56.728	91.56	0.737	10:46:07.617
8 -	36.547	121.7	41.299	136.9	38.796	124.5	1:56.642	91.63	0.651	10:48:04.259
9 -	36.317	121.5	40.952	136.1	38.742	123.5	1:56.011 (2)	92.12	0.020	10:50:00.270
10 -	36.245	122.4	41.023	137.2	38.723	123.5	1:55.991 (1)	92.14		10:51:56.261
11 -	36.407	122.2	41.140	137.2	38.726	124.5	1:56.273 (3)	91.92	0.282	10:53:52.534

P11		94 S		Michael O'BRIEN			Mygale M12-SJ - Scholar - MBM Motorsport			
IDEAL LAP TIME : 1:52.541		BEST LAP TIME : 1:52.617			DIFFERENCE : 0.076					
LAP	SECTOR 1		SECTOR 2		SECTOR 3		LAP TIME	MPH	DIFF	TIME OF DAY
1 -		124.0	40.941	139.2	37.816	125.6	2:01.956	87.63	9.339	10:34:20.951
2 -	35.300	123.5	40.744	138.9	38.490	127.3	1:54.534	93.31	1.917	10:36:15.485
3 -	35.444	123.8	40.155	138.0	37.248	127.3	1:52.847 (2)	94.71	0.230	10:38:08.332
4 -	35.164	123.5	40.231	138.0	37.222	127.0	1:52.617 (1)	94.90		10:40:00.949
5 -	35.207	124.0	40.301	137.7	37.423	126.6	1:52.931 (3)	94.64	0.314	10:41:53.880

2014 Dunlop MSA Formula Ford Championship of Great Britain

ROUND 17 - BEST SPEEDS

POS	SECTOR 1			SECTOR 2			FINISH LINE		
	NO	NAME	MPH	NO	NAME	MPH	NO	NAME	MPH
1	18	Max MARSHALL	125.4	2	Jayde KRUGER	141.2	2	Jayde KRUGER	129.0
2	2	Jayde KRUGER	125.2	26	Juan ROSSO	140.3	26	Juan ROSSO	129.0
3	74	James ABBOTT	125.2	18	Max MARSHALL	139.8	18	Max MARSHALL	128.0
4	23	Chris MEALIN	124.9	16	Ashley SUTTON	139.5	74	James ABBOTT	128.0
5	11	Ricky COLLARD	124.7	74	James ABBOTT	139.5	6	Harrison SCOTT	127.5
6	16	Ashley SUTTON	124.5	23	Chris MEALIN	139.2	94	Michael O'BRIEN	127.3
7	94	Michael O'BRIEN	124.5	94	Michael O'BRIEN	139.2	16	Ashley SUTTON	126.8
8	6	Harrison SCOTT	124.2	11	Ricky COLLARD	138.3	11	Ricky COLLARD	126.6
9	26	Juan ROSSO	124.2	6	Harrison SCOTT	138.0	23	Chris MEALIN	126.6
10	25	Louise RICHARDSON	122.6	88	Greg HOLLOWAY	137.2	25	Louise RICHARDSON	125.4
11	88	Greg HOLLOWAY	122.4	25	Louise RICHARDSON	136.6	88	Greg HOLLOWAY	124.7

Weather / Track : Sunny / Dry

Results can be found at www.tsl-timing.com

Snetterton 300
Circuit Length = 2.9689 miles
Start: 10:32 Flag 10:52 End: 10:53

Printed - 10:54 Sunday, 03 August 2014

2014 Dunlop MSA Formula Ford Championship of Great Britain

ROUND 17 - BEST SECTORS

SECTOR 1			SECTOR 2			SECTOR 3			IDEAL / BEST COMPARISON							
POS	NO	NAME	TIME	NO	NAME	TIME	NO	NAME	TIME	POS	NO	NAME	IDEAL	BEST	DIFF	
1	16	SUTTON	34.352	16	SUTTON	39.453	16	SUTTON	36.332				PERFECT LAP	1:50.137		
2	18	MARSHALL	34.638	2	KRUGER	39.481	2	KRUGER	36.437	1	16	SUTTON	1:50.137	1:50.319	0.182	
3	11	COLLARD	34.755	18	MARSHALL	39.597	6	SCOTT	36.509	2	2	KRUGER	1:50.809	1:51.107	0.298	
4	2	KRUGER	34.891	11	COLLARD	39.662	11	COLLARD	36.511	3	11	COLLARD	1:50.928	1:51.037	0.109	
5	6	SCOTT	34.916	6	SCOTT	39.773	18	MARSHALL	36.819	4	18	MARSHALL	1:51.054	1:51.373	0.319	
6	74	ABBOTT	34.980	74	ABBOTT	39.926	26	ROSSO	36.865	5	6	SCOTT	1:51.198	1:51.259	0.061	
7	23	MEALIN	35.008	26	ROSSO	40.009	74	ABBOTT	36.926	6	74	ABBOTT	1:51.832	1:51.905	0.073	
8	26	ROSSO	35.027	94	O'BRIEN	40.155	23	MEALIN	37.069	7	26	ROSSO	1:51.901	1:51.979	0.078	
9	94	O'BRIEN	35.164	23	MEALIN	40.185	94	O'BRIEN	37.222	8	23	MEALIN	1:52.262	1:52.753	0.491	
10	25	RICHARDSON	35.725	25	RICHARDSON	40.474	25	RICHARDSON	37.719	9	94	O'BRIEN	1:52.541	1:52.617	0.076	
11	88	HOLLOWAY	36.245	88	HOLLOWAY	40.852	88	HOLLOWAY	38.723	10	25	RICHARDSON	1:53.918	1:54.197	0.279	
										11	88	HOLLOWAY	1:55.820	1:55.991	0.171	

Weather / Track : Sunny / Dry

Results can be found at www.tsl-timing.com

Snetterton 300
 Circuit Length = 2.9689 miles
 Start: 10:32 Flag 10:52 End: 10:53

Printed - 10:54 Sunday, 03 August 2014

2014 Dunlop MSA Formula Ford Championship of Great Britain

ROUND 17 - LAP CHART

LAP 1 @ 10:34:17.295			LAP 2 @ 10:36:08.668			LAP 3 @ 10:37:59.396			LAP 4 @ 10:39:49.715			LAP 5 @ 10:41:40.063		
NO	BEHIND	LAP TIME	NO	BEHIND	LAP TIME	NO	BEHIND	LAP TIME	NO	BEHIND	LAP TIME	NO	BEHIND	LAP TIME
74		1:58.300	16		1:51.031	16		1:50.728	16		1:50.319	16		1:50.348
16	0.342	1:58.642	11	1.003	1:51.808	11	2.188	1:51.913	11	2.906	1:51.037	11	4.027	1:51.469
11	0.568	1:58.868	74	3.218	1:54.591	6	5.341	1:52.647	6	6.281	1:51.259	6	7.921	1:51.988
6	0.908	1:59.208	6	3.422	1:53.887	2	5.654	1:52.223	2	6.442	1:51.107	2	8.158	1:52.064
2	1.033	1:59.333	2	4.159	1:54.499	74	6.594	1:54.104	18	8.692	1:51.987	18	9.717	1:51.373
18	2.023	2:00.323	18	4.714	1:54.064	18	7.024	1:53.038	74	9.823	1:53.548	74	11.875	1:52.400
26	2.358	2:00.658	26	5.237	1:54.252	26	7.299	1:52.790	26	10.302	1:53.322	26	12.157	1:52.203
23	3.103	2:01.403	23	6.487	1:54.757	23	8.534	1:52.775	23	11.001	1:52.786	23	13.406	1:52.753
94	3.656	2:01.956	94	6.817	1:54.534	94	8.936	1:52.847	94	11.234	1:52.617	94	13.817	1:52.931
25	4.516	2:02.816	88	14.879	1:58.110	88	20.856	1:56.705	25	27.682	1:55.275	25	31.702	1:54.368
88	8.142	2:06.442	25	18.848	2:05.705	25	22.726	1:54.606	88	28.375	1:57.838	88	34.528	1:56.501

Weather / Track : Sunny / Dry

2014 Dunlop MSA Formula Ford Championship of Great Britain

ROUND 17 - LAP CHART

LAP 6 @ 10:43:30.720			LAP 7 @ 10:45:21.889			LAP 8 @ 10:47:12.601			LAP 9 @ 10:49:03.002			LAP 10 @ 10:50:53.424		
NO	BEHIND	LAP TIME	NO	BEHIND	LAP TIME	NO	BEHIND	LAP TIME	NO	BEHIND	LAP TIME	NO	BEHIND	LAP TIME
16		1:50.657	16		1:51.169	16		1:50.712	16		1:50.401	16		1:50.422
11	4.501	1:51.131	11	4.921	1:51.589	11	5.620	1:51.411	11	6.732	1:51.513	11	8.900	1:52.590
6	9.139	1:51.875	6	10.405	1:52.435	6	13.499	1:53.806	6	17.278	1:54.180	6	18.900	1:52.044
2	9.283	1:51.782	2	10.629	1:52.515	2	13.895	1:53.978	2	17.505	1:54.011	2	19.170	1:52.087
18	10.557	1:51.497	18	11.487	1:52.099	18	14.546	1:53.771	18	17.957	1:53.812	18	19.716	1:52.181
74	13.481	1:52.263	74	14.217	1:51.905	74	15.564	1:52.059	74	18.284	1:53.121	74	20.344	1:52.482
26	14.023	1:52.523	26	15.184	1:52.330	26	17.125	1:52.653	26	18.703	1:51.979	26	21.174	1:52.893
23	16.136	1:53.387	23	17.977	1:53.010	23	20.474	1:53.209	23	23.048	1:52.975	23	26.163	1:53.537
25	35.364	1:54.319	25	38.804	1:54.609	25	42.289	1:54.197	25	46.671	1:54.783	25	52.907	1:56.658
88	40.169	1:56.298	88	45.728	1:56.728	88	51.658	1:56.642	88	57.268	1:56.011	88	1:02.837	1:55.991

Weather / Track : Sunny / Dry

Results can be found at www.tsl-timing.com

Page 2 of 3

Snetterton 300
 Circuit Length = 2.9689 miles
 Start: 10:32 Flag 10:52 End: 10:53

Printed - 10:54 Sunday, 03 August 2014

2014 Dunlop MSA Formula Ford Championship of Great Britain

ROUND 17 - LAP CHART

LAP 11 @ 10:52:44.689

NO	BEHIND	LAP TIME
16		1:51.265
11	11.630	1:53.995
6	20.803	1:53.168
2	20.945	1:53.040
18	21.516	1:53.065
74	21.898	1:52.819
26	22.863	1:52.954
23	28.064	1:53.166
25	1:00.258	1:58.616
88	1:07.845	1:56.273

Weather / Track : Sunny / Dry

Results can be found at www.tsl-timing.com

Page 3 of 3

Snetterton 300
Circuit Length = 2.9689 miles
Start: 10:32 Flag 10:52 End: 10:53

Printed - 10:54 Sunday, 03 August 2014

2014 Dunlop MSA Formula Ford Championship of Great Britain

ROUND 17 - POSITION CHART

No	Name	Lap												
		Pos	1	2	3	4	5	6	7	8	9	10	11	
74	ABBOTT	1	74	16	16	16	16	16	16	16	16	16	16	16
11	COLLARD	2	16	11	11	11	11	11	11	11	11	11	11	11
16	SUTTON	3	11	74	6	6	6	6	6	6	6	6	6	6
6	SCOTT	4	6	6	2	2	2	2	2	2	2	2	2	2
18	MARSHALL	5	2	2	74	18	18	18	18	18	18	18	18	18
2	KRUGER	6	18	18	18	74	74	74	74	74	74	74	74	74
26	ROSSO	7	26	26	26	26	26	26	26	26	26	26	26	26
94	O'BRIEN	8	23	23	23	23	23	23	23	23	23	23	23	23
23	MEALIN	9	94	94	94	94	94	25	25	25	25	25	25	25
25	RICHARDSON	10	25	88	88	25	25	88	88	88	88	88	88	88
88	HOLLOWAY	11	88	25	25	88	88							

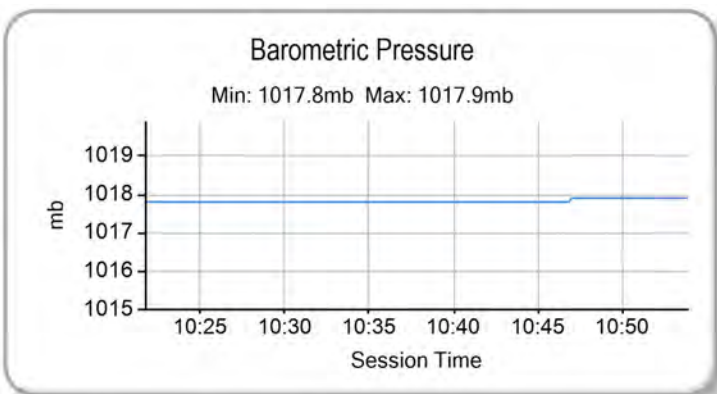
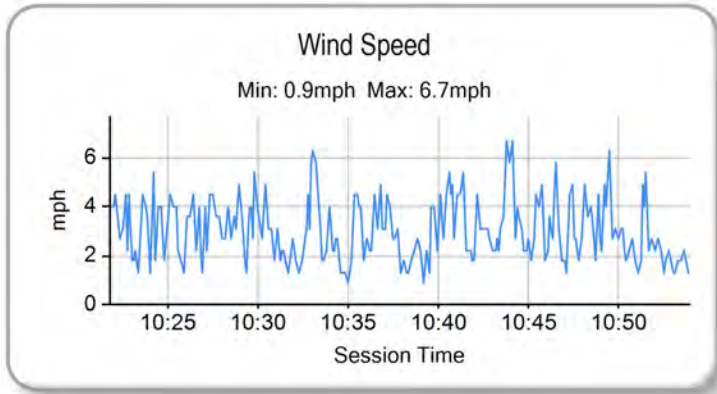
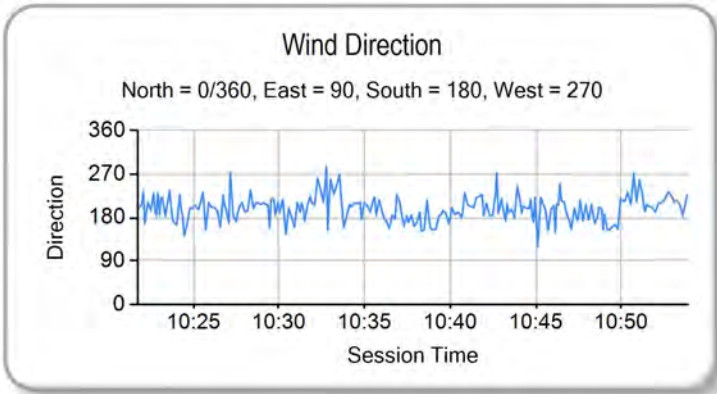
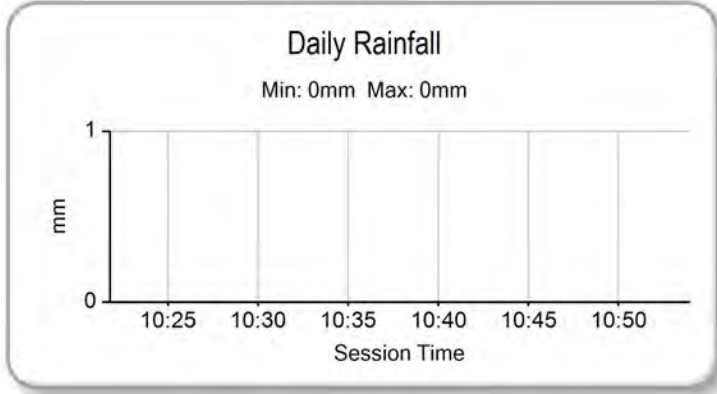
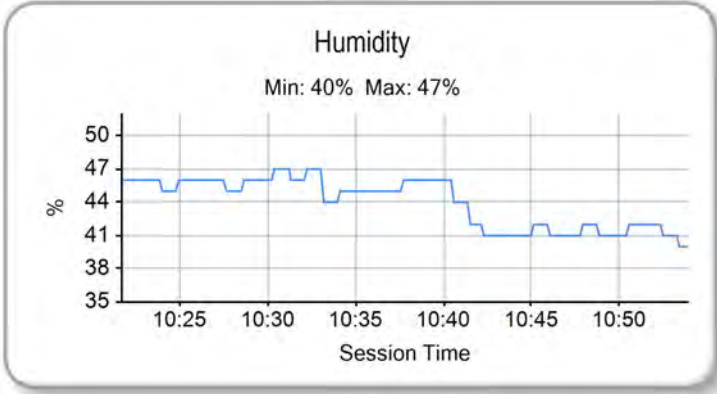
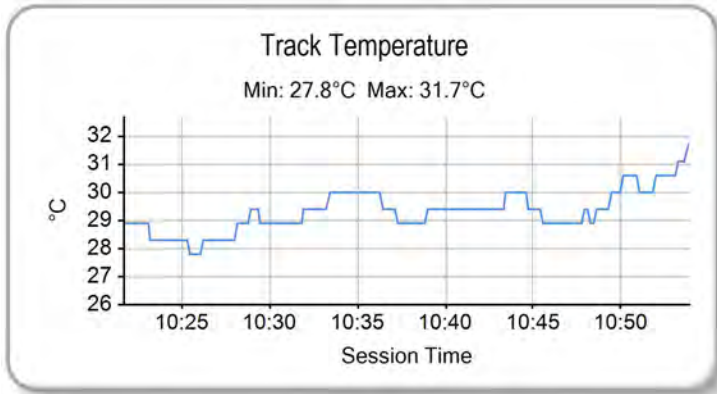
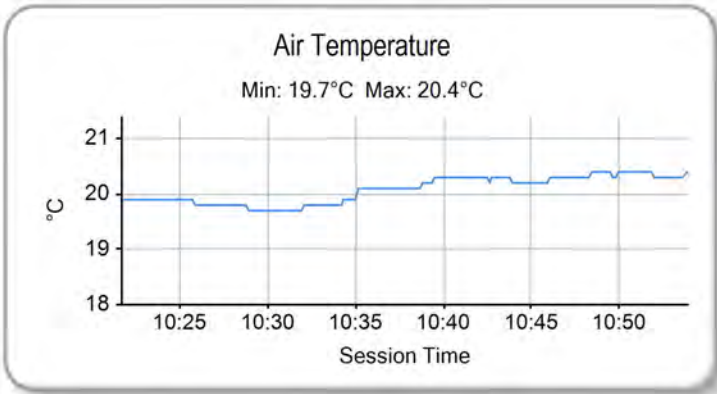
Weather / Track : Sunny / Dry

Results can be found at www.tsl-timing.com

Snetterton 300
 Circuit Length = 2.9689 miles
 Start: 10:32 Flag 10:52 End: 10:53

Printed - 10:54 Sunday, 03 August 2014

2014 Dunlop MSA Formula Ford Championship of Great Britain
ROUND 17 - WEATHER CONDITIONS



Weather / Track : Sunny / Dry

Results can be found at www.tsl-timing.com

Snetterton 300
 Circuit Length = 2.9689 miles
 Start: 10:32 Flag 10:52 End: 10:53

Printed - 10:55 Sunday, 03 August 2014



2014 Dunlop MSA Formula Ford Championship of Great Britain

ROUND 18 - CLASSIFICATION

POS	NO	CL	PIC NAME	NAT	ENTRY	LAPS	TIME	GAP	DIFF	MPH	BEST	ON
1	16	S	1 Ashley SUTTON	GBR	Mygale M12-SJ - Scholar - MBM Motorsport	11	20:37.390			95.01	1:51.730	10
2	2		1 Jayde KRUGER	RSA	Mygale M12-SJ - Mountune - JTR	11	20:40.268	2.878	2.878	94.79	1:51.375	11
3	18		2 Max MARSHALL	GBR	Mygale M12-SJ - Mountune - JTR	11	20:51.182	13.792	10.914	93.96	1:52.749	10
4	6		3 Harrison SCOTT	GBR	Mygale M13-SJ - Swindon - Falcon Motorsport	11	20:54.231	16.841	3.049	93.73	1:52.965	10
5	94	S	2 Michael O'BRIEN	GBR	Mygale M12-SJ - Scholar - MBM Motorsport	11	20:57.073	19.683	2.842	93.52	1:52.748	9
6	26		4 Juan ROSSO	ARG	Mygale M13-SJ - Mountune - Radical Motorsport	11	21:06.734	29.344	9.661	92.81	1:53.751	10
7	25	S	3 Louise RICHARDSON	GBR	Mygale M12-SJ - Scholar - Richardson Racing	11	21:08.687	31.297	1.953	92.66	1:54.333	10
8	23	S	4 Chris MEALIN	GBR	Mygale M12-SJ - Swindon - Falcon Motorsport	11	21:10.327	32.937	1.640	92.55	1:54.408	11
9	11	* S	5 Ricky COLLARD	GBR	Mygale M12-SJ - Swindon - Falcon Motorsport	11	21:19.782	42.391	9.454	91.86	1:52.428	9
10	88		5 Greg HOLLOWAY	AUS	Sinter LA12 - Scholar - SWB Motorsport	11	22:28.622	1:51.232	1:08.840	87.17	1:58.174	8
NOT CLASSIFIED												
DNF	74		James ABBOTT	GBR	Mygale M13-SJ - Mountune - Radical Motorsport	1	2:31.021	10 Laps	10 Laps	70.77		

FASTEST LAP

2			Jayde KRUGER	RSA	Mygale M12-SJ - Mountune - JTR	11	1:51.375			95.96 mph	154.44 kph	
16	S		Ashley SUTTON	GBR	Mygale M12-SJ - Scholar - MBM Motorsport	10	1:51.730			95.65 mph	153.94 kph	

* Car 11 - 5 second penalty - exceeding track limits

Snetterton 300

Circuit Length = 2.9689 miles

Start: 17:56 Flag 18:16 End: 18:18

Weather / Track : Sunny / Dry

These results are provisional until the conclusion of any judicial and technical matters.

Clerk Of Course :	Timekeeper :
-------------------	--------------

Results can be found at www.tsl-timing.com

Printed - 18:20 Sunday, 03 August 2014

2014 Dunlop MSA Formula Ford Championship of Great Britain

ROUND 18 - SECTOR ANALYSIS

SECTOR 1 = FL to I1, SECTOR 2 = I1 to I2, SECTOR 3 = I2 to FL, DIFF = Difference To Personal Best Lap

P1		16 S		Ashley SUTTON		Mygale M12-SJ - Scholar - MBM Motorsport				
IDEAL LAP TIME : 1:51.616		BEST LAP TIME : 1:51.730		DIFFERENCE : 0.114						
LAP	SECTOR 1	SECTOR 2	SECTOR 3	LAP TIME	MPH	DIFF	TIME OF DAY			
1 -		122.4	40.609	136.6	36.859	124.7	1:57.423	91.02	5.693	17:57:58.512
2 -	35.106	123.1	40.273	136.9	36.863	124.9	1:52.242	95.22	0.512	17:59:50.754
3 -	35.086	123.5	40.343	137.5	37.135	125.2	1:52.564	94.95	0.834	18:01:43.318
4 -	34.992	123.3	40.090	137.5	37.042	124.9	1:52.124	95.32	0.394	18:03:35.442
5 -	34.891	123.8	40.104	137.2	36.893	125.6	1:51.888	95.52	0.158	18:05:27.330
6 -	34.917	123.8	40.166	136.9	36.995	125.4	1:52.078	95.36	0.348	18:07:19.408
7 -	34.958	123.3	40.090	136.9	36.819	125.2	1:51.867	95.54	0.137	18:09:11.275
8 -	35.062	123.5	39.945	136.6	36.792	124.9	1:51.799 (2)	95.60	0.069	18:11:03.074
9 -	34.912	123.3	40.139	137.2	36.802	125.2	1:51.853	95.55	0.123	18:12:54.927
10 -	35.005	123.8	39.944	136.9	36.781	125.2	1:51.730 (1)	95.65		18:14:46.657
11 -	34.896	123.8	40.117	137.2	36.809	124.7	1:51.822 (3)	95.58	0.092	18:16:38.479

P2		2		Jayde KRUGER		Mygale M12 SJ - Mountune - JTR				
IDEAL LAP TIME : 1:51.331		BEST LAP TIME : 1:51.375		DIFFERENCE : 0.044						
LAP	SECTOR 1	SECTOR 2	SECTOR 3	LAP TIME	MPH	DIFF	TIME OF DAY			
1 -		124.0	40.504	139.5	37.396	126.8	1:58.293	90.35	6.918	17:57:59.382
2 -	35.308	123.8	40.171	139.2	37.136	126.6	1:52.615	94.90	1.240	17:59:51.997
3 -	35.303	123.8	40.610	138.3	37.229	126.8	1:53.142	94.46	1.767	18:01:45.139
4 -	35.228	123.8	40.225	138.6	37.001	126.8	1:52.454	95.04	1.079	18:03:37.593
5 -	35.104	124.0	40.176	138.9	37.136	126.8	1:52.416	95.07	1.041	18:05:30.009
6 -	35.188	124.2	40.085	138.3	37.027	127.0	1:52.300	95.17	0.925	18:07:22.309
7 -	35.190	124.0	40.064	138.9	36.641	126.8	1:51.895 (3)	95.51	0.520	18:09:14.204
8 -	34.941	124.5	40.159	138.3	36.884	126.8	1:51.984	95.44	0.609	18:11:06.188
9 -	34.872	124.5	40.307	138.6	36.897	127.0	1:52.076	95.36	0.701	18:12:58.264
10 -	34.960	124.2	39.976	138.9	36.782	127.0	1:51.718 (2)	95.67	0.343	18:14:49.982
11 -	34.717	124.7	39.973	139.5	36.685	126.8	1:51.375 (1)	95.96		18:16:41.357

P3		18		Max MARSHALL		Mygale M12 SJ - Mountune - JTR				
IDEAL LAP TIME : 1:52.611		BEST LAP TIME : 1:52.749		DIFFERENCE : 0.138						
LAP	SECTOR 1	SECTOR 2	SECTOR 3	LAP TIME	MPH	DIFF	TIME OF DAY			
1 -		123.8	40.775	138.9	37.476	126.3	1:59.363	89.54	6.614	17:58:00.452
2 -	35.449	123.5	40.675	138.0	37.750	125.6	1:53.874	93.85	1.125	17:59:54.326
3 -	35.415	123.5	40.530	138.3	37.488	126.3	1:53.433	94.22	0.684	18:01:47.759
4 -	35.209	123.5	40.156	138.0	37.434	126.3	1:52.799 (2)	94.75	0.050	18:03:40.558
5 -	35.305	123.3	40.229	138.3	37.414	126.1	1:52.948 (3)	94.62	0.199	18:05:33.506
6 -	35.266	123.8	40.243	138.3	37.552	126.6	1:53.061	94.53	0.312	18:07:26.567
7 -	35.263	123.3	40.467	138.0	37.417	126.6	1:53.147	94.46	0.398	18:09:19.714
8 -	35.175	124.2	40.629	137.7	37.649	125.6	1:53.453	94.20	0.704	18:11:13.167
9 -	35.203	124.0	40.622	138.6	37.496	126.3	1:53.321	94.31	0.572	18:13:06.488
10 -	35.253	124.5	40.216	138.3	37.280	126.6	1:52.749 (1)	94.79		18:14:59.237
11 -	35.308	124.7	40.274	138.6	37.452	126.6	1:53.034	94.55	0.285	18:16:52.271

P4		6		Harrison SCOTT		Mygale M13 SJ - Swindon - Falcon Motorsport				
IDEAL LAP TIME : 1:52.850		BEST LAP TIME : 1:52.965		DIFFERENCE : 0.115						
LAP	SECTOR 1	SECTOR 2	SECTOR 3	LAP TIME	MPH	DIFF	TIME OF DAY			
1 -		124.2	41.125	137.5	37.564	124.9	2:00.036	89.04	7.071	17:58:01.125
2 -	35.684	123.3	40.544	136.9	37.372	125.4	1:53.600	94.08	0.635	17:59:54.725
3 -	35.780	123.1	40.880	136.1	37.231	125.6	1:53.891	93.84	0.926	18:01:48.616
4 -	35.593	122.6	40.682	136.1	37.398	124.9	1:53.673	94.02	0.708	18:03:42.289
5 -	35.668	122.6	40.907	135.8	37.347	124.7	1:53.922	93.81	0.957	18:05:36.211
6 -	35.526	123.5	40.640	135.8	37.207	124.9	1:53.373	94.27	0.408	18:07:29.584
7 -	35.277	123.1	40.542	135.8	37.149	124.5	1:52.968 (2)	94.61	0.003	18:09:22.552
8 -	35.523	123.3	40.558	135.8	37.162	123.8	1:53.243 (3)	94.38	0.278	18:11:15.795
9 -	35.513	122.6	40.607	136.1	37.148	124.7	1:53.268	94.36	0.303	18:13:09.063
10 -	35.392	123.3	40.469	135.8	37.104	124.2	1:52.965 (1)	94.61		18:15:02.028
11 -	35.541	123.1	40.563	136.3	37.188	124.7	1:53.292	94.34	0.327	18:16:55.320

Weather / Track : Sunny / Dry

Snetterton 300
Circuit Length = 2.9689 miles
Start: 17:56 Flag 18:16 End: 18:18

2014 Dunlop MSA Formula Ford Championship of Great Britain

ROUND 18 - SECTOR ANALYSIS

SECTOR 1 = FL to I1, SECTOR 2 = I1 to I2, SECTOR 3 = I2 to FL, DIFF = Difference To Personal Best Lap

P5 94 S Michael O'BRIEN		Mygale M12-SJ - Scholar - MBM Motorsport										
IDEAL LAP TIME : 1:52.558		BEST LAP TIME : 1:52.748			DIFFERENCE : 0.190							
LAP	SECTOR 1	SECTOR 2	SECTOR 3	LAP TIME	MPH	DIFF	TIME OF DAY					
1 -		119.8	40.944	138.6	38.651	124.7	2:01.895	87.68	9.147	17:58:02.984		
2 -	35.796	122.9	40.733	136.1	37.667	124.2	1:54.196	93.59	1.448	17:59:57.180		
3 -	35.855	122.2	40.625	136.3	37.894	124.2	1:54.374	93.44	1.626	18:01:51.554		
4 -	36.159	122.0	40.447	136.3	37.679	124.5	1:54.285	93.52	1.537	18:03:45.839		
5 -	35.644	122.4	40.430	136.9	37.498	124.9	1:53.572	94.10	0.824	18:05:39.411		
6 -	35.545	122.6	40.298	136.9	37.380	125.2	1:53.223	94.39	0.475	18:07:32.634		
7 -	35.450	122.9	40.408	137.2	37.680	124.9	1:53.538	94.13	0.790	18:09:26.172		
8 -	35.461	122.9	40.348	136.3	37.540	124.5	1:53.349	94.29	0.601	18:11:19.521		
9 -	35.247	122.6	40.142	136.6	37.359	125.2	1:52.748 (1)	94.79		18:13:12.269		
10 -	35.277	122.9	40.110	136.9	37.404	124.7	1:52.791 (2)	94.76	0.043	18:15:05.060		
11 -	35.468	123.5	39.952	137.5	37.682	124.5	1:53.102 (3)	94.49	0.354	18:16:58.162		

P6 26 Juan ROSSO		Mygale M13-SJ - Mountune - Radical Motorsport										
IDEAL LAP TIME : 1:53.642		BEST LAP TIME : 1:53.751			DIFFERENCE : 0.109							
LAP	SECTOR 1	SECTOR 2	SECTOR 3	LAP TIME	MPH	DIFF	TIME OF DAY					
1 -		122.0	41.587	137.2	38.308	125.6	2:02.486	87.25	8.735	17:58:03.575		
2 -	36.329	122.4	40.899	136.9	37.650	125.4	1:54.878	93.03	1.127	17:59:58.453		
3 -	36.011	122.9	40.963	136.6	37.511	125.6	1:54.485	93.35	0.734	18:01:52.938		
4 -	35.863	122.9	40.956	136.3	37.799	125.6	1:54.618	93.24	0.867	18:03:47.556		
5 -	35.679	122.6	40.831	136.6	37.569	125.2	1:54.079 (2)	93.69	0.328	18:05:41.635		
6 -	35.713	122.6	40.974	136.1	38.307	125.4	1:54.994	92.94	1.243	18:07:36.629		
7 -	35.713	122.9	41.176	135.5	37.716	125.2	1:54.605	93.26	0.854	18:09:31.234		
8 -	35.703	122.9	41.050	136.1	37.491	124.9	1:54.244 (3)	93.55	0.493	18:11:25.478		
9 -	35.989	122.6	40.956	136.6	37.402	124.9	1:54.347	93.47	0.596	18:13:19.825		
10 -	35.788	123.5	40.679	136.6	37.284	124.9	1:53.751 (1)	93.96		18:15:13.576		
11 -	35.727	122.9	40.866	136.9	37.654	125.2	1:54.247	93.55	0.496	18:17:07.823		

P7 25 S Louise RICHARDSON		Mygale M12-SJ - Scholar - Richardson Racing										
IDEAL LAP TIME : 1:54.078		BEST LAP TIME : 1:54.333			DIFFERENCE : 0.255							
LAP	SECTOR 1	SECTOR 2	SECTOR 3	LAP TIME	MPH	DIFF	TIME OF DAY					
1 -		121.5	41.473	136.1	38.129	124.7	2:02.594	87.18	8.261	17:58:03.683		
2 -	36.796	121.5	41.211	135.0	37.627	123.8	1:55.634	92.43	1.301	17:59:59.317		
3 -	35.891	121.1	41.083	134.7	37.507	124.2	1:54.481	93.36	0.148	18:01:53.798		
4 -	35.842	121.1	41.031	133.6	37.546	123.3	1:54.419	93.41	0.086	18:03:48.217		
5 -	36.028	120.4	40.915	133.6	37.771	122.6	1:54.714	93.17	0.381	18:05:42.931		
6 -	35.946	120.0	40.952	132.8	37.673	122.9	1:54.571	93.28	0.238	18:07:37.502		
7 -	36.142	120.2	40.892	132.8	37.652	122.6	1:54.686	93.19	0.353	18:09:32.188		
8 -	36.068	119.8	40.815	133.1	37.504	122.4	1:54.387 (3)	93.43	0.054	18:11:26.575		
9 -	36.075	119.8	40.741	132.8	37.710	122.6	1:54.526	93.32	0.193	18:13:21.101		
10 -	36.004	120.0	40.817	133.1	37.512	121.1	1:54.333 (1)	93.48		18:15:15.434		
11 -	35.992	120.4	40.732	132.6	37.618	122.0	1:54.342 (2)	93.47	0.009	18:17:09.776		

P8 23 S Chris MEALIN		Mygale M12-SJ - Swindon - Falcon Motorsport										
IDEAL LAP TIME : 1:54.067		BEST LAP TIME : 1:54.408			DIFFERENCE : 0.341							
LAP	SECTOR 1	SECTOR 2	SECTOR 3	LAP TIME	MPH	DIFF	TIME OF DAY					
1 -		122.6	41.581	136.3	38.410	126.1	2:03.219	86.74	8.811	17:58:04.308		
2 -	36.564	122.0	41.392	136.6	37.851	125.2	1:55.807	92.29	1.399	18:00:00.115		
3 -	35.878	122.4	40.872	136.1	37.900	125.4	1:54.650	93.22	0.242	18:01:54.765		
4 -	35.907	122.2	40.785	135.2	38.016	124.7	1:54.708	93.17	0.300	18:03:49.473		
5 -	35.785	122.4	40.983	134.7	37.964	124.7	1:54.732	93.15	0.324	18:05:44.205		
6 -	35.812	121.1	40.917	135.2	37.882	124.7	1:54.611	93.25	0.203	18:07:38.816		
7 -	35.650	122.6	40.920	134.7	37.916	125.2	1:54.486 (3)	93.35	0.078	18:09:33.302		
8 -	35.826	122.0	41.147	134.7	37.706	124.5	1:54.679	93.19	0.271	18:11:27.981		
9 -	35.788	121.5	40.884	135.0	37.932	124.2	1:54.604	93.26	0.196	18:13:22.585		
10 -	35.833	122.4	40.806	135.0	37.784	124.2	1:54.423 (2)	93.40	0.015	18:15:17.008		
11 -	35.775	122.2	41.001	134.7	37.632	124.0	1:54.408 (1)	93.42		18:17:11.416		

Weather / Track : Sunny / Dry

Snetterton 300
Circuit Length = 2.9689 miles
Start: 17:56 Flag 18:16 End: 18:18

2014 Dunlop MSA Formula Ford Championship of Great Britain

ROUND 18 - SECTOR ANALYSIS

SECTOR 1 = FL to I1, SECTOR 2 = I1 to I2, SECTOR 3 = I2 to FL, DIFF = Difference To Personal Best Lap

P9		11 S		Ricky COLLARD			Mygale M12-SJ - Swindon - Falcon Motorsport					
IDEAL LAP TIME : 1:52.310		BEST LAP TIME : 1:52.428			DIFFERENCE : 0.118							
LAP	SECTOR 1	SECTOR 2	SECTOR 3	LAP TIME	MPH	DIFF	TIME OF DAY					
1 -		122.4	41.232	136.6	38.616	124.0	2:01.658	87.85	9.230	17:58:02.747		
2 -	36.624	122.4	40.634	137.2	37.280	127.3	1:54.538	93.31	2.110	17:59:57.285		
3 -	36.067	122.4	40.633	137.2	37.603	125.9	1:54.303	93.50	1.875	18:01:51.588		
4 -	35.369	123.1	40.456	136.1	37.209	125.6	1:53.034	94.55	0.606	18:03:44.622		
5 -	35.655	122.4	40.616	136.3	37.455	124.9	1:53.726	93.98	1.298	18:05:38.348		
6 -	35.386	123.3	40.762	135.5	37.115	125.9	1:53.263	94.36	0.835	18:07:31.611		
7 -	35.690	122.4	40.437	136.1	36.952	125.6	1:53.079	94.51	0.651	18:09:24.690		
8 -	35.345	123.1	40.421	135.8	36.925	125.4	1:52.691 (3)	94.84	0.263	18:11:17.381		
9 -	35.315	122.6	40.228	136.3	36.885	125.6	1:52.428 (1)	95.06		18:13:09.809		
10 -	35.294	123.1	40.131	136.9	37.095	125.9	1:52.520 (2)	94.98	0.092	18:15:02.329		
11 -	35.799	123.1	40.367	136.6			2:13.541	80.03	21.113	18:17:15.870		

P10		88		Greg HOLLOWAY			Sinter LA12 - Scholar - SWB Motorsport					
IDEAL LAP TIME : 1:57.945		BEST LAP TIME : 1:58.174			DIFFERENCE : 0.229							
LAP	SECTOR 1	SECTOR 2	SECTOR 3	LAP TIME	MPH	DIFF	TIME OF DAY					
1 -		120.2	41.803	135.5	40.087	120.4	2:06.192	84.69	8.018	17:58:07.281		
2 -	37.309	121.1	41.775	135.2	39.606	122.6	1:58.690	90.05	0.516	18:00:05.971		
3 -	37.148	121.3	42.089	135.5	39.517	123.3	1:58.754	90.00	0.580	18:02:04.725		
4 -	37.060	121.3	42.031	135.8	39.515	123.3	1:58.606 (3)	90.11	0.432	18:04:03.331		
5 -	37.142	120.2	42.245	136.3	39.548	123.8	1:58.935	89.86	0.761	18:06:02.266		
6 -	37.296	121.3	42.077	135.5	39.518	123.1	1:58.891	89.89	0.717	18:08:01.157		
7 -	37.315	120.4	41.940	135.8	39.587	123.5	1:58.842	89.93	0.668	18:09:59.999		
8 -	37.075	121.7	41.775	136.3	39.324	123.3	1:58.174 (1)	90.44		18:11:58.173		
9 -	36.895	121.5	41.726	136.1	39.764	123.3	1:58.385 (2)	90.28	0.211	18:13:56.558		
10 -	37.143	120.4	41.799	136.6	53.288	123.3	2:12.230	80.82	14.056	18:16:08.788		
11 -	38.035	121.3	42.098	136.3	1:00.790	123.1	2:20.923	75.84	22.749	18:18:29.711		

P11		74		James ABBOTT			Mygale M13-SJ - Mountune - Radical Motorsport					
IDEAL LAP TIME :		BEST LAP TIME :			DIFFERENCE :							
LAP	SECTOR 1	SECTOR 2	SECTOR 3	LAP TIME	MPH	DIFF	TIME OF DAY					
1 -	OUTLAP	122.4	41.306	137.7	IN PIT		2:31.021 P	70.77		17:58:32.110		

2014 Dunlop MSA Formula Ford Championship of Great Britain

ROUND 18 - BEST SPEEDS

POS	SECTOR 1			SECTOR 2			FINISH LINE		
	NO	NAME	MPH	NO	NAME	MPH	NO	NAME	MPH
1	2	Jayde KRUGER	124.7	2	Jayde KRUGER	139.5	11	Ricky COLLARD	127.3
2	18	Max MARSHALL	124.7	18	Max MARSHALL	138.9	2	Jayde KRUGER	127.0
3	6	Harrison SCOTT	124.2	94	Michael O'BRIEN	138.6	18	Max MARSHALL	126.6
4	16	Ashley SUTTON	123.8	74	James ABBOTT	137.7	23	Chris MEALIN	126.1
5	26	Juan ROSSO	123.5	6	Harrison SCOTT	137.5	6	Harrison SCOTT	125.6
6	94	Michael O'BRIEN	123.5	16	Ashley SUTTON	137.5	16	Ashley SUTTON	125.6
7	11	Ricky COLLARD	123.3	11	Ricky COLLARD	137.2	26	Juan ROSSO	125.6
8	23	Chris MEALIN	122.6	26	Juan ROSSO	137.2	94	Michael O'BRIEN	125.2
9	74	James ABBOTT	122.4	23	Chris MEALIN	136.6	25	Louise RICHARDSON	124.7
10	88	Greg HOLLOWAY	121.7	88	Greg HOLLOWAY	136.6	88	Greg HOLLOWAY	123.8
11	25	Louise RICHARDSON	121.5	25	Louise RICHARDSON	136.1			

Weather / Track : Sunny / Dry

Results can be found at www.tsl-timing.com

Snetterton 300
Circuit Length = 2.9689 miles
Start: 17:56 Flag 18:16 End: 18:18

Printed - 18:19 Sunday, 03 August 2014

2014 Dunlop MSA Formula Ford Championship of Great Britain

ROUND 18 - BEST SECTORS

SECTOR 1			SECTOR 2			SECTOR 3			IDEAL / BEST COMPARISON						
POS	NO	NAME	TIME	NO	NAME	TIME	NO	NAME	TIME	POS	NO	NAME	IDEAL	BEST	DIFF
1	2	KRUGER	34.717	16	SUTTON	39.944	2	KRUGER	36.641				PERFECT LAP	1:51.302	
2	16	SUTTON	34.891	94	O'BRIEN	39.952	16	SUTTON	36.781	1	2	KRUGER	1:51.331	1:51.375	0.044
3	18	MARSHALL	35.175	2	KRUGER	39.973	11	COLLARD	36.885	2	16	SUTTON	1:51.616	1:51.730	0.114
4	94	O'BRIEN	35.247	11	COLLARD	40.131	6	SCOTT	37.104	3	11	COLLARD	1:52.310	1:52.428	0.118
5	6	SCOTT	35.277	18	MARSHALL	40.156	18	MARSHALL	37.280	4	94	O'BRIEN	1:52.558	1:52.748	0.190
6	11	COLLARD	35.294	6	SCOTT	40.469	26	ROSSO	37.284	5	18	MARSHALL	1:52.611	1:52.749	0.138
7	23	MEALIN	35.650	26	ROSSO	40.679	94	O'BRIEN	37.359	6	6	SCOTT	1:52.850	1:52.965	0.115
8	26	ROSSO	35.679	25	RICHARDSON	40.732	25	RICHARDSON	37.504	7	26	ROSSO	1:53.642	1:53.751	0.109
9	25	RICHARDSON	35.842	23	MEALIN	40.785	23	MEALIN	37.632	8	23	MEALIN	1:54.067	1:54.408	0.341
10	88	HOLLOWAY	36.895	74	ABBOTT	41.306	88	HOLLOWAY	39.324	9	25	RICHARDSON	1:54.078	1:54.333	0.255
11				88	HOLLOWAY	41.726				10	88	HOLLOWAY	1:57.945	1:58.174	0.229
										11	74	ABBOTT			

Weather / Track : Sunny / Dry

Results can be found at www.tsl-timing.com

Snetterton 300
 Circuit Length = 2.9689 miles
 Start: 17:56 Flag 18:16 End: 18:18

Printed - 18:19 Sunday, 03 August 2014

2014 Dunlop MSA Formula Ford Championship of Great Britain

ROUND 18 - LAP CHART

LAP 1 @ 17:57:58.512			LAP 2 @ 17:59:50.754			LAP 3 @ 18:01:43.318			LAP 4 @ 18:03:35.442			LAP 5 @ 18:05:27.330		
NO	BEHIND	LAP TIME	NO	BEHIND	LAP TIME	NO	BEHIND	LAP TIME	NO	BEHIND	LAP TIME	NO	BEHIND	LAP TIME
16		1:57.423	16		1:52.242	16		1:52.564	16		1:52.124	16		1:51.888
2	0.870	1:58.293	2	1.243	1:52.615	2	1.821	1:53.142	2	2.151	1:52.454	2	2.679	1:52.416
18	1.940	1:59.363	18	3.572	1:53.874	18	4.441	1:53.433	18	5.116	1:52.799	18	6.176	1:52.948
6	2.613	2:00.036	6	3.971	1:53.600	6	5.298	1:53.891	6	6.847	1:53.673	6	8.881	1:53.922
11	4.235	2:01.658	94	6.426	1:54.196	94	8.236	1:54.374	11	9.180	1:53.034	11	11.018	1:53.726
94	4.472	2:01.895	11	6.531	1:54.538	11	8.270	1:54.303	94	10.397	1:54.285	94	12.081	1:53.572
26	5.063	2:02.486	26	7.699	1:54.878	26	9.620	1:54.485	26	12.114	1:54.618	26	14.305	1:54.079
25	5.171	2:02.594	25	8.563	1:55.634	25	10.480	1:54.481	25	12.775	1:54.419	25	15.601	1:54.714
23	5.796	2:03.219	23	9.361	1:55.807	23	11.447	1:54.650	23	14.031	1:54.708	23	16.875	1:54.732
88	8.769	2:06.192	88	15.217	1:58.690	88	21.407	1:58.754	88	27.889	1:58.606	88	34.936	1:58.935
74	33.598	2:31.021 P												

Weather / Track : Sunny / Dry

2014 Dunlop MSA Formula Ford Championship of Great Britain

ROUND 18 - LAP CHART

LAP 6 @ 18:07:19.408			LAP 7 @ 18:09:11.275			LAP 8 @ 18:11:03.074			LAP 9 @ 18:12:54.927			LAP 10 @ 18:14:46.657		
NO	BEHIND	LAP TIME	NO	BEHIND	LAP TIME	NO	BEHIND	LAP TIME	NO	BEHIND	LAP TIME	NO	BEHIND	LAP TIME
16		1:52.078	16		1:51.867	16		1:51.799	16		1:51.853	16		1:51.730
2	2.901	1:52.300	2	2.929	1:51.895	2	3.114	1:51.984	2	3.337	1:52.076	2	3.325	1:51.718
18	7.159	1:53.061	18	8.439	1:53.147	18	10.093	1:53.453	18	11.561	1:53.321	18	12.580	1:52.749
6	10.176	1:53.373	6	11.277	1:52.968	6	12.721	1:53.243	6	14.136	1:53.268	6	15.371	1:52.965
11	12.203	1:53.263	11	13.415	1:53.079	11	14.307	1:52.691	11	14.882	1:52.428	11	15.672	1:52.520
94	13.226	1:53.223	94	14.897	1:53.538	94	16.447	1:53.349	94	17.342	1:52.748	94	18.403	1:52.791
26	17.221	1:54.994	26	19.959	1:54.605	26	22.404	1:54.244	26	24.898	1:54.347	26	26.919	1:53.751
25	18.094	1:54.571	25	20.913	1:54.686	25	23.501	1:54.387	25	26.174	1:54.526	25	28.777	1:54.333
23	19.408	1:54.611	23	22.027	1:54.486	23	24.907	1:54.679	23	27.658	1:54.604	23	30.351	1:54.423
88	41.749	1:58.891	88	48.724	1:58.842	88	55.099	1:58.174	88	1:01.631	1:58.385	88	1:22.131	2:12.230

Weather / Track : Sunny / Dry

Results can be found at www.tsl-timing.com

Page 2 of 3

Snetterton 300
 Circuit Length = 2.9689 miles
 Start: 17:56 Flag 18:16 End: 18:18

Printed - 18:19 Sunday, 03 August 2014

2014 Dunlop MSA Formula Ford Championship of Great Britain

ROUND 18 - LAP CHART

LAP 11 @ 18:16:38.479

NO	BEHIND	LAP TIME
16		1:51.822
2	2.878	1:51.375
18	13.792	1:53.034
6	16.841	1:53.292
94	19.683	1:53.102
26	29.344	1:54.247
25	31.297	1:54.342
23	32.937	1:54.408
11	37.391	2:13.541
88	1:51.232	2:20.923

Weather / Track : Sunny / Dry

Results can be found at www.tsl-timing.com

Page 3 of 3

Snetterton 300
Circuit Length = 2.9689 miles
Start: 17:56 Flag 18:16 End: 18:18

Printed - 18:19 Sunday, 03 August 2014

2014 Dunlop MSA Formula Ford Championship of Great Britain

ROUND 18 - POSITION CHART

No	Name	Lap											
		Pos	1	2	3	4	5	6	7	8	9	10	11
16	SUTTON	1	16	16	16	16	16	16	16	16	16	16	16
2	KRUGER	2	2	2	2	2	2	2	2	2	2	2	2
6	SCOTT	3	18	18	18	18	18	18	18	18	18	18	18
18	MARSHALL	4	6	6	6	6	6	6	6	6	6	6	6
11	COLLARD	5	11	94	94	11	11	11	11	11	11	11	94
94	O'BRIEN	6	94	11	11	94	94	94	94	94	94	94	26
26	ROSSO	7	26	26	26	26	26	26	26	26	26	26	25
74	ABBOTT	8	25	25	25	25	25	25	25	25	25	25	23
25	RICHARDSON	9	23	23	23	23	23	23	23	23	23	23	11
23	MEALIN	10	88	88	88	88	88	88	88	88	88	88	88
88	HOLLOWAY	11	74										

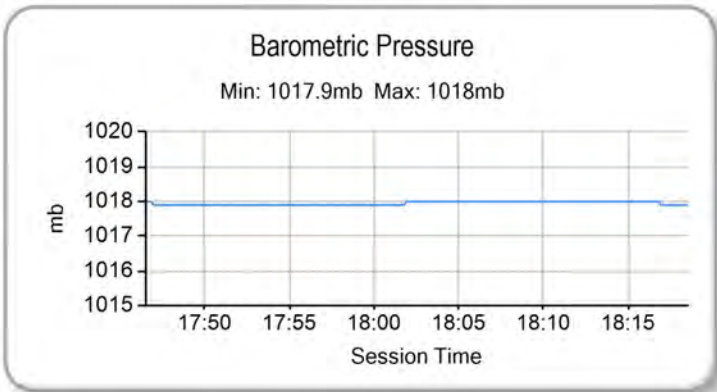
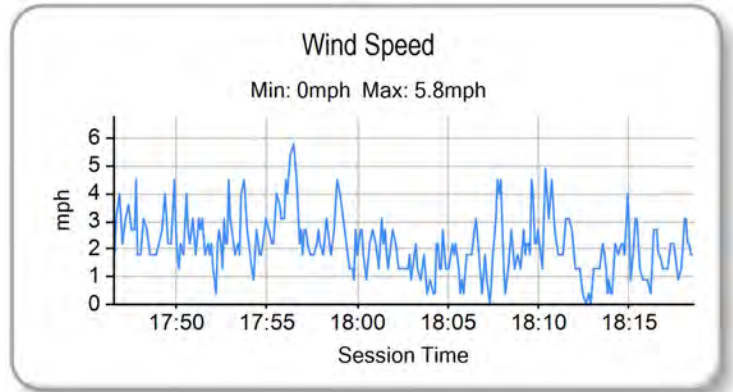
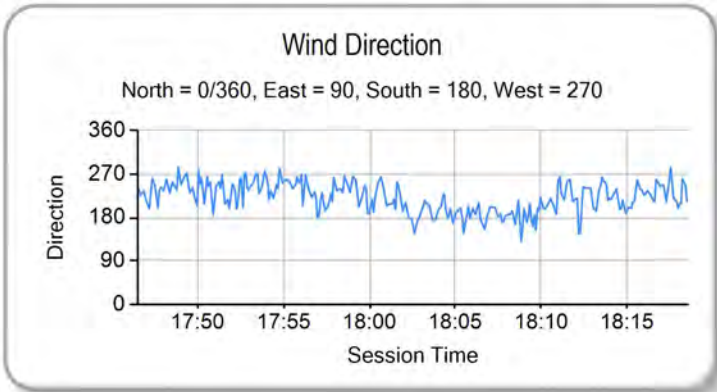
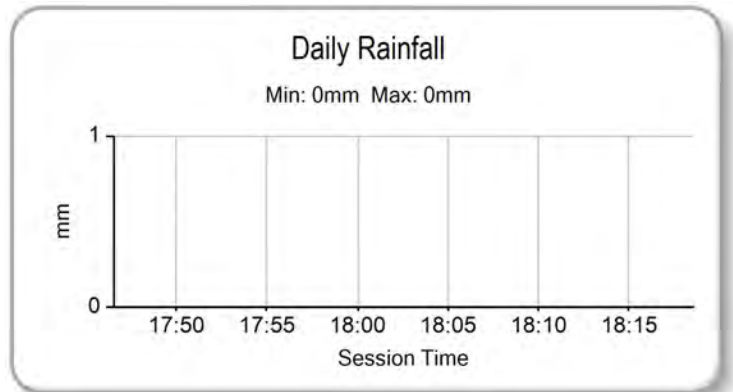
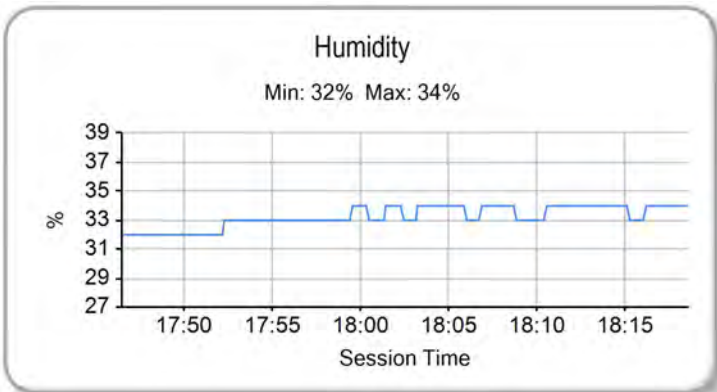
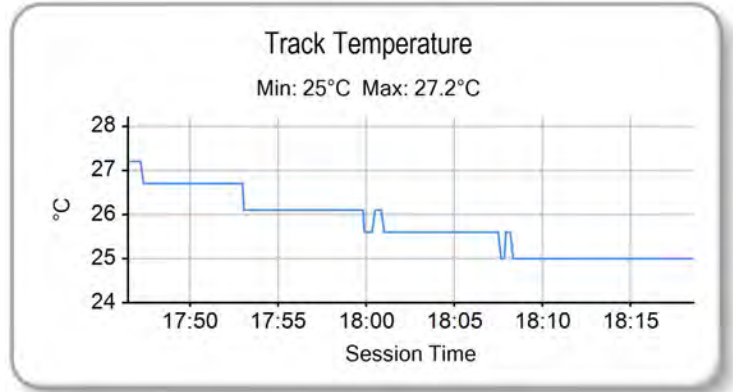
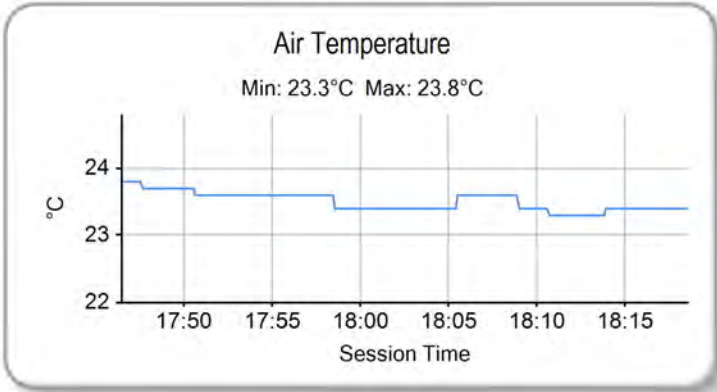
Weather / Track : Sunny / Dry

Results can be found at www.tsl-timing.com

Snetterton 300
 Circuit Length = 2.9689 miles
 Start: 17:56 Flag 18:16 End: 18:18

Printed - 18:20 Sunday, 03 August 2014

2014 Dunlop MSA Formula Ford Championship of Great Britain
ROUND 18 - WEATHER CONDITIONS



Weather / Track : Sunny / Dry

Results can be found at www.tsl-timing.com

Snetterton 300
 Circuit Length = 2.9689 miles
 Start: 17:56 Flag 18:16 End: 18:18

Printed - 18:20 Sunday, 03 August 2014