



# 2014 DUNLOP MSA FORMULA FORD CHAMPIONSHIP OF GREAT BRITAIN

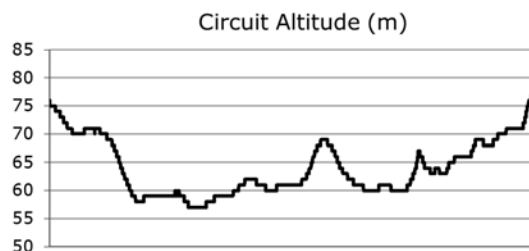
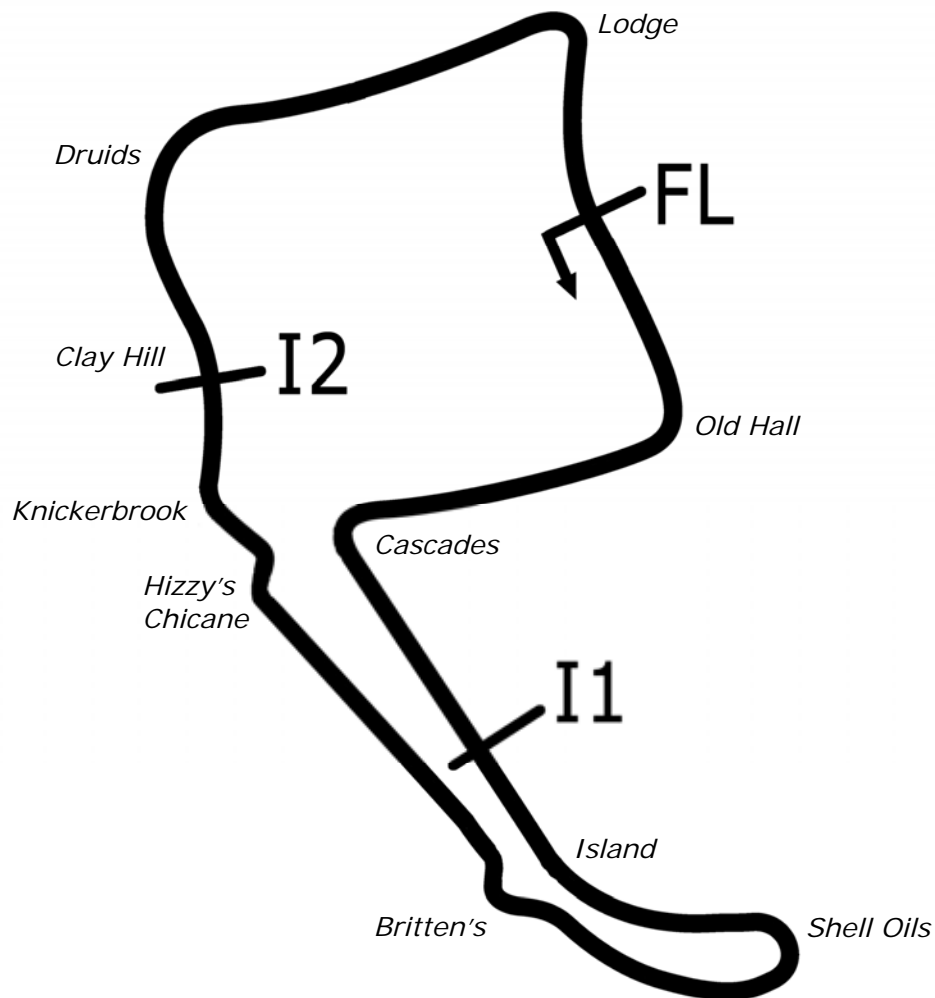
**Rounds 10, 11 & 12  
Oulton Park International**

**7<sup>th</sup> / 8<sup>th</sup> June 2014**



**Results Provided by Timing Solutions Ltd**  
[www.tsl-timing.com](http://www.tsl-timing.com)

# Oulton Park International



Length	2.6920 miles	4332.4 m	
FL		53.17997 N	2.61294 W
I1	1163m	53.17248 N	2.61631 W
I2	3066m	53.17830 N	2.62040 W
Pit Entry	4314m	53.18011 N	2.61306 W
Pit Exit	180m after FL	53.17836 N	2.61232 W
Pit Entry–Pit Exit 199m, 11.9s @60kph, 8.9s @80kph			

All results available at [www.tsl-timing.com](http://www.tsl-timing.com)



# 2014 Dunlop MSA Formula Ford Championship of Great Britain

## QUALIFYING - ROUND 10 - CLASSIFICATION

POS	NO	CL	PIC NAME	NAT	ENTRY	TIME	ON	LAPS	GAP	DIFF	MPH
1	6		1 Harrison SCOTT	GBR	Mygale M13 SJ - Swindon - Falcon Motorsport	1:47.973	10	10			89.75
2	2		2 Jayde KRUGER	RSA	Mygale M12 SJ - Mountune - JTR	1:48.136	9	10	0.163	0.163	89.62
3	26		3 Juan ROSSO	ARG	Mygale M13-SJ - Mountune - Radical Motorsport	1:48.350	10	10	0.377	0.214	89.44
4	76		4 Andy RICHARDSON	GBR	Mygale M12 SJ - Scholar - Richardson Racing	1:48.781	9	9	0.808	0.431	89.09
5	1		5 Sam BRABHAM	GBR	Mygale M12 SJ - Mountune - JTR	1:48.794	9	10	0.821	0.013	89.07
6	74		6 James ABBOTT	GBR	Mygale M13-SJ - Mountune - Radical Motorsport	1:48.899	9	10	0.926	0.105	88.99
7	11	S	1 Ricky COLLARD	GBR	Mygale M12-SJ - Swindon - Falcon Motorsport	1:49.365	10	10	1.392	0.466	88.61
8	18		7 Max MARSHALL	GBR	Mygale M12 SJ - Mountune - JTR	1:49.398	10	10	1.425	0.033	88.58
9	23	S	2 Chris MEALIN	GBR	Mygale M12-SJ - Swindon - Falcon Motorsport	1:50.270	10	10	2.297	0.872	87.88
10	16	S	3 Ashley SUTTON	GBR	Mygale M12-SJ - Scholar - Jamun Racing	1:50.635	7	10	2.662	0.365	87.59
11	82	S	4 Connor MILLS	GBR	Mygale M12-SJ - Scholar - Meridian	1:50.971	5	9	2.998	0.336	87.33
12	35	S	5 Connor JUPP	GBR	Mygale M12 SJ - Mountune - Meridian	1:52.570	5	7	4.597	1.599	86.09
13	88		8 Greg HOLLOWAY	AUS	Sinter LA12 - Scholar - SWB Motorsport	1:55.715	8	9	7.742	3.145	83.75

Weather / Track : Cloudy / Damp

These results are provisional until the conclusion of any judicial and technical matters.

Oulton Park International

Circuit Length = 2.6920 miles

Start: 10:24 Flag 10:44 End: 10:46

Clerk Of Course :

Timekeeper :

Results can be found at [www.tsl-timing.com](http://www.tsl-timing.com)

Printed - 10:47 Saturday, 07 June 2014





# 2014 Dunlop MSA Formula Ford Championship of Great Britain

## QUALIFYING - ROUND 12 - 2ND FASTEST CLASSIFICATION

POS	NO	CL	PIC NAME	NAT	ENTRY	TIME	ON	LAPS	GAP	DIFF	MPH
1	2		1 Jayde KRUGER	RSA	Mygale M12 SJ - Mountune - JTR	1:48.353	8	10			89.44
2	6		2 Harrison SCOTT	GBR	Mygale M13 SJ - Swindon - Falcon Motorsport	1:48.664	9	10	0.311	0.311	89.18
3	1		3 Sam BRABHAM	GBR	Mygale M12 SJ - Mountune - JTR	1:49.071	8	10	0.718	0.407	88.85
4	26		4 Juan ROSSO	ARG	Mygale M13-SJ - Mountune - Radical Motorsport	1:49.109	8	10	0.756	0.038	88.82
5	11	S	1 Ricky COLLARD	GBR	Mygale M12-SJ - Swindon - Falcon Motorsport	1:49.375	9	10	1.022	0.266	88.60
6	74		5 James ABBOTT	GBR	Mygale M13-SJ - Mountune - Radical Motorsport	1:49.467	8	10	1.114	0.092	88.53
7	76		6 Andy RICHARDSON	GBR	Mygale M12 SJ - Scholar - Richardson Racing	1:50.098	4	9	1.745	0.631	88.02
8	18		7 Max MARSHALL	GBR	Mygale M12 SJ - Mountune - JTR	1:50.140	9	10	1.787	0.042	87.99
9	16	S	2 Ashley SUTTON	GBR	Mygale M12-SJ - Scholar - Jamun Racing	1:50.802	8	10	2.449	0.662	87.46
10	82	S	3 Connor MILLS	GBR	Mygale M12-SJ - Scholar - Meridian	1:51.079	9	9	2.726	0.277	87.24
11	23	S	4 Chris MEALIN	GBR	Mygale M12-SJ - Swindon - Falcon Motorsport	1:51.494	8	10	3.141	0.415	86.92
12	35	S	5 Connor JUPP	GBR	Mygale M12 SJ - Mountune - Meridian	1:54.779	4	7	6.426	3.285	84.43
13	88		8 Greg HOLLOWAY	AUS	Sinter LA12 - Scholar - SWB Motorsport	1:57.223	7	9	8.870	2.444	82.67

Weather / Track : Cloudy / Damp

These results are provisional until the conclusion of any judicial and technical matters.

Oulton Park International  
 Circuit Length = 2.6920 miles  
 Start: 10:24 Flag 10:44 End: 10:46

Clerk Of Course :

Timekeeper :

Results can be found at [www.tsl-timing.com](http://www.tsl-timing.com)

Printed - 10:48 Saturday, 07 June 2014



# 2014 Dunlop MSA Formula Ford Championship of Great Britain

## QUALIFYING - ROUND 10 - SECTOR ANALYSIS

SECTOR 1 = FL to I1, SECTOR 2 = I1 to I2, SECTOR 3 = I2 to FL, DIFF = Difference To Personal Best Lap

P1		6		Harrison SCOTT		Mygale M13 SJ - Swindon - Falcon Motorsport				
LAP	SECTOR 1		SECTOR 2		SECTOR 3		LAP TIME	MPH	DIFF	TIME OF DAY
1 -	28.288	119.1	56.015	105.8	30.649	113.5	1:54.952	84.30	6.979	10:28:43.906
2 -	27.399	120.0	54.283	106.6	30.221	<b>114.1</b>	1:51.903	86.60	3.930	10:30:35.809
3 -	26.882	120.6	53.810	<b>107.3</b>	29.794	<b>114.1</b>	1:50.486	87.71	2.513	10:32:26.295
4 -	26.856	<b>120.9</b>	53.292	<b>107.3</b>	29.884	113.9	1:50.032	88.07	2.059	10:34:16.327
5 -	26.728	120.6	52.979	107.0	29.706	113.7	1:49.413	88.57	1.440	10:36:05.740
6 -	26.829	120.4	52.771	107.0	29.626	113.7	1:49.226	88.72	1.253	10:37:54.966
7 -	26.884	120.6	52.482	106.3	29.564	113.3	1:48.930 (3)	88.96	0.957	10:39:43.896
8 -	26.526	120.6	52.959	106.1	29.772	111.8	1:49.257	88.70	1.284	10:41:33.153
9 -	<b>26.506</b>	120.4	52.622	105.6	29.536	112.7	1:48.664 (2)	89.18	0.691	10:43:21.817
10 -	26.587	120.4	<b>51.986</b>	106.1	<b>29.400</b>	113.3	<b>1:47.973 (1)</b>	<b>89.75</b>		<b>10:45:09.790</b>

P2		2		Jayde KRUGER		Mygale M12 SJ - Mountune - JTR				
LAP	SECTOR 1		SECTOR 2		SECTOR 3		LAP TIME	MPH	DIFF	TIME OF DAY
1 -	30.031	119.4	55.811	104.5	31.345	114.3	1:57.187	82.69	9.051	10:28:53.120
2 -	27.646	119.8	54.021	<b>107.7</b>	30.351	<b>114.7</b>	1:52.018	86.51	3.882	10:30:45.138
3 -	26.940	120.0	53.415	107.0	30.131	113.9	1:50.486	87.71	2.350	10:32:35.624
4 -	26.958	120.4	52.794	107.0	29.691	112.7	1:49.443	88.55	1.307	10:34:25.067
5 -	26.581	<b>121.1</b>	52.649	106.8	29.720	112.7	1:48.950 (3)	88.95	0.814	10:36:14.017
6 -	27.079	120.6	52.522	107.2	29.858	112.4	1:49.459	88.53	1.323	10:38:03.476
7 -	26.739	120.2	1:01.950	86.3	40.445	113.7	2:09.134	75.04	20.998	10:40:12.610
8 -	26.788	120.9	52.000	107.5	<b>29.565</b>	113.3	1:48.353 (2)	89.44	0.217	10:42:00.963
9 -	<b>26.439</b>	<b>121.1</b>	<b>51.953</b>	107.3	29.744	112.7	<b>1:48.136 (1)</b>	<b>89.62</b>		<b>10:43:49.099</b>
10 -	26.615	120.6	52.867	106.5	29.689	114.3	1:49.171	88.77	1.035	10:45:38.270

P3		26		Juan ROSSO		Mygale M13-SJ - Mountune - Radical Motorsport				
LAP	SECTOR 1		SECTOR 2		SECTOR 3		LAP TIME	MPH	DIFF	TIME OF DAY
1 -	28.148	118.3	56.413	103.8	30.624	112.4	1:55.185	84.13	6.835	10:28:36.633
2 -	27.365	120.0	54.932	105.3	30.137	113.1	1:52.434	86.19	4.084	10:30:29.067
3 -	27.077	119.8	54.327	105.5	29.852	112.9	1:51.256	87.10	2.906	10:32:20.323
4 -	26.893	120.2	54.100	106.1	29.772	112.9	1:50.765	87.49	2.415	10:34:11.088
5 -	26.660	120.9	53.620	105.3	29.522	<b>113.7</b>	1:49.802	88.26	1.452	10:36:00.890
6 -	26.495	120.4	53.250	106.1	<b>29.423</b>	113.5	1:49.168 (3)	88.77	0.818	10:37:50.058
7 -	26.521	120.9	53.302	105.8	29.507	112.0	1:49.330	88.64	0.980	10:39:39.388
8 -	26.501	120.6	53.096	105.8	29.512	112.5	1:49.109 (2)	88.82	0.759	10:41:28.497
9 -	26.547	120.6	53.984	103.7	29.655	112.7	1:50.186	87.95	1.836	10:43:18.683
10 -	<b>26.347</b>	<b>121.1</b>	<b>52.565</b>	<b>106.6</b>	29.438	113.3	<b>1:48.350 (1)</b>	<b>89.44</b>		<b>10:45:07.033</b>

P4		76		Andy RICHARDSON		Mygale M12 SJ - Scholar - Richardson Racing				
LAP	SECTOR 1		SECTOR 2		SECTOR 3		LAP TIME	MPH	DIFF	TIME OF DAY
1 -	29.405	115.1	55.754	<b>105.1</b>	30.965	109.8	1:56.124	83.45	7.343	10:28:47.909
2 -	27.503	117.9	54.457	104.3	30.311	110.1	1:52.271	86.32	3.490	10:30:40.180
3 -	27.108	118.7	53.578	105.0	30.109	<b>111.1</b>	1:50.795	87.47	2.014	10:32:30.975
4 -	26.983	118.7	53.168	105.0	29.947	110.9	1:50.098 (2)	88.02	1.317	10:34:21.073
5 -	26.884	<b>118.9</b>	53.185	104.2	30.161	109.6	1:50.230 (3)	87.91	1.449	10:36:11.303
6 -	28.977	78.4	1:09.297	70.6	34.891	110.5	2:13.165	72.77	24.384	10:38:24.468
7 -	<b>26.783</b>	118.7	54.538	70.2	IN PIT		2:01.552 P	79.72	12.771	10:40:26.020
8 -	OUTLAP	116.9	56.618	96.2	30.798	110.9	2:58.333	54.34	1:09.552	10:43:24.353
9 -	26.801	118.5	<b>52.394</b>	<b>105.1</b>	<b>29.586</b>	110.3	<b>1:48.781 (1)</b>	<b>89.09</b>		<b>10:45:13.134</b>

P5		1		Sam BRABHAM		Mygale M12 SJ - Mountune - JTR				
LAP	SECTOR 1		SECTOR 2		SECTOR 3		LAP TIME	MPH	DIFF	TIME OF DAY
1 -	28.559	116.5	57.294	106.0	31.031	112.5	1:56.884	82.91	8.090	10:28:56.786
2 -	27.787	118.9	55.174	106.8	30.192	113.7	1:53.153	85.64	4.359	10:30:49.939
3 -	27.332	118.9	54.297	107.0	29.815	114.1	1:51.444	86.96	2.650	10:32:41.383
4 -	27.173	119.4	53.771	<b>108.0</b>	29.728	114.1	1:50.672	87.56	1.878	10:34:32.055
5 -	26.740	120.0	53.732	106.5	29.652	114.1	1:50.124	88.00	1.330	10:36:22.179
6 -	27.603	119.6	56.739	79.2	31.689	113.9	1:56.031	83.52	7.237	10:38:18.210
7 -	26.560	<b>121.5</b>	53.019	107.8	29.548	<b>114.3</b>	1:49.127 (3)	88.80	0.333	10:40:07.337

Weather / Track : Cloudy / Damp

Oulton Park International  
Circuit Length = 2.6920 miles  
Start: 10:24 Flag 10:44 End: 10:46

# 2014 Dunlop MSA Formula Ford Championship of Great Britain

## QUALIFYING - ROUND 10 - SECTOR ANALYSIS

SECTOR 1 = FL to I1, SECTOR 2 = I1 to I2, SECTOR 3 = I2 to FL, DIFF = Difference To Personal Best Lap

8 -	26.739	121.1	52.799	107.2	29.533	114.1	1:49.071 (2)	88.85	0.277	10:41:56.408
9 -	<b>26.533</b>	121.1	<b>52.731</b>	107.2	<b>29.530</b>	113.7	<b>1:48.794 (1)</b>	<b>89.07</b>		<b>10:43:45.202</b>
10 -	27.677	118.7	53.508	107.0	29.560	113.5	1:50.745	87.51	1.951	10:45:35.947

P6 74		James ABBOTT		Mygale M13-SJ - Mountune - Radical Motorsport							
LAP	SECTOR 1		SECTOR 2		SECTOR 3		LAP TIME	MPH	DIFF	TIME OF DAY	
1 -	28.995	117.7	56.462	103.7	31.634	111.4	1:57.091	82.76	8.192	10:29:16.745	
2 -	27.916	118.5	54.582	104.8	30.870	112.5	1:53.368	85.48	4.469	10:31:10.113	
3 -	27.579	118.5	55.579	<b>106.8</b>	31.405	112.7	1:54.563	84.59	5.664	10:33:04.676	
4 -	27.227	120.6	53.470	105.5	30.364	112.9	1:51.061	87.26	2.162	10:34:55.737	
5 -	27.180	119.6	54.036	104.6	30.269	113.3	1:51.485	86.92	2.586	10:36:47.222	
6 -	26.816	<b>121.5</b>	53.492	104.5	30.102	<b>113.5</b>	1:50.410	87.77	1.511	10:38:37.632	
7 -	26.834	120.9	53.179	106.0	29.851	112.7	1:49.864 (3)	88.21	0.965	10:40:27.496	
8 -	26.741	<b>121.5</b>	52.901	105.8	29.825	<b>113.5</b>	1:49.467 (2)	88.53	0.568	10:42:16.963	
9 -	<b>26.650</b>	121.3	<b>52.622</b>	106.6	<b>29.627</b>	<b>113.5</b>	<b>1:48.899 (1)</b>	<b>88.99</b>		<b>10:44:05.862</b>	
10 -	26.663	<b>121.5</b>	55.231	106.0	30.130	112.0	1:52.024	86.51	3.125	10:45:57.886	

P7 11 S		Ricky COLLARD		Mygale M12-SJ - Swindon - Falcon Motorsport							
LAP	SECTOR 1		SECTOR 2		SECTOR 3		LAP TIME	MPH	DIFF	TIME OF DAY	
1 -	28.518	117.9	55.630	104.2	30.751	112.0	1:54.899	84.34	5.534	10:28:51.262	
2 -	27.793	119.4	54.508	104.6	30.470	<b>112.9</b>	1:52.771	85.93	3.406	10:30:44.033	
3 -	28.989	119.4	53.919	105.6	29.889	<b>112.9</b>	1:52.797	85.91	3.432	10:32:36.830	
4 -	27.041	<b>120.2</b>	53.500	<b>106.0</b>	30.066	112.0	1:50.607	87.61	1.242	10:34:27.437	
5 -	27.125	120.0	58.584	104.5	30.013	112.4	1:55.722	83.74	6.357	10:36:23.159	
6 -	27.492	119.4	53.414	104.8	29.984	112.0	1:50.890	87.39	1.525	10:38:14.049	
7 -	27.069	119.4	57.297	105.6	30.231	112.4	1:54.597	84.56	5.232	10:40:08.646	
8 -	27.169	118.9	52.622	105.5	29.834	112.2	1:49.625 (3)	88.40	0.260	10:41:58.271	
9 -	<b>26.935</b>	119.6	52.659	105.1	29.781	112.0	1:49.375 (2)	88.60	0.010	10:43:47.646	
10 -	27.223	118.3	<b>52.511</b>	105.1	<b>29.631</b>	112.2	<b>1:49.365 (1)</b>	<b>88.61</b>		<b>10:45:37.011</b>	

P8 18		Max MARSHALL		Mygale M12 SJ - Mountune - JTR							
LAP	SECTOR 1		SECTOR 2		SECTOR 3		LAP TIME	MPH	DIFF	TIME OF DAY	
1 -	29.547	110.7	57.031	107.2	31.328	112.9	1:57.906	82.19	8.508	10:29:02.540	
2 -	27.754	119.8	55.069	106.0	30.413	113.1	1:53.236	85.58	3.838	10:30:55.776	
3 -	26.912	121.5	54.721	106.6	30.013	113.5	1:51.646	86.80	2.248	10:32:47.422	
4 -	26.948	121.1	57.513	<b>107.5</b>	30.422	<b>113.7</b>	1:54.883	84.35	5.485	10:34:42.305	
5 -	27.029	120.6	54.151	107.2	30.267	113.5	1:51.447	86.95	2.049	10:36:33.752	
6 -	26.727	121.3	54.339	107.0	30.297	113.5	1:51.363	87.02	1.965	10:38:25.115	
7 -	26.849	<b>122.0</b>	53.366	107.0	30.344	111.6	1:50.559 (3)	87.65	1.161	10:40:15.674	
8 -	26.965	121.3	53.224	105.0	30.688	113.5	1:50.877	87.40	1.479	10:42:06.551	
9 -	26.875	121.5	53.651	<b>107.5</b>	<b>29.614</b>	112.2	1:50.140 (2)	87.99	0.742	10:43:56.691	
10 -	<b>26.555</b>	120.9	<b>53.129</b>	107.0	29.714	112.9	<b>1:49.398 (1)</b>	<b>88.58</b>		<b>10:45:46.089</b>	

P9 23 S		Chris MEALIN		Mygale M12-SJ - Swindon - Falcon Motorsport							
LAP	SECTOR 1		SECTOR 2		SECTOR 3		LAP TIME	MPH	DIFF	TIME OF DAY	
1 -	29.857	117.7	56.897	104.8	32.788	112.2	1:59.542	81.07	9.272	10:29:03.573	
2 -	28.252	116.7	56.097	104.6	30.969	112.2	1:55.318	84.03	5.048	10:30:58.891	
3 -	27.957	119.8	54.965	105.1	30.592	113.1	1:53.514	85.37	3.244	10:32:52.405	
4 -	27.642	<b>121.1</b>	54.889	106.0	30.359	112.9	1:52.890	85.84	2.620	10:34:45.295	
5 -	41.856	90.4	56.118	<b>106.1</b>	30.213	<b>113.3</b>	2:08.187	75.60	17.917	10:36:53.482	
6 -	27.986	120.0	55.071	104.5	30.078	112.9	1:53.135	85.66	2.865	10:38:46.617	
7 -	27.505	119.8	54.090	105.8	30.465	112.2	1:52.060	86.48	1.790	10:40:38.677	
8 -	27.532	120.0	54.199	105.6	29.763	112.2	1:51.494 (2)	86.92	1.224	10:42:30.171	
9 -	28.119	119.8	53.741	105.8	30.159	111.2	1:52.019 (3)	86.51	1.749	10:44:22.190	
10 -	<b>27.226</b>	120.0	<b>53.323</b>	106.0	<b>29.721</b>	112.4	<b>1:50.270 (1)</b>	<b>87.88</b>		<b>10:46:12.460</b>	

P10 16 S		Ashley SUTTON		Mygale M12-SJ - Scholar - Jamun Racing							
LAP	SECTOR 1		SECTOR 2		SECTOR 3		LAP TIME	MPH	DIFF	TIME OF DAY	
1 -	34.014	87.4	59.904	103.7	32.764	108.0	2:06.682	76.50	16.047	10:29:10.638	
2 -	28.142	117.3	54.944	105.0	31.217	111.8	1:54.303	84.78	3.668	10:31:04.941	

Weather / Track : Cloudy / Damp

Oulton Park International  
Circuit Length = 2.6920 miles  
Start: 10:24 Flag 10:44 End: 10:46

# 2014 Dunlop MSA Formula Ford Championship of Great Britain

## QUALIFYING - ROUND 10 - SECTOR ANALYSIS

SECTOR 1 = FL to I1, SECTOR 2 = I1 to I2, SECTOR 3 = I2 to FL, DIFF = Difference To Personal Best Lap

3 -	27.444	120.0	54.381	105.1	30.558	112.5	1:52.383	86.23	1.748	10:32:57.324
4 -	27.343	<b>120.2</b>	53.857	105.6	30.537	111.8	1:51.737	86.73	1.102	10:34:49.061
5 -	27.272	120.0	53.496	105.8	<b>30.179</b>	<b>112.7</b>	1:50.947	87.35	0.312	10:36:40.008
6 -	<b>27.055</b>	118.9	53.905	105.5	30.581	<b>112.7</b>	1:51.541	86.88	0.906	10:38:31.549
7 -	27.087	118.3	<b>53.212</b>	<b>106.1</b>	30.336	<b>112.7</b>	<b>1:50.635 (1)</b>	<b>87.59</b>		<b>10:40:22.184</b>
8 -	27.226	117.9	53.291	105.0	30.285	111.6	1:50.802 <b>(2)</b>	87.46	0.167	10:42:12.986
9 -	27.389	118.5	53.333	105.0	30.210	111.8	1:50.932 <b>(3)</b>	87.36	0.297	10:44:03.918
10 -	27.734	87.1	55.083	105.5	30.208	111.4	1:53.025	85.74	2.390	10:45:56.943

P11		82 S		Connor MILLS			Mygale M12-SJ - Scholar - Meridian				
LAP	SECTOR 1		SECTOR 2		SECTOR 3		LAP TIME	MPH	DIFF	TIME OF DAY	
1 -	32.911	67.5	1:05.776	88.6	32.987	111.8	2:11.674	73.60	20.703	10:29:20.060	
2 -	28.053	117.5	55.258	106.0	30.642	112.0	1:53.953	85.04	2.982	10:31:14.013	
3 -	27.242	120.4	54.416	105.1	30.862	112.2	1:52.520	86.12	1.549	10:33:06.533	
4 -	27.118	<b>120.6</b>	54.093	<b>106.5</b>	30.239	<b>113.1</b>	1:51.450	86.95	0.479	10:34:57.983	
5 -	<b>27.100</b>	118.7	<b>53.418</b>	105.3	30.453	112.2	<b>1:50.971 (1)</b>	<b>87.33</b>		<b>10:36:48.954</b>	
6 -	27.371	120.2	53.697	105.0	30.341	112.5	1:51.409 <b>(3)</b>	86.98	0.438	10:38:40.363	
7 -	40.164	82.4	55.976	<b>106.5</b>	<b>30.075</b>	112.2	2:06.215	76.78	15.244	10:40:46.578	
8 -	27.335	119.6	1:48.439	105.1	30.555	112.4	2:46.329	58.26	55.358	10:43:32.907	
9 -	27.169	119.1	53.748	106.0	30.162	112.4	1:51.079 <b>(2)</b>	87.24	0.108	10:45:23.986	

P12		35 S		Connor JUPP			Mygale M12 SJ - Mountune - Meridian				
LAP	SECTOR 1		SECTOR 2		SECTOR 3		LAP TIME	MPH	DIFF	TIME OF DAY	
1 -	30.039	117.1	56.715	<b>106.0</b>	32.059	<b>112.9</b>	1:58.813	81.56	6.243	10:29:04.531	
2 -	28.477	117.3	56.175	105.8	31.474	<b>112.9</b>	1:56.126	83.45	3.556	10:31:00.657	
3 -	28.707	114.9	55.461	105.6	31.367	112.5	1:55.535	83.88	2.965	10:32:56.192	
4 -	28.513	89.7	55.486	105.5	30.780	112.2	1:54.779 <b>(2)</b>	84.43	2.209	10:34:50.971	
5 -	<b>27.611</b>	<b>119.6</b>	<b>54.225</b>	105.5	<b>30.734</b>	108.9	<b>1:52.570 (1)</b>	<b>86.09</b>		<b>10:36:43.541</b>	
6 -	28.083	118.7	56.462	94.1	30.984	106.6	1:55.529 <b>(3)</b>	83.88	2.959	10:38:39.070	
7 -	1:22.393	65.4	1:09.259	78.7	IN PIT		3:16.097 <b>P</b>	49.42	1:23.527	10:41:55.167	

P13		88		Greg HOLLOWAY			Sinter LA12 - Scholar - SWB Motorsport				
LAP	SECTOR 1		SECTOR 2		SECTOR 3		LAP TIME	MPH	DIFF	TIME OF DAY	
1 -	34.270	61.2	1:08.250	86.9	34.467	99.2	2:16.987	70.74	21.272	10:29:24.913	
2 -	30.380	114.5	58.650	93.7	33.502	105.3	2:02.532	79.09	6.817	10:31:27.445	
3 -	29.725	115.1	1:05.595	91.4	33.512	107.3	2:08.832	75.22	13.117	10:33:36.277	
4 -	28.884	116.3	56.844	98.6	37.039	84.4	2:02.767	78.94	7.052	10:35:39.044	
5 -	30.005	115.1	56.958	97.8	32.681	106.6	1:59.644	81.00	3.929	10:37:38.688	
6 -	28.805	116.5	1:10.452	92.3	33.487	<b>108.4</b>	2:12.744	73.00	17.029	10:39:51.432	
7 -	28.661	<b>116.9</b>	56.112	99.2	32.450	104.6	1:57.223 <b>(2)</b>	82.67	1.508	10:41:48.655	
8 -	<b>28.157</b>	115.1	<b>55.822</b>	100.3	31.736	107.7	<b>1:55.715 (1)</b>	<b>83.75</b>		<b>10:43:44.370</b>	
9 -	30.504	101.3	56.888	<b>100.9</b>	<b>31.423</b>	107.7	1:58.815 <b>(3)</b>	81.56	3.100	10:45:43.185	

# 2014 Dunlop MSA Formula Ford Championship of Great Britain

## QUALIFYING - ROUND 10 - BEST SPEEDS

POS	SECTOR 1			SECTOR 2			FINISH LINE		
	NO	NAME	MPH	NO	NAME	MPH	NO	NAME	MPH
1	18	Max MARSHALL	122.0	1	Sam BRABHAM	108.0	2	Jayde KRUGER	114.7
2	1	Sam BRABHAM	121.5	2	Jayde KRUGER	107.7	1	Sam BRABHAM	114.3
3	74	James ABBOTT	121.5	18	Max MARSHALL	107.5	6	Harrison SCOTT	114.1
4	2	Jayde KRUGER	121.1	6	Harrison SCOTT	107.3	18	Max MARSHALL	113.7
5	23	Chris MEALIN	121.1	74	James ABBOTT	106.8	26	Juan ROSSO	113.7
6	26	Juan ROSSO	121.1	26	Juan ROSSO	106.6	74	James ABBOTT	113.5
7	6	Harrison SCOTT	120.9	82	Connor MILLS	106.5	23	Chris MEALIN	113.3
8	82	Connor MILLS	120.6	16	Ashley SUTTON	106.1	82	Connor MILLS	113.1
9	11	Ricky COLLARD	120.2	23	Chris MEALIN	106.1	11	Ricky COLLARD	112.9
10	16	Ashley SUTTON	120.2	11	Ricky COLLARD	106.0	35	Connor JUPP	112.9
11	35	Connor JUPP	119.6	35	Connor JUPP	106.0	16	Ashley SUTTON	112.7
12	76	Andy RICHARDSON	118.9	76	Andy RICHARDSON	105.1	76	Andy RICHARDSON	111.1
13	88	Greg HOLLOWAY	116.9	88	Greg HOLLOWAY	100.9	88	Greg HOLLOWAY	108.4

Weather / Track : Cloudy / Damp

Results can be found at [www.tsl-timing.com](http://www.tsl-timing.com)

Oulton Park International  
Circuit Length = 2.6920 miles  
Start: 10:24 Flag 10:44 End: 10:46

Printed - 10:46 Saturday, 07 June 2014



# 2014 Dunlop MSA Formula Ford Championship of Great Britain

## QUALIFYING - ROUND 10 - BEST SPEEDS

POS	SECTOR 1			SECTOR 2			FINISH LINE		
	NO	NAME	MPH	NO	NAME	MPH	NO	NAME	MPH
1	18	Max MARSHALL	122.0	1	Sam BRABHAM	108.0	2	Jayde KRUGER	114.7
2	1	Sam BRABHAM	121.5	2	Jayde KRUGER	107.7	1	Sam BRABHAM	114.3
3	74	James ABBOTT	121.5	18	Max MARSHALL	107.5	6	Harrison SCOTT	114.1
4	2	Jayde KRUGER	121.1	6	Harrison SCOTT	107.3	18	Max MARSHALL	113.7
5	23	Chris MEALIN	121.1	74	James ABBOTT	106.8	26	Juan ROSSO	113.7
6	26	Juan ROSSO	121.1	26	Juan ROSSO	106.6	74	James ABBOTT	113.5
7	6	Harrison SCOTT	120.9	82	Connor MILLS	106.5	23	Chris MEALIN	113.3
8	82	Connor MILLS	120.6	16	Ashley SUTTON	106.1	82	Connor MILLS	113.1
9	11	Ricky COLLARD	120.2	23	Chris MEALIN	106.1	11	Ricky COLLARD	112.9
10	16	Ashley SUTTON	120.2	11	Ricky COLLARD	106.0	35	Connor JUPP	112.9
11	35	Connor JUPP	119.6	35	Connor JUPP	106.0	16	Ashley SUTTON	112.7
12	76	Andy RICHARDSON	118.9	76	Andy RICHARDSON	105.1	76	Andy RICHARDSON	111.1
13	88	Greg HOLLOWAY	116.9	88	Greg HOLLOWAY	100.9	88	Greg HOLLOWAY	108.4

Weather / Track : Cloudy / Damp

Results can be found at [www.tsl-timing.com](http://www.tsl-timing.com)

Oulton Park International  
Circuit Length = 2.6920 miles  
Start: 10:24 Flag 10:44 End: 10:46

Printed - 10:46 Saturday, 07 June 2014

# 2014 Dunlop MSA Formula Ford Championship of Great Britain

## QUALIFYING - ROUND 10 - BEST SECTORS

SECTOR 1			SECTOR 2			SECTOR 3			IDEAL / BEST COMPARISON						
POS	NO	NAME	TIME	NO	NAME	TIME	NO	NAME	TIME	POS	NO	NAME	IDEAL	BEST	DIFF
1	26	ROSSO	26.347	2	KRUGER	51.953	6	SCOTT	29.400				<b>PERFECT LAP</b>	<b>1:47.700</b>	
2	2	KRUGER	26.439	6	SCOTT	51.986	26	ROSSO	29.423	1	6	SCOTT	1:47.892	1:47.973	0.081
3	6	SCOTT	26.506	76	RICHARDSON	52.394	1	BRABHAM	29.530	2	2	KRUGER	1:47.957	1:48.136	0.179
4	1	BRABHAM	26.533	11	COLLARD	52.511	2	KRUGER	29.565	3	26	ROSSO	1:48.335	1:48.350	0.015
5	18	MARSHALL	26.555	26	ROSSO	52.565	76	RICHARDSON	29.586	4	76	RICHARDSON	1:48.763	1:48.781	0.018
6	74	ABBOTT	26.650	74	ABBOTT	52.622	18	MARSHALL	29.614	5	1	BRABHAM	1:48.794	1:48.794	0.000
7	76	RICHARDSON	26.783	1	BRABHAM	52.731	74	ABBOTT	29.627	6	74	ABBOTT	1:48.899	1:48.899	0.000
8	11	COLLARD	26.935	18	MARSHALL	53.129	11	COLLARD	29.631	7	11	COLLARD	1:49.077	1:49.365	0.288
9	16	SUTTON	27.055	16	SUTTON	53.212	23	MEALIN	29.721	8	18	MARSHALL	1:49.298	1:49.398	0.100
10	82	MILLS	27.100	23	MEALIN	53.323	82	MILLS	30.075	9	23	MEALIN	1:50.270	1:50.270	0.000
11	23	MEALIN	27.226	82	MILLS	53.418	16	SUTTON	30.179	10	16	SUTTON	1:50.446	1:50.635	0.189
12	35	JUPP	27.611	35	JUPP	54.225	35	JUPP	30.734	11	82	MILLS	1:50.593	1:50.971	0.378
13	88	HOLLOWAY	28.157	88	HOLLOWAY	55.822	88	HOLLOWAY	31.423	12	35	JUPP	1:52.570	1:52.570	0.000
										13	88	HOLLOWAY	1:55.402	1:55.715	0.313

Weather / Track : Cloudy / Damp

Results can be found at [www.tsl-timing.com](http://www.tsl-timing.com)

Oulton Park International  
 Circuit Length = 2.6920 miles  
 Start: 10:24 Flag 10:44 End: 10:46

Printed - 10:46 Saturday, 07 June 2014



# 2014 Dunlop MSA Formula Ford Championship of Great Britain

## ROUND 10 - GRID

ROW 7	13	1:55.715	<b>88</b> Greg HOLLOWAY	12	1:52.570	<b>35</b> Connor JUPP
ROW 6	11	1:50.971	<b>82</b> Connor MILLS	10	1:50.635	<b>16</b> Ashley SUTTON
ROW 5	9	1:50.270	<b>23</b> Chris MEALIN	8	1:49.398	<b>18</b> Max MARSHALL
ROW 4	7	1:49.365	<b>11</b> Ricky COLLARD	6	1:48.899	<b>74</b> James ABBOTT
ROW 3	5	1:48.794	<b>1</b> Sam BRABHAM	4	1:48.781	<b>76</b> Andy RICHARDSON
ROW 2	3	1:48.350	<b>26</b> Juan ROSSO	2	1:48.136	<b>2</b> Jayde KRUGER
ROW 1	1	1:47.973	<b>6</b> Harrison SCOTT			
<b>Pole</b>						

Oulton Park International  
Circuit Length = 2.6920 miles

These results are provisional until the conclusion of any judicial and technical matters.

Clerk Of Course :		Timekeeper :
-------------------	--	--------------

Results can be found at [www.tsl-timing.com](http://www.tsl-timing.com)

Printed - 10:50 Saturday, 07 June 2014





# 2014 Dunlop MSA Formula Ford Championship of Great Britain

## ROUND 12 - GRID

ROW 7	13	1:57.223	<b>88</b> Greg HOLLOWAY	12	1:54.779	<b>35</b> Connor JUPP
ROW 6	11	1:51.494	<b>23</b> Chris MEALIN	10	1:51.079	<b>82</b> Connor MILLS
ROW 5	9	1:50.802	<b>16</b> Ashley SUTTON	8	1:50.140	<b>18</b> Max MARSHALL
ROW 4	7	1:50.098	<b>76</b> Andy RICHARDSON	6	1:49.467	<b>74</b> James ABBOTT
ROW 3	5	1:49.375	<b>11</b> Ricky COLLARD	4	1:49.109	<b>26</b> Juan ROSSO
ROW 2	3	1:49.071	<b>1</b> Sam BRABHAM	2	1:48.664	<b>6</b> Harrison SCOTT
ROW 1	1	1:48.353	<b>2</b> Jayde KRUGER			
<b>Pole</b>						

Oulton Park International  
Circuit Length = 2.6920 miles

These results are provisional until the conclusion of any judicial and technical matters.

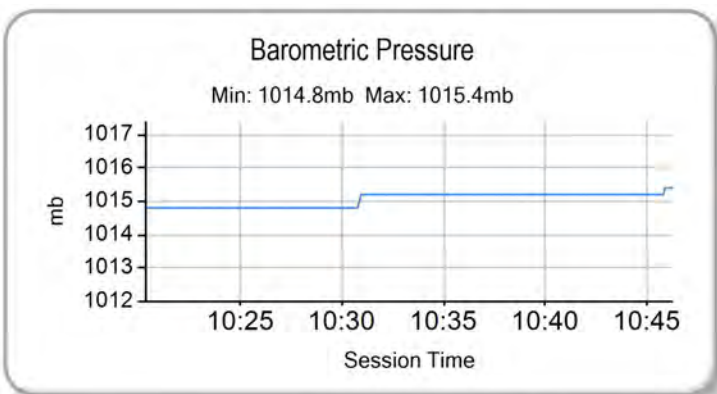
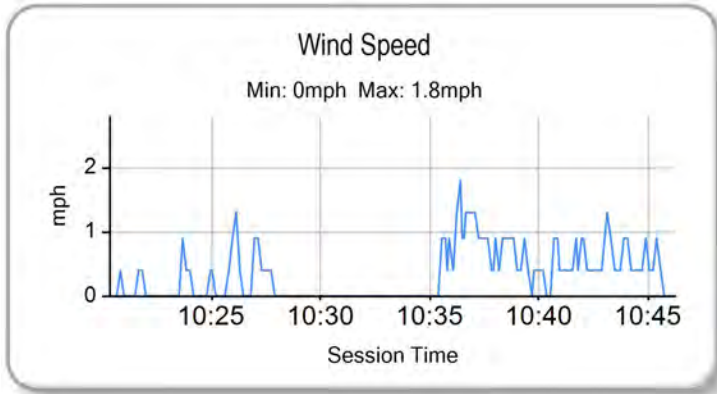
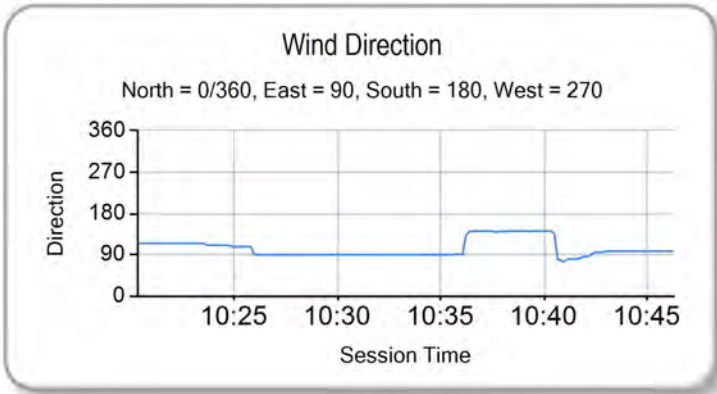
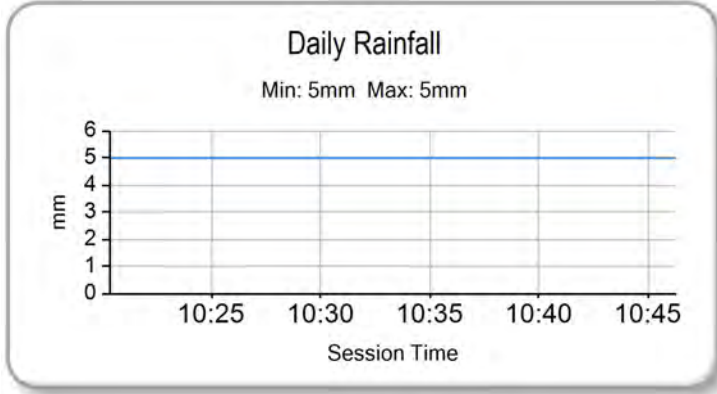
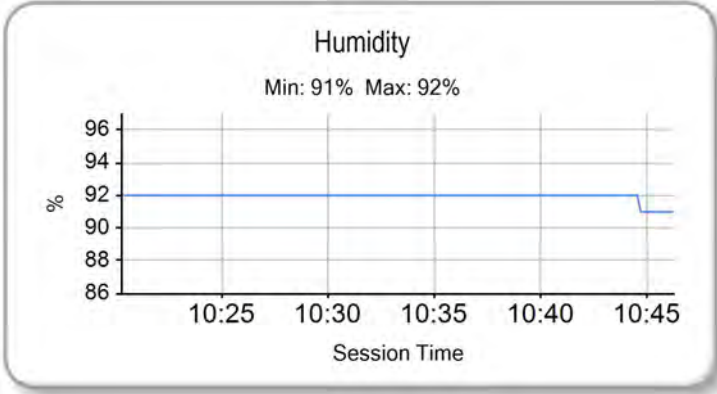
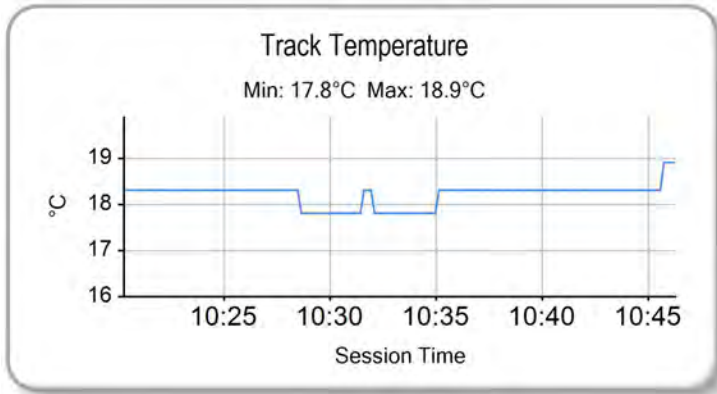
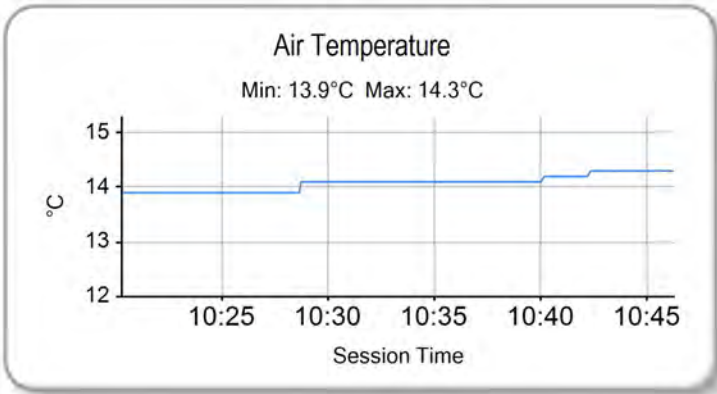
Clerk Of Course :		Timekeeper :
-------------------	--	--------------

Results can be found at [www.tsl-timing.com](http://www.tsl-timing.com)

Printed - 10:51 Saturday, 07 June 2014



**2014 Dunlop MSA Formula Ford Championship of Great Britain**  
**QUALIFYING - ROUND 10 - WEATHER CONDITIONS**



Weather / Track : Cloudy / Damp

Results can be found at [www.tsl-timing.com](http://www.tsl-timing.com)

Oulton Park International  
 Circuit Length = 2.6920 miles  
 Start: 10:24 Flag 10:44 End: 10:46

Printed - 10:47 Saturday, 07 June 2014



# 2014 Dunlop MSA Formula Ford Championship of Great Britain

## ROUND 10 - CLASSIFICATION

POS	NO	CL	PIC NAME	NAT	ENTRY	LAPS	TIME	GAP	DIFF	MPH	BEST	ON
1	6		1 Harrison SCOTT	GBR	Mygale M13 SJ - Swindon - Falcon Motorsport	11	20:09.180			88.16	1:48.782	8
2	2		2 Jayde KRUGER	RSA	Mygale M12 SJ - Mountune - JTR	11	20:10.080	0.900	0.900	88.09	1:48.662	6
3	26		3 Juan ROSSO	ARG	Mygale M13-SJ - Mountune - Radical Motorsport	11	20:27.671	18.491	17.591	86.83	1:49.733	11
4	1 *		4 Sam BRABHAM	GBR	Mygale M12 SJ - Mountune - JTR	11	20:28.239	19.059	0.568	86.79	1:49.092	11
5	76		5 Andy RICHARDSON	GBR	Mygale M12 SJ - Scholar - Richardson Racing	11	20:29.222	20.042	0.983	86.72	1:50.046	9
6	18		6 Max MARSHALL	GBR	Mygale M12 SJ - Mountune - JTR	11	20:30.482	21.302	1.260	86.63	1:49.413	9
7	11 S		1 Ricky COLLARD	GBR	Mygale M12-SJ - Swindon - Falcon Motorsport	11	20:34.871	25.691	4.389	86.32	1:49.782	9
8	16 S		2 Ashley SUTTON	GBR	Mygale M12-SJ - Scholar - Jamun Racing	11	20:36.066	26.886	1.195	86.24	1:50.720	7
9	23 * S		3 Chris MEALIN	GBR	Mygale M12-SJ - Swindon - Falcon Motorsport	11	20:38.532	29.352	2.466	86.07	1:50.061	10
10	82 S		4 Connor MILLS	GBR	Mygale M12-SJ - Scholar - Meridian	11	20:41.831	32.651	3.299	85.84	1:50.336	7
11	74		7 James ABBOTT	GBR	Mygale M13-SJ - Mountune - Radical Motorsport	11	20:50.547	41.367	8.716	85.24	1:50.172	9
12	88		8 Greg HOLLOWAY	AUS	Sinter LA12 - Scholar - SWB Motorsport	11	21:48.173	1:38.993	57.626	81.49	1:56.172	8

### NOT CLASSIFIED

DNF	35	S	Connor JUPP	GBR	Mygale M12 SJ - Mountune - Meridian	2	4:00.552	9 Laps	9 Laps	80.57	1:54.801	2
-----	----	---	-------------	-----	-------------------------------------	---	----------	--------	--------	-------	----------	---

### FASTEST LAP

2			Jayde KRUGER	RSA	Mygale M12 SJ - Mountune - JTR	6	1:48.662			89.18 mph	143.53 kph	
11	S		Ricky COLLARD	GBR	Mygale M12-SJ - Swindon - Falcon Motorsport	9	1:49.782			88.27 mph	142.06 kph	

Car 23 - transponder stopped working, please fix before next race.

\* Car 1 - 1 second penalty - gaining unfair advantage

Oulton Park International  
Circuit Length = 2.6920 miles  
Start: 14:22 Flag 14:42 End: 14:44

Weather / Track : Cloudy / Wet

These results are provisional until the conclusion of any judicial and technical matters.

Clerk Of Course :	Timekeeper :
-------------------	--------------

Results can be found at [www.tsl-timing.com](http://www.tsl-timing.com)

Printed - 14:47 Saturday, 07 June 2014

# 2014 Dunlop MSA Formula Ford Championship of Great Britain

## ROUND 10 - SECTOR ANALYSIS

SECTOR 1 = FL to I1, SECTOR 2 = I1 to I2, SECTOR 3 = I2 to FL, DIFF = Difference To Personal Best Lap

P1		6		Harrison SCOTT		Mygale M13 SJ - Swindon - Falcon Motorsport				
LAP	SECTOR 1	SECTOR 2	SECTOR 3	LAP TIME	MPH	DIFF	TIME OF DAY			
1 -		116.5	53.806	<b>106.3</b>	29.900	112.2	1:56.624	83.09	7.842	14:24:12.103
2 -	27.262	118.3	53.085	<b>106.3</b>	29.871	111.6	1:50.218	87.92	1.436	14:26:02.321
3 -	26.952	118.7	53.233	105.6	29.734	112.5	1:49.919	88.16	1.137	14:27:52.240
4 -	26.825	118.9	52.681	105.0	29.845	<b>112.7</b>	1:49.351	88.62	0.569	14:29:41.591
5 -	26.947	118.7	52.554	<b>106.3</b>	29.776	112.2	1:49.277	88.68	0.495	14:31:30.868
6 -	26.813	118.9	<b>52.273</b>	105.8	29.774	112.2	1:48.860 <b>(3)</b>	89.02	0.078	14:33:19.728
7 -	26.788	118.5	52.320	106.0	29.751	<b>112.7</b>	1:48.859 <b>(2)</b>	89.02	0.077	14:35:08.587
8 -	26.698	118.5	52.489	<b>106.3</b>	<b>29.595</b>	112.5	<b>1:48.782 (1)</b>	<b>89.08</b>		<b>14:36:57.369</b>
9 -	<b>26.659</b>	<b>119.6</b>	52.453	106.0	29.838	112.4	1:48.950	88.95	0.168	14:38:46.319
10 -	26.775	118.9	52.535	<b>106.3</b>	29.871	<b>112.7</b>	1:49.181	88.76	0.399	14:40:35.500
11 -	26.804	119.1	52.537	<b>106.3</b>	29.818	111.8	1:49.159	88.78	0.377	14:42:24.659

P2		2		Jayde KRUGER		Mygale M12 SJ - Mountune - JTR				
LAP	SECTOR 1	SECTOR 2	SECTOR 3	LAP TIME	MPH	DIFF	TIME OF DAY			
1 -		119.1	54.395	<b>107.0</b>	30.318	112.2	1:57.771	82.28	9.109	14:24:13.250
2 -	27.196	118.3	52.967	106.6	30.047	111.4	1:50.210	87.93	1.548	14:26:03.460
3 -	26.783	119.6	52.865	106.3	29.859	110.9	1:49.507	88.49	0.845	14:27:52.967
4 -	26.889	119.1	52.882	106.3	29.800	<b>112.7</b>	1:49.571	88.44	0.909	14:29:42.538
5 -	26.594	119.4	52.463	106.6	30.009	111.8	1:49.066	88.85	0.404	14:31:31.604
6 -	26.631	119.4	<b>52.248</b>	106.3	<b>29.783</b>	<b>112.7</b>	<b>1:48.662 (1)</b>	<b>89.18</b>		<b>14:33:20.266</b>
7 -	26.639	119.6	52.447	106.8	29.896	111.6	1:48.982	88.92	0.320	14:35:09.248
8 -	26.575	119.6	52.556	106.5	29.855	111.8	1:48.986	88.92	0.324	14:36:58.234
9 -	26.454	120.2	52.498	106.0	29.894	112.5	1:48.846 <b>(3)</b>	89.03	0.184	14:38:47.080
10 -	26.499	120.2	53.384	106.0	29.892	112.0	1:49.775	88.28	1.113	14:40:36.855
11 -	<b>26.318</b>	<b>120.4</b>	52.392	<b>107.0</b>	29.994	112.4	1:48.704 <b>(2)</b>	89.15	0.042	14:42:25.559

P3		26		Juan ROSSO		Mygale M13-SJ - Mountune - Radical Motorsport				
LAP	SECTOR 1	SECTOR 2	SECTOR 3	LAP TIME	MPH	DIFF	TIME OF DAY			
1 -		117.9	55.005	105.1	30.157	111.6	1:58.759	81.60	9.026	14:24:14.238
2 -	27.552	118.7	55.026	105.3	29.928	111.2	1:52.506	86.14	2.773	14:26:06.744
3 -	26.965	119.6	54.077	105.3	29.953	111.4	1:50.995	87.31	1.262	14:27:57.739
4 -	28.318	98.5	54.891	104.8	<b>29.603</b>	111.6	1:52.812	85.90	3.079	14:29:50.551
5 -	26.797	119.8	53.902	105.0	29.674	111.2	1:50.373	87.80	0.640	14:31:40.924
6 -	27.053	119.1	53.875	105.5	29.640	<b>112.2</b>	1:50.568	87.65	0.835	14:33:31.492
7 -	26.811	<b>120.0</b>	54.308	105.3	29.802	111.6	1:50.921	87.37	1.188	14:35:22.413
8 -	26.873	118.9	53.734	105.3	29.673	111.8	1:50.280 <b>(3)</b>	87.87	0.547	14:37:12.693
9 -	<b>26.680</b>	119.1	53.541	<b>105.8</b>	29.765	111.4	1:49.986 <b>(2)</b>	88.11	0.253	14:39:02.679
10 -	27.026	118.9	53.918	104.3	29.794	112.0	1:50.738	87.51	1.005	14:40:53.417
11 -	26.780	119.8	<b>53.168</b>	105.5	29.785	111.1	<b>1:49.733 (1)</b>	<b>88.31</b>		<b>14:42:43.150</b>

P4		1		Sam BRABHAM		Mygale M12 SJ - Mountune - JTR				
LAP	SECTOR 1	SECTOR 2	SECTOR 3	LAP TIME	MPH	DIFF	TIME OF DAY			
1 -		116.9	55.395	106.3	30.542	112.0	1:59.890	80.83	10.798	14:24:15.369
2 -	28.301	115.7	54.075	106.8	30.100	112.5	1:52.476	86.16	3.384	14:26:07.845
3 -	27.473	118.9	54.211	106.8	29.815	112.9	1:51.499	86.91	2.407	14:27:59.344
4 -	27.149	119.4	55.411	107.2	29.919	113.3	1:52.479	86.16	3.387	14:29:51.823
5 -	26.879	120.4	53.451	106.8	29.835	112.7	1:50.165	87.97	1.073	14:31:41.988
6 -	26.872	120.2	53.499	107.8	<b>29.780</b>	113.3	1:50.151 <b>(2)</b>	87.98	1.059	14:33:32.139
7 -	<b>26.774</b>	120.2	53.988	107.7	30.018	113.3	1:50.780	87.48	1.688	14:35:22.919
8 -	26.905	120.6	53.521	107.3	29.901	113.1	1:50.327	87.84	1.235	14:37:13.246
9 -	26.913	120.0	53.204	107.5	30.043	113.3	1:50.160 <b>(3)</b>	87.97	1.068	14:39:03.406
10 -	26.839	<b>121.3</b>	53.184	<b>108.9</b>	30.197	<b>113.5</b>	1:50.220	87.92	1.128	14:40:53.626
11 -	27.108	118.9	<b>52.098</b>	106.8	29.886	111.6	<b>1:49.092 (1)</b>	<b>88.83</b>		<b>14:42:42.718</b>

P5		76		Andy RICHARDSON		Mygale M12 SJ - Scholar - Richardson Racing				
LAP	SECTOR 1	SECTOR 2	SECTOR 3	LAP TIME	MPH	DIFF	TIME OF DAY			
1 -		115.1	55.494	104.0	30.743	109.4	2:01.174	79.97	11.128	14:24:16.653
2 -	28.146	116.1	54.303	104.5	30.316	108.7	1:52.765	85.94	2.719	14:26:09.418

Weather / Track : Cloudy / Wet

Oulton Park International  
Circuit Length = 2.6920 miles  
Start: 14:22 Flag 14:42 End: 14:44

# 2014 Dunlop MSA Formula Ford Championship of Great Britain

## ROUND 10 - SECTOR ANALYSIS

SECTOR 1 = FL to I1, SECTOR 2 = I1 to I2, SECTOR 3 = I2 to FL, DIFF = Difference To Personal Best Lap

3 -	27.690	116.7	53.563	104.2	30.208	<b>110.3</b>	1:51.461	86.94	1.415	14:28:00.879
4 -	27.155	<b>118.3</b>	54.243	104.8	30.025	109.8	1:51.423	86.97	1.377	14:29:52.302
5 -	26.988	117.7	53.335	105.0	30.178	108.7	1:50.501	87.70	0.455	14:31:42.803
6 -	<b>26.900</b>	117.7	53.178	104.5	30.069	109.8	1:50.147 <b>(2)</b>	87.98	0.101	14:33:32.950
7 -	26.966	118.1	53.681	104.6	30.217	108.7	1:50.864	87.41	0.818	14:35:23.814
8 -	27.086	117.5	53.059	<b>105.1</b>	30.283	109.8	1:50.428	87.76	0.382	14:37:14.242
<b>9 -</b>	26.951	117.7	<b>52.989</b>	105.0	30.106	109.4	<b>1:50.046 (1)</b>	<b>88.06</b>		<b>14:39:04.288</b>
10 -	26.944	117.5	53.284	104.2	<b>30.010</b>	110.0	1:50.238	87.91	0.192	14:40:54.526
11 -	26.907	117.3	53.156	105.0	30.112	109.6	1:50.175 <b>(3)</b>	87.96	0.129	14:42:44.701

<b>P6 18</b>		<b>Max MARSHALL</b>		Mygale M12 SJ - Mountune - JTR							
LAP	SECTOR 1		SECTOR 2		SECTOR 3		LAP TIME	MPH	DIFF	TIME OF DAY	
1 -		117.9	55.341	103.4	31.068	110.7	2:02.261	79.26	12.848	14:24:17.740	
2 -	27.741	119.6	54.320	107.0	30.708	111.2	1:52.769	85.93	3.356	14:26:10.509	
3 -	27.302	120.4	54.560	104.6	29.914	111.8	1:51.776	86.70	2.363	14:28:02.285	
4 -	27.326	119.4	53.758	101.8	30.241	111.6	1:51.325	87.05	1.912	14:29:53.610	
5 -	27.256	118.7	53.152	107.2	30.276	111.1	1:50.684	87.55	1.271	14:31:44.294	
6 -	26.909	120.9	53.033	107.0	30.221	109.6	1:50.163	87.97	0.750	14:33:34.457	
7 -	27.081	120.6	52.811	<b>107.5</b>	29.929	111.8	1:49.821 <b>(2)</b>	88.24	0.408	14:35:24.278	
8 -	27.312	<b>121.7</b>	55.036	107.0	<b>29.840</b>	<b>112.0</b>	1:52.188	86.38	2.775	14:37:16.466	
<b>9 -</b>	<b>26.628</b>	121.1	<b>52.770</b>	106.3	30.015	111.4	<b>1:49.413 (1)</b>	<b>88.57</b>		<b>14:39:05.879</b>	
10 -	26.809	120.6	52.905	106.6	30.205	111.4	1:49.919 <b>(3)</b>	88.16	0.506	14:40:55.798	
11 -	26.969	120.0	52.994	106.6	30.200	111.1	1:50.163	87.97	0.750	14:42:45.961	

<b>P7 11 S</b>		<b>Ricky COLLARD</b>		Mygale M12-SJ - Swindon - Falcon Motorsport							
LAP	SECTOR 1		SECTOR 2		SECTOR 3		LAP TIME	MPH	DIFF	TIME OF DAY	
1 -		117.9	55.438	104.6	31.152	111.4	2:01.986	79.44	12.204	14:24:17.465	
2 -	27.814	117.3	54.138	105.5	30.591	111.8	1:52.543	86.11	2.761	14:26:10.008	
3 -	27.674	117.9	53.509	105.1	30.351	<b>112.2</b>	1:51.534	86.89	1.752	14:28:01.542	
4 -	27.646	118.5	54.005	104.2	30.612	<b>112.2</b>	1:52.263	86.32	2.481	14:29:53.805	
5 -	27.677	117.9	53.077	105.5	30.244	111.2	1:50.998	87.31	1.216	14:31:44.803	
6 -	27.657	118.7	<b>52.497</b>	<b>107.5</b>	30.316	111.2	1:50.470	87.72	0.688	14:33:35.273	
7 -	27.295	<b>118.9</b>	52.943	105.6	30.131	111.8	1:50.369 <b>(2)</b>	87.80	0.587	14:35:25.642	
8 -	27.316	118.5	53.212	104.5	32.360	109.6	1:52.888	85.84	3.106	14:37:18.530	
<b>9 -</b>	<b>27.144</b>	<b>118.9</b>	52.559	105.0	<b>30.079</b>	110.9	<b>1:49.782 (1)</b>	<b>88.27</b>		<b>14:39:08.312</b>	
10 -	27.638	117.5	53.712	104.8	30.225	111.1	1:51.575	86.85	1.793	14:40:59.887	
11 -	27.254	117.9	52.998	104.6	30.211	111.1	1:50.463 <b>(3)</b>	87.73	0.681	14:42:50.350	

<b>P8 16 S</b>		<b>Ashley SUTTON</b>		Mygale M12-SJ - Scholar - Jamun Racing							
LAP	SECTOR 1		SECTOR 2		SECTOR 3		LAP TIME	MPH	DIFF	TIME OF DAY	
1 -		117.7	56.124	98.1	31.254	111.2	2:03.366	78.55	12.646	14:24:18.845	
2 -	27.821	117.5	54.143	<b>106.3</b>	30.760	111.6	1:52.724	85.97	2.004	14:26:11.569	
3 -	27.483	118.7	53.631	106.1	30.491	111.8	1:51.605	86.83	0.885	14:28:03.174	
4 -	27.202	118.3	53.648	106.0	30.394	111.4	1:51.244	87.11	0.524	14:29:54.418	
5 -	27.329	119.1	53.941	105.6	30.297	110.9	1:51.567	86.86	0.847	14:31:45.985	
6 -	27.568	118.5	53.341	103.4	30.319	111.6	1:51.228	87.13	0.508	14:33:37.213	
<b>7 -</b>	27.201	118.3	53.361	106.0	<b>30.158</b>	111.8	<b>1:50.720 (1)</b>	<b>87.52</b>		<b>14:35:27.933</b>	
8 -	<b>26.999</b>	117.7	53.542	105.8	30.298	111.2	1:50.839 <b>(2)</b>	87.43	0.119	14:37:18.772	
9 -	27.277	<b>119.4</b>	<b>53.270</b>	106.1	30.336	111.2	1:50.883	87.40	0.163	14:39:09.655	
10 -	27.247	118.9	53.300	106.1	30.335	111.2	1:50.882 <b>(3)</b>	87.40	0.162	14:41:00.537	
11 -	27.276	117.9	53.316	106.1	30.416	<b>112.0</b>	1:51.008	87.30	0.288	14:42:51.545	

<b>P9 23 S</b>		<b>Chris MEALIN</b>		Mygale M12-SJ - Swindon - Falcon Motorsport							
LAP	SECTOR 1		SECTOR 2		SECTOR 3		LAP TIME	MPH	DIFF	TIME OF DAY	
1 -							2:04.265	77.98	14.204	14:24:19.744	
2 -							1:53.888	85.09	3.827	14:26:13.632	
3 -							1:52.694	85.99	2.633	14:28:06.326	
4 -							1:52.806	85.91	2.745	14:29:59.132	
5 -							1:51.373	87.01	1.312	14:31:50.505	
6 -							1:50.660 <b>(3)</b>	87.57	0.599	14:33:41.165	
7 -							1:50.094 <b>(2)</b>	88.02	0.033	14:35:31.259	

Weather / Track : Cloudy / Wet

Oulton Park International  
Circuit Length = 2.6920 miles  
Start: 14:22 Flag 14:42 End: 14:44



# 2014 Dunlop MSA Formula Ford Championship of Great Britain

## ROUND 10 - SECTOR ANALYSIS

SECTOR 1 = FL to I1, SECTOR 2 = I1 to I2, SECTOR 3 = I2 to FL, DIFF = Difference To Personal Best Lap

8 -							1:51.213	87.14	1.152	14:37:22.472
9 -							1:50.790	87.47	0.729	14:39:13.262
<b>10 -</b>							<b>1:50.061 (1)</b>	<b>88.05</b>		<b>14:41:03.323</b>
11 -							1:50.688	87.55	0.627	14:42:54.011

<b>P10 82 S</b>		<b>Connor MILLS</b>		Mygale M12-SJ - Scholar - Meridian						
LAP	SECTOR 1	SECTOR 2	SECTOR 3	LAP TIME	MPH	DIFF	TIME OF DAY			
1 -		116.7	56.522	97.3	31.253	111.1	2:04.700	77.71	14.364	14:24:20.179
2 -	28.449	117.5	54.492	106.1	30.954	111.8	1:53.895	85.08	3.559	14:26:14.074
3 -	28.240	117.9	53.859	106.0	30.747	111.6	1:52.846	85.88	2.510	14:28:06.920
4 -	27.562	119.1	53.604	<b>106.6</b>	30.528	111.8	1:51.694	86.76	1.358	14:29:58.614
5 -	27.358	119.4	53.430	105.8	30.422	111.4	1:51.210 <b>(3)</b>	87.14	0.874	14:31:49.824
6 -	27.357	119.4	53.229	106.0	30.297	111.2	1:50.883 <b>(2)</b>	87.40	0.547	14:33:40.707
<b>7 -</b>	<b>27.100</b>	119.4	<b>52.967</b>	106.1	30.269	111.8	<b>1:50.336 (1)</b>	<b>87.83</b>		<b>14:35:31.043</b>
8 -	27.383	119.4	53.425	105.3	30.620	111.6	1:51.428	86.97	1.092	14:37:22.471
9 -	27.674	<b>120.9</b>	53.573	105.6	<b>30.214</b>	<b>112.4</b>	1:51.461	86.94	1.125	14:39:13.932
10 -	27.238	120.6	54.258	105.8	30.457	112.2	1:51.953	86.56	1.617	14:41:05.885
11 -	27.129	118.7	53.849	104.8	30.447	110.7	1:51.425	86.97	1.089	14:42:57.310

<b>P11 74</b>		<b>James ABBOTT</b>		Mygale M13-SJ - Mountune - Radical Motorsport						
LAP	SECTOR 1	SECTOR 2	SECTOR 3	LAP TIME	MPH	DIFF	TIME OF DAY			
1 -		118.1	55.485	104.8	30.854	111.2	2:00.649	80.32	10.477	14:24:16.128
2 -	28.015	117.9	54.410	105.0	30.330	111.4	1:52.755	85.95	2.583	14:26:08.883
3 -	27.714	118.9	53.551	104.6	30.418	111.2	1:51.683	86.77	1.511	14:28:00.566
4 -	28.084	118.9	53.851	105.6	30.413	112.2	1:52.348	86.26	2.176	14:29:52.914
5 -	27.345	119.6	53.386	105.3	30.006	112.4	1:50.737	87.51	0.565	14:31:43.651
6 -	27.098	119.8	53.084	105.3	30.164	111.8	1:50.346 <b>(3)</b>	87.82	0.174	14:33:33.997
7 -	<b>26.861</b>	<b>120.9</b>	<b>53.004</b>	<b>106.5</b>	30.310	111.4	1:50.175 <b>(2)</b>	87.96	0.003	14:35:24.172
8 -	27.236	119.8	53.425	106.0	<b>29.790</b>	<b>113.1</b>	1:50.451	87.74	0.279	14:37:14.623
<b>9 -</b>	27.048	119.8	53.157	105.8	29.967	112.9	<b>1:50.172 (1)</b>	<b>87.96</b>		<b>14:39:04.795</b>
10 -	26.923	120.6	53.105	106.0	50.064	108.7	2:10.092	74.49	19.920	14:41:14.887
11 -	27.187	119.8	53.702	105.8	30.250	112.0	1:51.139	87.19	0.967	14:43:06.026

<b>P12 88</b>		<b>Greg HOLLOWAY</b>		Sinter LA12 - Scholar - SWB Motorsport						
LAP	SECTOR 1	SECTOR 2	SECTOR 3	LAP TIME	MPH	DIFF	TIME OF DAY			
1 -		107.5	58.692	96.0	35.207	100.7	2:14.885	71.84	18.713	14:24:30.364
2 -	28.740	115.1	57.083	98.6	32.783	102.7	1:58.606	81.71	2.434	14:26:28.970
3 -	29.345	113.7	56.719	99.8	34.427	106.3	2:00.491	80.43	4.319	14:28:29.461
4 -	28.547	114.9	56.391	99.8	32.272	107.5	1:57.210	82.68	1.038	14:30:26.671
5 -	28.704	115.9	56.436	100.3	32.136	106.3	1:57.276	82.63	1.104	14:32:23.947
6 -	28.742	114.7	56.225	101.9	31.991	<b>107.8</b>	1:56.958	82.86	0.786	14:34:20.905
7 -	28.652	114.3	55.964	100.9	32.209	107.7	1:56.825	82.95	0.653	14:36:17.730
<b>8 -</b>	<b>28.286</b>	115.3	<b>55.960</b>	101.6	31.926	<b>107.8</b>	<b>1:56.172 (1)</b>	<b>83.42</b>		<b>14:38:13.902</b>
9 -	28.344	114.9	56.232	102.1	31.995	106.5	1:56.571 <b>(3)</b>	83.13	0.399	14:40:10.473
10 -	28.461	<b>116.1</b>	55.970	<b>102.4</b>	<b>31.799</b>	107.5	1:56.230 <b>(2)</b>	83.38	0.058	14:42:06.703
11 -	28.655	114.9	56.202	100.0	32.092	106.3	1:56.949	82.86	0.777	14:44:03.652

<b>P13 35 S</b>		<b>Connor JUPP</b>		Mygale M12 SJ - Mountune - Meridian						
LAP	SECTOR 1	SECTOR 2	SECTOR 3	LAP TIME	MPH	DIFF	TIME OF DAY			
1 -		115.7	56.005	103.7	31.804	110.5	2:05.751 <b>(2)</b>	77.06	10.950	14:24:21.230
<b>2 -</b>	28.963	<b>116.7</b>	<b>54.606</b>	<b>105.1</b>	<b>31.232</b>	<b>111.1</b>	<b>1:54.801 (1)</b>	<b>84.41</b>		<b>14:26:16.031</b>

# 2014 Dunlop MSA Formula Ford Championship of Great Britain

## ROUND 10 - BEST SPEEDS

POS	SECTOR 1			SECTOR 2			FINISH LINE		
	NO	NAME	MPH	NO	NAME	MPH	NO	NAME	MPH
1	18	Max MARSHALL	121.7	1	Sam BRABHAM	108.9	1	Sam BRABHAM	113.5
2	1	Sam BRABHAM	121.3	11	Ricky COLLARD	107.5	74	James ABBOTT	113.1
3	74	James ABBOTT	120.9	18	Max MARSHALL	107.5	2	Jayde KRUGER	112.7
4	82	Connor MILLS	120.9	2	Jayde KRUGER	107.0	6	Harrison SCOTT	112.7
5	2	Jayde KRUGER	120.4	82	Connor MILLS	106.6	82	Connor MILLS	112.4
6	26	Juan ROSSO	120.0	74	James ABBOTT	106.5	11	Ricky COLLARD	112.2
7	6	Harrison SCOTT	119.6	6	Harrison SCOTT	106.3	26	Juan ROSSO	112.2
8	16	Ashley SUTTON	119.4	16	Ashley SUTTON	106.3	16	Ashley SUTTON	112.0
9	11	Ricky COLLARD	118.9	26	Juan ROSSO	105.8	18	Max MARSHALL	112.0
10	76	Andy RICHARDSON	118.3	35	Connor JUPP	105.1	35	Connor JUPP	111.1
11	35	Connor JUPP	116.7	76	Andy RICHARDSON	105.1	76	Andy RICHARDSON	110.3
12	88	Greg HOLLOWAY	116.1	88	Greg HOLLOWAY	102.4	88	Greg HOLLOWAY	107.8
13									

Weather / Track : Cloudy / Wet

Results can be found at [www.tsl-timing.com](http://www.tsl-timing.com)

Oulton Park International  
Circuit Length = 2.6920 miles  
Start: 14:22 Flag 14:42 End: 14:44

Printed - 14:47 Saturday, 07 June 2014

# 2014 Dunlop MSA Formula Ford Championship of Great Britain

## ROUND 10 - BEST SECTORS

SECTOR 1			SECTOR 2			SECTOR 3			IDEAL / BEST COMPARISON						
POS	NO	NAME	TIME	NO	NAME	TIME	NO	NAME	TIME	POS	NO	NAME	IDEAL	BEST	DIFF
1	2	KRUGER	26.318	1	BRABHAM	52.098	6	SCOTT	29.595				<b>PERFECT LAP</b>	<b>1:48.011</b>	
2	18	MARSHALL	26.628	2	KRUGER	52.248	26	ROSSO	29.603	1	2	KRUGER	1:48.349	1:48.662	0.313
3	6	SCOTT	26.659	6	SCOTT	52.273	1	BRABHAM	29.780	2	6	SCOTT	1:48.527	1:48.782	0.255
4	26	ROSSO	26.680	11	COLLARD	52.497	2	KRUGER	29.783	3	1	BRABHAM	1:48.652	1:49.092	0.440
5	1	BRABHAM	26.774	18	MARSHALL	52.770	74	ABBOTT	29.790	4	18	MARSHALL	1:49.238	1:49.413	0.175
6	74	ABBOTT	26.861	82	MILLS	52.967	18	MARSHALL	29.840	5	26	ROSSO	1:49.451	1:49.733	0.282
7	76	RICHARDSON	26.900	76	RICHARDSON	52.989	76	RICHARDSON	30.010	6	74	ABBOTT	1:49.655	1:50.172	0.517
8	16	SUTTON	26.999	74	ABBOTT	53.004	11	COLLARD	30.079	7	11	COLLARD	1:49.720	1:49.782	0.062
9	82	MILLS	27.100	26	ROSSO	53.168	16	SUTTON	30.158	8	76	RICHARDSON	1:49.899	1:50.046	0.147
10	11	COLLARD	27.144	16	SUTTON	53.270	82	MILLS	30.214	9	82	MILLS	1:50.281	1:50.336	0.055
11	35	JUPP	28.162	35	JUPP	54.606	35	JUPP	31.232	10	16	SUTTON	1:50.427	1:50.720	0.293
12	88	HOLLOWAY	28.286	88	HOLLOWAY	55.960	88	HOLLOWAY	31.799	11	35	JUPP	1:54.000	1:54.801	0.801
13										12	88	HOLLOWAY	1:56.045	1:56.172	0.127
										13	23	MEALIN		1:50.061	

Weather / Track : Cloudy / Wet

Results can be found at [www.tsl-timing.com](http://www.tsl-timing.com)

Oulton Park International  
 Circuit Length = 2.6920 miles  
 Start: 14:22 Flag 14:42 End: 14:44

Printed - 14:47 Saturday, 07 June 2014

# 2014 Dunlop MSA Formula Ford Championship of Great Britain

## ROUND 10 - LAP CHART

LAP 1			LAP 2			LAP 3			LAP 4			LAP 5		
NO	BEHIND	LAP TIME	NO	BEHIND	LAP TIME	NO	BEHIND	LAP TIME	NO	BEHIND	LAP TIME	NO	BEHIND	LAP TIME
6		1:56.624	6		1:50.218	6		1:49.919	6		1:49.351	6		1:49.277
2	1.147	1:57.771	2	1.139	1:50.210	2	0.727	1:49.507	2	0.947	1:49.571	2	0.736	1:49.066
26	2.135	1:58.759	26	4.423	1:52.506	26	5.499	1:50.995	26	8.960	1:52.812	26	10.056	1:50.373
1	3.266	1:59.890	1	5.524	1:52.476	1	7.104	1:51.499	1	10.232	1:52.479	1	11.120	1:50.165
74	4.025	2:00.649	74	6.562	1:52.755	74	8.326	1:51.683	76	10.711	1:51.423	76	11.935	1:50.501
76	4.550	2:01.174	76	7.097	1:52.765	76	8.639	1:51.461	74	11.323	1:52.348	74	12.783	1:50.737
11	5.362	2:01.986	11	7.687	1:52.543	11	9.302	1:51.534	18	12.019	1:51.325	18	13.426	1:50.684
18	5.637	2:02.261	18	8.188	1:52.769	18	10.045	1:51.776	11	12.214	1:52.263	11	13.935	1:50.998
16	6.742	2:03.366	16	9.248	1:52.724	16	10.934	1:51.605	16	12.827	1:51.244	16	15.117	1:51.567
23	7.641	2:04.265	23	11.311	1:53.888	23	14.086	1:52.694	82	17.023	1:51.694	82	18.956	1:51.210
82	8.076	2:04.700	82	11.753	1:53.895	82	14.680	1:52.846	23	17.541	1:52.806	23	19.637	1:51.373
35	9.127	2:05.751	35	13.710	1:54.801	88	37.221	2:00.491	88	45.080	1:57.210	88	53.079	1:57.276
88	18.261	2:14.885	88	26.649	1:58.606									

Weather / Track : Cloudy / Wet

Oulton Park International  
 Circuit Length = 2.6920 miles  
 Start: 14:22 Flag 14:42 End: 14:44

# 2014 Dunlop MSA Formula Ford Championship of Great Britain

## ROUND 10 - LAP CHART

LAP 6			LAP 7			LAP 8			LAP 9			LAP 10		
NO	BEHIND	LAP TIME	NO	BEHIND	LAP TIME	NO	BEHIND	LAP TIME	NO	BEHIND	LAP TIME	NO	BEHIND	LAP TIME
<b>6</b>		1:48.860	<b>6</b>		1:48.859	<b>6</b>		1:48.782	<b>6</b>		1:48.950	<b>6</b>		1:49.181
<b>2</b>	0.538	1:48.662	<b>2</b>	0.661	1:48.982	<b>2</b>	0.865	1:48.986	<b>2</b>	0.761	1:48.846	<b>2</b>	1.355	1:49.775
<b>26</b>	11.764	1:50.568	<b>26</b>	13.826	1:50.921	<b>26</b>	15.324	1:50.280	<b>26</b>	16.360	1:49.986	<b>26</b>	17.917	1:50.738
<b>1</b>	12.411	1:50.151	<b>1</b>	14.332	1:50.780	<b>1</b>	15.877	1:50.327	<b>1</b>	17.087	1:50.160	<b>1</b>	18.126	1:50.220
<b>76</b>	13.222	1:50.147	<b>76</b>	15.227	1:50.864	<b>76</b>	16.873	1:50.428	<b>76</b>	17.969	1:50.046	<b>76</b>	19.026	1:50.238
<b>74</b>	14.269	1:50.346	<b>74</b>	15.585	1:50.175	<b>74</b>	17.254	1:50.451	<b>74</b>	18.476	1:50.172	<b>18</b>	20.298	1:49.919
<b>18</b>	14.729	1:50.163	<b>18</b>	15.691	1:49.821	<b>18</b>	19.097	1:52.188	<b>18</b>	19.560	1:49.413	<b>11</b>	24.387	1:51.575
<b>11</b>	15.545	1:50.470	<b>11</b>	17.055	1:50.369	<b>11</b>	21.161	1:52.888	<b>11</b>	21.993	1:49.782	<b>16</b>	25.037	1:50.882
<b>16</b>	17.485	1:51.228	<b>16</b>	19.346	1:50.720	<b>16</b>	21.403	1:50.839	<b>16</b>	23.336	1:50.883	<b>23</b>	27.823	1:50.061
<b>82</b>	20.979	1:50.883	<b>82</b>	22.456	1:50.336	<b>82</b>	25.102	1:51.428	<b>82</b>	26.943	1:50.790	<b>82</b>	30.385	1:51.953
<b>23</b>	21.437	1:50.660	<b>23</b>	22.672	1:50.094	<b>23</b>	25.103	1:51.213	<b>82</b>	27.613	1:51.461	<b>74</b>	39.387	2:10.092
<b>88</b>	1:01.177	1:56.958	<b>88</b>	1:09.143	1:56.825	<b>88</b>	1:16.533	1:56.172	<b>88</b>	1:24.154	1:56.571	<b>88</b>	1:31.203	1:56.230

Weather / Track : Cloudy / Wet

**2014 Dunlop MSA Formula Ford Championship of Great Britain**  
**ROUND 10 - LAP CHART**

LAP 11		
NO	BEHIND	LAP TIME
<b>6</b>		1:49.159
<b>2</b>	0.900	1:48.704
<b>1</b>	18.059	1:49.092
<b>26</b>	18.491	1:49.733
<b>76</b>	20.042	1:50.175
<b>18</b>	21.302	1:50.163
<b>11</b>	25.691	1:50.463
<b>16</b>	26.886	1:51.008
<b>23</b>	29.352	1:50.688
<b>82</b>	32.651	1:51.425
<b>74</b>	41.367	1:51.139
<b>88</b>	1:38.993	1:56.949

Weather / Track : Cloudy / Wet

Results can be found at [www.tsl-timing.com](http://www.tsl-timing.com)

Page 3 of 3

Oulton Park International  
Circuit Length = 2.6920 miles  
Start: 14:22 Flag 14:42 End: 14:44

Printed - 14:48 Saturday, 07 June 2014

# 2014 Dunlop MSA Formula Ford Championship of Great Britain

## ROUND 10 - POSITION CHART

No	Name	Lap											
		Pos	1	2	3	4	5	6	7	8	9	10	11
6	SCOTT	1	6	6	6	6	6	6	6	6	6	6	6
2	KRUGER	2	2	2	2	2	2	2	2	2	2	2	2
26	ROSSO	3	26	26	26	26	26	26	26	26	26	26	1
76	RICHARDSON	4	1	1	1	1	1	1	1	1	1	1	26
1	BRABHAM	5	74	74	74	76	76	76	76	76	76	76	76
74	ABBOTT	6	76	76	76	74	74	74	74	74	74	18	18
11	COLLARD	7	11	11	11	18	18	18	18	18	18	11	11
18	MARSHALL	8	18	18	18	11	11	11	11	11	11	16	16
23	MEALIN	9	16	16	16	16	16	16	16	16	16	23	23
16	SUTTON	10	23	23	23	82	82	82	82	82	23	82	82
82	MILLS	11	82	82	82	23	23	23	23	23	82	74	74
35	JUPP	12	35	35	88	88	88	88	88	88	88	88	88
88	HOLLOWAY	13	88	88									

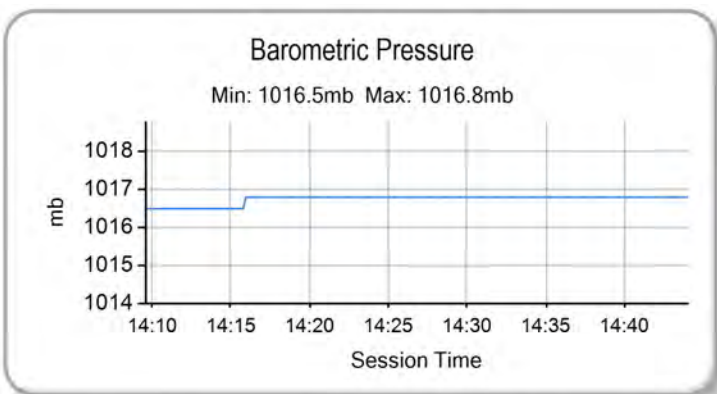
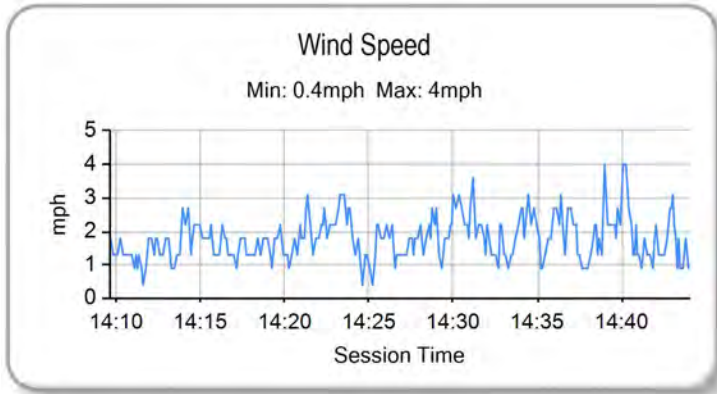
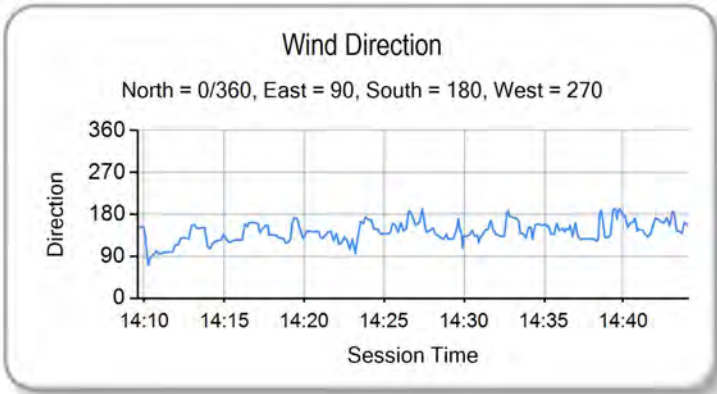
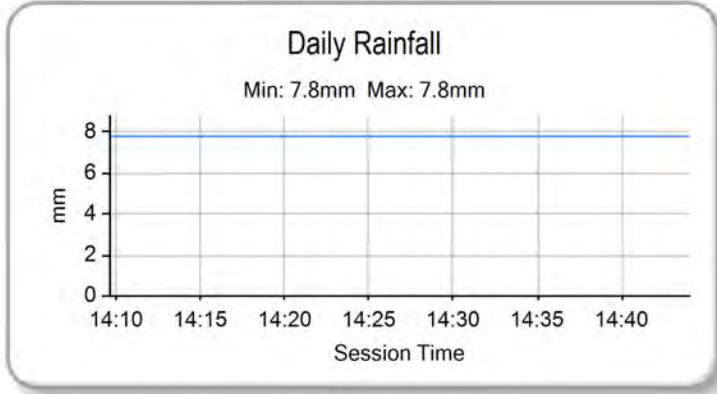
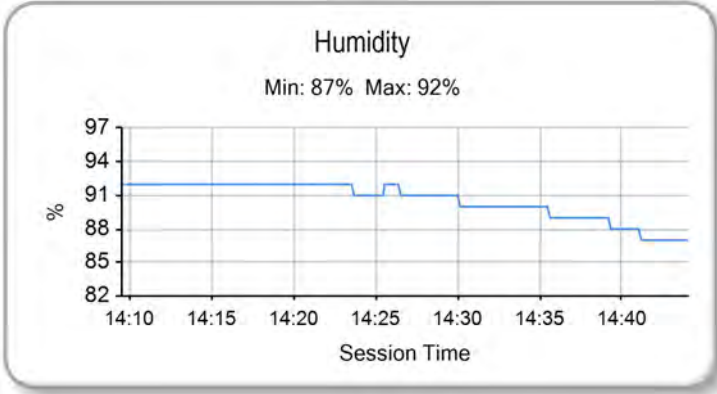
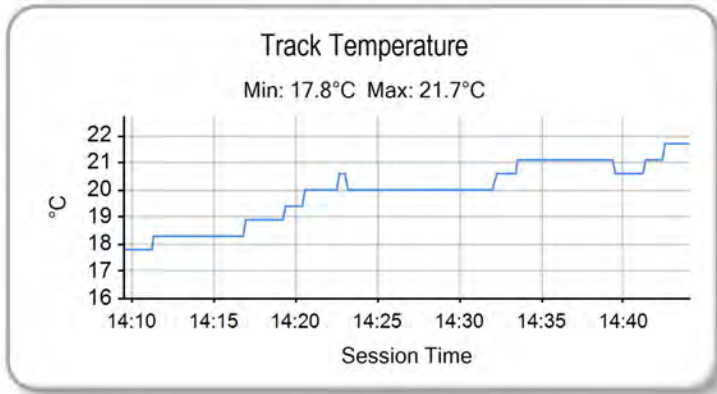
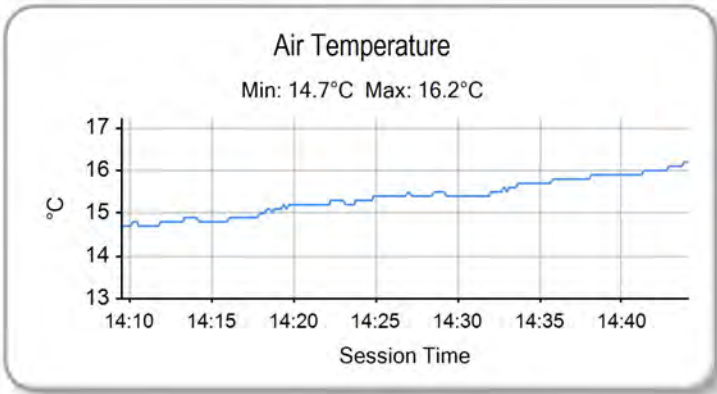
Weather / Track : Cloudy / Wet

Results can be found at [www.tsl-timing.com](http://www.tsl-timing.com)

Oulton Park International  
 Circuit Length = 2.6920 miles  
 Start: 14:22 Flag 14:42 End: 14:44

Printed - 14:48 Saturday, 07 June 2014

**2014 Dunlop MSA Formula Ford Championship of Great Britain**  
**ROUND 10 - WEATHER CONDITIONS**



Weather / Track : Cloudy / Wet

Results can be found at [www.tsl-timing.com](http://www.tsl-timing.com)

Oulton Park International  
 Circuit Length = 2.6920 miles  
 Start: 14:22 Flag 14:42 End: 14:44

Printed - 14:48 Saturday, 07 June 2014





# 2014 Dunlop MSA Formula Ford Championship of Great Britain

## ROUND 11 - GRID

ROW 7	13	<b>35</b> Connor JUPP	12	<b>88</b> Greg HOLLOWAY
ROW 6	11	<b>74</b> James ABBOTT	10	<b>82</b> Connor MILLS
ROW 5	9	<b>23</b> Chris MEALIN	8	<b>16</b> Ashley SUTTON
ROW 4	7	<b>11</b> Ricky COLLARD	6	<b>6</b> Harrison SCOTT
ROW 3	5	<b>2</b> Jayde KRUGER	4	<b>26</b> Juan ROSSO
ROW 2	3	<b>1</b> Sam BRABHAM	2	<b>76</b> Andy RICHARDSON
ROW 1	1	<b>18</b> Max MARSHALL <b>Pole</b>		

Oulton Park International  
Circuit Length = 2.6920 miles

These results are provisional until the conclusion of any judicial and technical matters.

Clerk Of Course :	Timekeeper :
-------------------	--------------

Results can be found at [www.tsl-timing.com](http://www.tsl-timing.com)

Printed - 14:50 Saturday, 07 June 2014





# 2014 Dunlop MSA Formula Ford Championship of Great Britain

## ROUND 11 - CLASSIFICATION

POS	NO	CL	PIC NAME	NAT	ENTRY	LAPS	TIME	GAP	DIFF	MPH	BEST	ON
1	2		1 Jayde KRUGER	RSA	Mygale M12 SJ - Mountune - JTR	5	8:14.852			97.92	1:37.034	4
2	6		2 Harrison SCOTT	GBR	Mygale M13 SJ - Swindon - Falcon Motorsport	5	8:22.504	7.652	7.652	96.43	1:38.605	4
3	23	S	1 Chris MEALIN	GBR	Mygale M12-SJ - Swindon - Falcon Motorsport	5	8:24.614	9.762	2.110	96.02	1:39.212	4
4	16	S	2 Ashley SUTTON	GBR	Mygale M12-SJ - Scholar - Jamun Racing	5	8:25.635	10.783	1.021	95.83	1:39.100	5
5	82	S	3 Connor MILLS	GBR	Mygale M12-SJ - Scholar - Meridian	5	8:27.013	12.161	1.378	95.57	1:39.640	4
6	74		3 James ABBOTT	GBR	Mygale M13-SJ - Mountune - Radical Motorsport	5	8:27.600	12.748	0.587	95.46	1:39.296	5
7	76		4 Andy RICHARDSON	GBR	Mygale M12 SJ - Scholar - Richardson Racing	5	8:30.610	15.758	3.010	94.89	1:39.630	2
8	11	S	4 Ricky COLLARD	GBR	Mygale M12-SJ - Swindon - Falcon Motorsport	5	8:30.957	16.105	0.347	94.83	1:40.046	4
9	35	S	5 Connor JUPP	GBR	Mygale M12 SJ - Mountune - Meridian	5	8:31.306	16.454	0.349	94.77	1:39.893	3
10	88		5 Greg HOLLOWAY	AUS	Sinter LA12 - Scholar - SWB Motorsport	5	8:52.026	37.174	20.720	91.07	1:43.078	3

### NOT CLASSIFIED

DNF	18		Max MARSHALL	GBR	Mygale M12 SJ - Mountune - JTR	5	8:14.740	000 Laps		97.94	1:37.193	2
DNF	26		Juan ROSSO	ARG	Mygale M13-SJ - Mountune - Radical Motorsport	5	8:20.936	6.084	6.196	96.73	1:38.251	3
DNF	1		Sam BRABHAM	GBR	Mygale M12 SJ - Mountune - JTR	4	6:42.477	1 Lap	1 Lap	96.31	1:37.617	2

### FASTEST LAP

	2		Jayde KRUGER	RSA	Mygale M12 SJ - Mountune - JTR	4	1:37.034			99.87 mph	160.73 kph	
	16	S	Ashley SUTTON	GBR	Mygale M12-SJ - Scholar - Jamun Racing	5	1:39.100			97.79 mph	157.38 kph	

Weather / Track : Cloudy / Dry

These results are provisional until the conclusion of any judicial and technical matters.

Oulton Park International

Circuit Length = 2.6920 miles

Start: 18:11 Flag 18:19 End: 18:23

Clerk Of Course :

Timekeeper :

Results can be found at [www.tsl-timing.com](http://www.tsl-timing.com)

Printed - 18:26 Saturday, 07 June 2014

# 2014 Dunlop MSA Formula Ford Championship of Great Britain

## ROUND 11 - SECTOR ANALYSIS

SECTOR 1 = FL to I1, SECTOR 2 = I1 to I2, SECTOR 3 = I2 to FL, DIFF = Difference To Personal Best Lap

P1		2		Jayde KRUGER		Mygale M12 SJ - Mountune - JTR				
LAP	SECTOR 1	SECTOR 2	SECTOR 3	LAP TIME	MPH	DIFF	TIME OF DAY			
1 -		125.6	47.403	<b>111.1</b>	27.273	116.9	1:43.860	93.31	6.826	18:12:57.159
2 -	24.025	124.2	46.751	110.5	27.003	115.9	1:37.779 (3)	99.11	0.745	18:14:34.938
3 -	24.032	122.0	<b>46.525</b>	110.3	27.033	115.1	1:37.590 (2)	99.30	0.556	18:16:12.528
4 -	23.621	<b>126.3</b>	46.560	109.8	<b>26.853</b>	116.1	<b>1:37.034 (1)</b>	<b>99.87</b>		<b>18:17:49.562</b>
5 -	<b>23.578</b>	126.1	47.810	109.4	27.201	<b>117.1</b>	1:38.589	98.30	1.555	18:19:28.151

P2		6		Harrison SCOTT		Mygale M13 SJ - Swindon - Falcon Motorsport				
LAP	SECTOR 1	SECTOR 2	SECTOR 3	LAP TIME	MPH	DIFF	TIME OF DAY			
1 -		<b>123.8</b>	48.196	<b>109.2</b>	27.595	<b>115.5</b>	1:45.945	91.47	7.340	18:12:59.244
2 -	24.293	123.5	47.964	109.1	27.691	113.9	1:39.948	96.96	1.343	18:14:39.192
3 -	24.227	123.1	47.340	108.7	27.413	115.1	1:38.980 (2)	97.91	0.375	18:16:18.172
4 -	<b>24.136</b>	123.3	<b>47.195</b>	<b>109.2</b>	27.274	115.3	<b>1:38.605 (1)</b>	<b>98.28</b>		<b>18:17:56.777</b>
5 -	24.277	123.5	47.556	109.1	<b>27.193</b>	114.7	1:39.026 (3)	97.86	0.421	18:19:35.803

P3		23 S		Chris MEALIN		Mygale M12-SJ - Swindon - Falcon Motorsport				
LAP	SECTOR 1	SECTOR 2	SECTOR 3	LAP TIME	MPH	DIFF	TIME OF DAY			
1 -		122.0	48.373	<b>108.7</b>	<b>27.509</b>	<b>115.3</b>	1:46.560	90.94	7.348	18:12:59.859
2 -	24.483	<b>124.0</b>	47.760	108.5	27.533	114.9	1:39.776	97.13	0.564	18:14:39.635
3 -	24.327	123.8	47.608	108.0	27.671	113.9	1:39.606 (3)	97.29	0.394	18:16:19.241
4 -	24.362	123.8	<b>47.309</b>	108.2	27.541	114.3	<b>1:39.212 (1)</b>	<b>97.68</b>		<b>18:17:58.453</b>
5 -	<b>24.316</b>	123.5	47.399	108.2	27.745	114.1	1:39.460 (2)	97.43	0.248	18:19:37.913

P4		16 S		Ashley SUTTON		Mygale M12-SJ - Scholar - Jamun Racing				
LAP	SECTOR 1	SECTOR 2	SECTOR 3	LAP TIME	MPH	DIFF	TIME OF DAY			
1 -		<b>124.9</b>	48.218	<b>110.1</b>	27.595	<b>116.5</b>	1:46.107	91.33	7.007	18:12:59.406
2 -	24.382	124.2	47.845	109.6	29.058	108.5	1:41.285	95.68	2.185	18:14:40.691
3 -	24.426	124.0	47.373	108.2	27.886	115.5	1:39.685 (3)	97.21	0.585	18:16:20.376
4 -	24.260	124.0	47.799	108.7	<b>27.399</b>	114.9	1:39.458 (2)	97.44	0.358	18:17:59.834
5 -	<b>24.226</b>	122.9	<b>47.338</b>	109.2	27.536	115.1	<b>1:39.100 (1)</b>	<b>97.79</b>		<b>18:19:38.934</b>

P5		82 S		Connor MILLS		Mygale M12-SJ - Scholar - Meridian				
LAP	SECTOR 1	SECTOR 2	SECTOR 3	LAP TIME	MPH	DIFF	TIME OF DAY			
1 -		124.9	48.701	107.8	27.939	<b>116.7</b>	1:47.776	89.92	8.136	18:13:01.075
2 -	24.794	<b>125.6</b>	47.356	<b>111.6</b>	<b>27.618</b>	115.7	1:39.768 (2)	97.13	0.128	18:14:40.843
3 -	24.583	125.4	<b>47.192</b>	108.5	27.995	116.1	1:39.770 (3)	97.13	0.130	18:16:20.613
4 -	24.358	124.2	47.638	110.3	27.644	116.1	<b>1:39.640 (1)</b>	<b>97.26</b>		<b>18:18:00.253</b>
5 -	<b>24.187</b>	124.9	48.219	110.3	27.653	115.9	1:40.059	96.85	0.419	18:19:40.312

P6		74		James ABBOTT		Mygale M13-SJ - Mountune - Radical Motorsport				
LAP	SECTOR 1	SECTOR 2	SECTOR 3	LAP TIME	MPH	DIFF	TIME OF DAY			
1 -		124.0	48.710	108.7	27.810	<b>116.5</b>	1:47.988	89.74	8.692	18:13:01.287
2 -	25.034	<b>124.9</b>	47.963	109.2	27.983	114.9	1:40.980	95.97	1.684	18:14:42.267
3 -	<b>24.236</b>	124.7	47.608	108.7	<b>27.472</b>	115.7	1:39.316 (2)	97.58	0.020	18:16:21.583
4 -	24.337	123.3	<b>47.473</b>	108.5	28.210	114.5	1:40.020 (3)	96.89	0.724	18:18:01.603
5 -	24.241	124.5	47.520	<b>109.4</b>	27.535	115.3	<b>1:39.296 (1)</b>	<b>97.60</b>		<b>18:19:40.899</b>

P7		76		Andy RICHARDSON		Mygale M12 SJ - Scholar - Richardson Racing				
LAP	SECTOR 1	SECTOR 2	SECTOR 3	LAP TIME	MPH	DIFF	TIME OF DAY			
1 -		<b>123.5</b>	48.123	<b>108.7</b>	<b>27.613</b>	<b>113.7</b>	1:45.303	92.03	5.673	18:12:58.602
2 -	<b>24.307</b>	123.3	<b>47.582</b>	108.2	27.741	113.1	<b>1:39.630 (1)</b>	<b>97.27</b>		<b>18:14:38.232</b>
3 -	24.423	122.2	49.653	106.0	27.694	112.4	1:41.770 (2)	95.22	2.140	18:16:20.002
4 -	24.396	122.2	48.924	105.8	28.681	111.6	1:42.001	95.01	2.371	18:18:02.003
5 -	24.930	121.1	48.827	106.1	28.149	111.6	1:41.906 (3)	95.10	2.276	18:19:43.909

Weather / Track : Cloudy / Dry

Oulton Park International  
Circuit Length = 2.6920 miles  
Start: 18:11 Flag 18:19 End: 18:23

# 2014 Dunlop MSA Formula Ford Championship of Great Britain

## ROUND 11 - SECTOR ANALYSIS

SECTOR 1 = FL to I1, SECTOR 2 = I1 to I2, SECTOR 3 = I2 to FL, DIFF = Difference To Personal Best Lap

<b>P8</b>		<b>11 S</b>		<b>Ricky COLLARD</b>		Mygale M12-SJ - Swindon - Falcon Motorsport				
LAP	SECTOR 1		SECTOR 2		SECTOR 3		LAP TIME	MPH	DIFF	TIME OF DAY
1 -		120.9	48.841	<b>107.7</b>	27.895	<b>113.5</b>	1:47.624	90.04	7.578	18:13:00.923
2 -	25.196	<b>123.5</b>	48.004	107.5	27.756	113.3	1:40.956 <b>(3)</b>	95.99	0.910	18:14:41.879
3 -	<b>24.369</b>	121.5	48.206	106.8	<b>27.711</b>	112.5	1:40.286 <b>(2)</b>	96.63	0.240	18:16:22.165
4 -	24.455	122.2	<b>47.653</b>	106.3	27.938	112.4	<b>1:40.046 (1)</b>	<b>96.86</b>		<b>18:18:02.211</b>
5 -	24.911	122.0	48.852	105.6	28.282	112.2	1:42.045	94.97	1.999	18:19:44.256

<b>P9</b>		<b>35 S</b>		<b>Connor JUPP</b>		Mygale M12 SJ - Mountune - Meridian				
LAP	SECTOR 1		SECTOR 2		SECTOR 3		LAP TIME	MPH	DIFF	TIME OF DAY
1 -		122.6	48.851	108.9	27.840	111.4	1:48.839	89.04	8.946	18:13:02.138
2 -	24.784	122.4	47.969	<b>109.1</b>	27.825	112.4	1:40.578 <b>(3)</b>	96.35	0.685	18:14:42.716
3 -	24.496	<b>124.0</b>	<b>47.715</b>	108.0	<b>27.682</b>	114.3	<b>1:39.893 (1)</b>	<b>97.01</b>		<b>18:16:22.609</b>
4 -	<b>24.435</b>	123.5	47.766	<b>109.1</b>	27.700	<b>115.5</b>	1:39.901 <b>(2)</b>	97.00	0.008	18:18:02.510
5 -	24.937	122.6	48.936	108.5	28.222	112.4	1:42.095	94.92	2.202	18:19:44.605

<b>P10</b>		<b>88</b>		<b>Greg HOLLOWAY</b>		Sinter LA12 - Scholar - SWB Motorsport				
LAP	SECTOR 1		SECTOR 2		SECTOR 3		LAP TIME	MPH	DIFF	TIME OF DAY
1 -		118.1	49.869	106.6	29.070	111.2	1:54.689	84.50	11.611	18:13:07.988
2 -	25.347	120.4	49.180	<b>107.0</b>	<b>28.882</b>	111.4	1:43.409 <b>(2)</b>	93.71	0.331	18:14:51.397
3 -	25.237	<b>120.9</b>	<b>48.871</b>	106.3	28.970	<b>112.9</b>	<b>1:43.078 (1)</b>	<b>94.01</b>		<b>18:16:34.475</b>
4 -	<b>25.113</b>	120.2	48.921	106.0	29.380	110.9	1:43.414 <b>(3)</b>	93.71	0.336	18:18:17.889
5 -	25.575	118.5	52.492	104.0	29.369	112.5	1:47.436	90.20	4.358	18:20:05.325

<b>P11</b>		<b>18</b>		<b>Max MARSHALL</b>		Mygale M12 SJ - Mountune - JTR				
LAP	SECTOR 1		SECTOR 2		SECTOR 3		LAP TIME	MPH	DIFF	TIME OF DAY
1 -		120.2	47.215	110.3	27.024	<b>115.5</b>	1:42.796	94.27	5.603	18:12:56.095
2 -	<b>23.746</b>	<b>125.2</b>	46.644	<b>110.5</b>	<b>26.803</b>	115.3	<b>1:37.193 (1)</b>	<b>99.71</b>		<b>18:14:33.288</b>
3 -	23.892	124.5	47.136	<b>110.5</b>	27.075	114.3	1:38.103 <b>(3)</b>	98.78	0.910	18:16:11.391
4 -	24.235	124.7	<b>46.264</b>	110.0	27.051	114.7	1:37.550 <b>(2)</b>	99.34	0.357	18:17:48.941
5 -	23.976	124.0	47.684	109.6	27.438	114.3	1:39.098	97.79	1.905	18:19:28.039

<b>P12</b>		<b>26</b>		<b>Juan ROSSO</b>		Mygale M13-SJ - Mountune - Radical Motorsport				
LAP	SECTOR 1		SECTOR 2		SECTOR 3		LAP TIME	MPH	DIFF	TIME OF DAY
1 -		<b>125.9</b>	48.267	110.0	27.372	<b>116.9</b>	1:45.426	91.92	7.175	18:12:58.725
2 -	24.427	125.6	47.553	<b>110.5</b>	27.668	116.3	1:39.648	97.25	1.397	18:14:38.373
3 -	24.301	124.7	<b>46.763</b>	109.8	<b>27.187</b>	115.7	<b>1:38.251 (1)</b>	<b>98.63</b>		<b>18:16:16.624</b>
4 -	<b>23.757</b>	<b>125.9</b>	47.506	107.7	27.763	115.1	1:39.026 <b>(3)</b>	97.86	0.775	18:17:55.650
5 -	24.095	124.9	47.231	110.0	27.259	115.3	1:38.585 <b>(2)</b>	98.30	0.334	18:19:34.235

<b>P13</b>		<b>1</b>		<b>Sam BRABHAM</b>		Mygale M12 SJ - Mountune - JTR				
LAP	SECTOR 1		SECTOR 2		SECTOR 3		LAP TIME	MPH	DIFF	TIME OF DAY
1 -		<b>124.7</b>	47.504	<b>111.1</b>	27.367	<b>115.9</b>	1:43.460	93.67	5.843	18:12:56.759
2 -	<b>24.163</b>	124.2	<b>46.417</b>	110.9	<b>27.037</b>	115.5	<b>1:37.617 (1)</b>	<b>99.27</b>		<b>18:14:34.376</b>
3 -	25.627	94.5	47.821	110.0	27.224	114.9	1:40.672 <b>(2)</b>	96.26	3.055	18:16:15.048
4 -	24.348	123.5	48.334	107.8	28.046	113.1	1:40.728 <b>(3)</b>	96.21	3.111	18:17:55.776

Weather / Track : Cloudy / Dry

Oulton Park International  
Circuit Length = 2.6920 miles  
Start: 18:11 Flag 18:19 End: 18:23

# 2014 Dunlop MSA Formula Ford Championship of Great Britain

## ROUND 11 - BEST SPEEDS

POS	SECTOR 1			SECTOR 2			FINISH LINE		
	NO	NAME	MPH	NO	NAME	MPH	NO	NAME	MPH
1	2	Jayde KRUGER	126.3	82	Connor MILLS	111.6	2	Jayde KRUGER	117.1
2	26	Juan ROSSO	125.9	1	Sam BRABHAM	111.1	26	Juan ROSSO	116.9
3	82	Connor MILLS	125.6	2	Jayde KRUGER	111.1	82	Connor MILLS	116.7
4	18	Max MARSHALL	125.2	18	Max MARSHALL	110.5	16	Ashley SUTTON	116.5
5	16	Ashley SUTTON	124.9	26	Juan ROSSO	110.5	74	James ABBOTT	116.5
6	74	James ABBOTT	124.9	16	Ashley SUTTON	110.1	1	Sam BRABHAM	115.9
7	1	Sam BRABHAM	124.7	74	James ABBOTT	109.4	6	Harrison SCOTT	115.5
8	23	Chris MEALIN	124.0	6	Harrison SCOTT	109.2	18	Max MARSHALL	115.5
9	35	Connor JUPP	124.0	35	Connor JUPP	109.1	35	Connor JUPP	115.5
10	6	Harrison SCOTT	123.8	23	Chris MEALIN	108.7	23	Chris MEALIN	115.3
11	11	Ricky COLLARD	123.5	76	Andy RICHARDSON	108.7	76	Andy RICHARDSON	113.7
12	76	Andy RICHARDSON	123.5	11	Ricky COLLARD	107.7	11	Ricky COLLARD	113.5
13	88	Greg HOLLOWAY	120.9	88	Greg HOLLOWAY	107.0	88	Greg HOLLOWAY	112.9

Weather / Track : Cloudy / Dry

Results can be found at [www.tsl-timing.com](http://www.tsl-timing.com)

Oulton Park International  
Circuit Length = 2.6920 miles  
Start: 18:11 Flag 18:19 End: 18:23

Printed - 18:27 Saturday, 07 June 2014

# 2014 Dunlop MSA Formula Ford Championship of Great Britain

## ROUND 11 - BEST SECTORS

SECTOR 1			SECTOR 2			SECTOR 3			IDEAL / BEST COMPARISON						
POS	NO	NAME	TIME	NO	NAME	TIME	NO	NAME	TIME	POS	NO	NAME	IDEAL	BEST	DIFF
1	2	KRUGER	23.578	18	MARSHALL	46.264	18	MARSHALL	26.803				<b>PERFECT LAP</b>	<b>1:36.645</b>	
2	18	MARSHALL	23.746	1	BRABHAM	46.417	2	KRUGER	26.853	1	18	MARSHALL	1:36.813	1:37.193	0.380
3	26	ROSSO	23.757	2	KRUGER	46.525	1	BRABHAM	27.037	2	2	KRUGER	1:36.956	1:37.034	0.078
4	6	SCOTT	24.136	26	ROSSO	46.763	26	ROSSO	27.187	3	1	BRABHAM	1:37.617	1:37.617	0.000
5	1	BRABHAM	24.163	82	MILLS	47.192	6	SCOTT	27.193	4	26	ROSSO	1:37.707	1:38.251	0.544
6	82	MILLS	24.187	6	SCOTT	47.195	16	SUTTON	27.399	5	6	SCOTT	1:38.524	1:38.605	0.081
7	16	SUTTON	24.226	23	MEALIN	47.309	74	ABBOTT	27.472	6	16	SUTTON	1:38.963	1:39.100	0.137
8	74	ABBOTT	24.236	16	SUTTON	47.338	23	MEALIN	27.509	7	82	MILLS	1:38.997	1:39.640	0.643
9	76	RICHARDSON	24.307	74	ABBOTT	47.473	76	RICHARDSON	27.613	8	23	MEALIN	1:39.134	1:39.212	0.078
10	23	MEALIN	24.316	76	RICHARDSON	47.582	82	MILLS	27.618	9	74	ABBOTT	1:39.181	1:39.296	0.115
11	11	COLLARD	24.369	11	COLLARD	47.653	35	JUPP	27.682	10	76	RICHARDSON	1:39.502	1:39.630	0.128
12	35	JUPP	24.435	35	JUPP	47.715	11	COLLARD	27.711	11	11	COLLARD	1:39.733	1:40.046	0.313
13	88	HOLLOWAY	25.113	88	HOLLOWAY	48.871	88	HOLLOWAY	28.882	12	35	JUPP	1:39.832	1:39.893	0.061
										13	88	HOLLOWAY	1:42.866	1:43.078	0.212

Weather / Track : Cloudy / Dry

Results can be found at [www.tsl-timing.com](http://www.tsl-timing.com)

Oulton Park International  
 Circuit Length = 2.6920 miles  
 Start: 18:11 Flag 18:19 End: 18:23

Printed - 18:27 Saturday, 07 June 2014

# 2014 Dunlop MSA Formula Ford Championship of Great Britain

## ROUND 11 - LAP CHART

LAP 1			LAP 2			LAP 3			LAP 4			LAP 5		
NO	BEHIND	LAP TIME	NO	BEHIND	LAP TIME	NO	BEHIND	LAP TIME	NO	BEHIND	LAP TIME	NO	BEHIND	LAP TIME
<b>18</b>		1:42.796	<b>18</b>		1:37.193	<b>18</b>		1:38.103	<b>18</b>		1:37.550	<b>18</b>		1:39.098
<b>1</b>	0.664	1:43.460	<b>1</b>	1.088	1:37.617	<b>2</b>	1.137	1:37.590	<b>2</b>	0.621	1:37.034	<b>2</b>	0.112	1:38.589
<b>2</b>	1.064	1:43.860	<b>2</b>	1.650	1:37.779	<b>1</b>	3.657	1:40.672	<b>26</b>	6.709	1:39.026	<b>26</b>	6.196	1:38.585
<b>76</b>	2.507	1:45.303	<b>76</b>	4.944	1:39.630	<b>26</b>	5.233	1:38.251	<b>1</b>	6.835	1:40.728	<b>6</b>	7.764	1:39.026
<b>26</b>	2.630	1:45.426	<b>26</b>	5.085	1:39.648	<b>6</b>	6.781	1:38.980	<b>6</b>	7.836	1:38.605	<b>23</b>	9.874	1:39.460
<b>6</b>	3.149	1:45.945	<b>6</b>	5.904	1:39.948	<b>23</b>	7.850	1:39.606	<b>23</b>	9.512	1:39.212	<b>16</b>	10.895	1:39.100
<b>16</b>	3.311	1:46.107	<b>23</b>	6.347	1:39.776	<b>76</b>	8.611	1:41.770	<b>16</b>	10.893	1:39.458	<b>82</b>	12.273	1:40.059
<b>23</b>	3.764	1:46.560	<b>16</b>	7.403	1:41.285	<b>16</b>	8.985	1:39.685	<b>82</b>	11.312	1:39.640	<b>74</b>	12.860	1:39.296
<b>11</b>	4.828	1:47.624	<b>82</b>	7.555	1:39.768	<b>82</b>	9.222	1:39.770	<b>74</b>	12.662	1:40.020	<b>76</b>	15.870	1:41.906
<b>82</b>	4.980	1:47.776	<b>11</b>	8.591	1:40.956	<b>74</b>	10.192	1:39.316	<b>76</b>	13.062	1:42.001	<b>11</b>	16.217	1:42.045
<b>74</b>	5.192	1:47.988	<b>74</b>	8.979	1:40.980	<b>11</b>	10.774	1:40.286	<b>11</b>	13.270	1:40.046	<b>35</b>	16.566	1:42.095
<b>35</b>	6.043	1:48.839	<b>35</b>	9.428	1:40.578	<b>35</b>	11.218	1:39.893	<b>35</b>	13.569	1:39.901	<b>88</b>	37.286	1:47.436
<b>88</b>	11.893	1:54.689	<b>88</b>	18.109	1:43.409	<b>88</b>	23.084	1:43.078	<b>88</b>	28.948	1:43.414			

Weather / Track : Cloudy / Dry

Results can be found at [www.tsl-timing.com](http://www.tsl-timing.com)

Oulton Park International  
 Circuit Length = 2.6920 miles  
 Start: 18:11 Flag 18:19 End: 18:23

Printed - 18:28 Saturday, 07 June 2014

**2014 Dunlop MSA Formula Ford Championship of Great Britain**  
**ROUND 11 - POSITION CHART**

No	Name	Lap					
		Pos	1	2	3	4	5
18	MARSHALL	1	18	18	18	18	18
76	RICHARDSON	2	1	1	2	2	2
1	BRABHAM	3	2	2	1	26	26
26	ROSSO	4	76	76	26	1	6
2	KRUGER	5	26	26	6	6	23
6	SCOTT	6	6	6	23	23	16
11	COLLARD	7	16	23	76	16	82
16	SUTTON	8	23	16	16	82	74
23	MEALIN	9	11	82	82	74	76
82	MILLS	10	82	11	74	76	11
74	ABBOTT	11	74	74	11	11	35
88	HOLLOWAY	12	35	35	35	35	88
35	JUPP	13	88	88	88	88	

Weather / Track : Cloudy / Dry

Results can be found at [www.tsl-timing.com](http://www.tsl-timing.com)

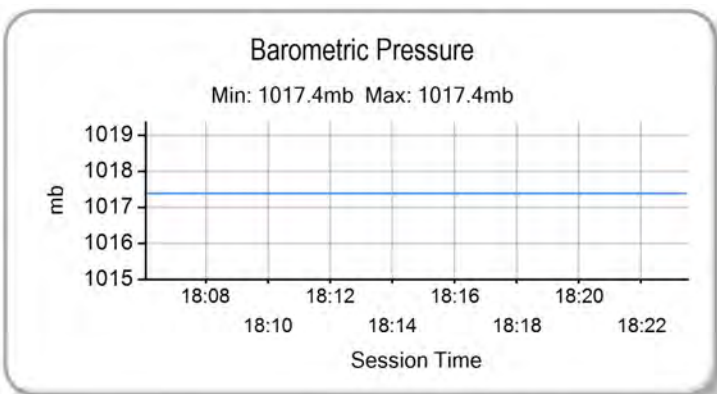
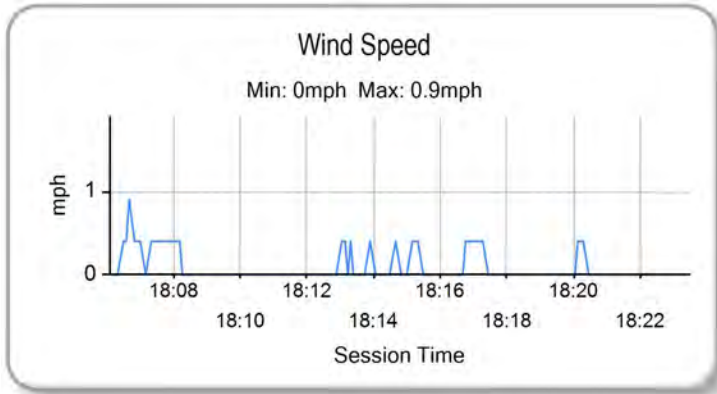
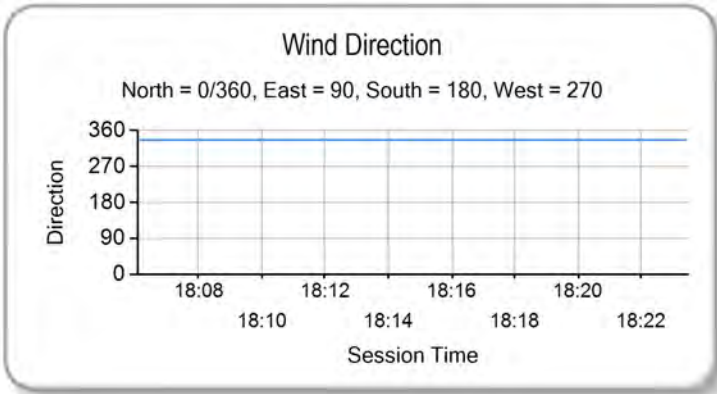
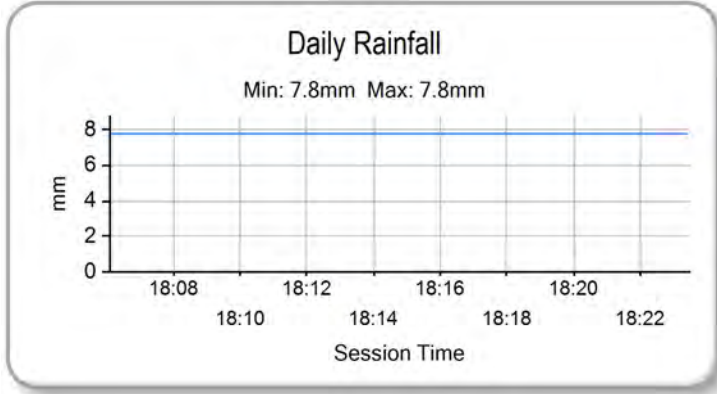
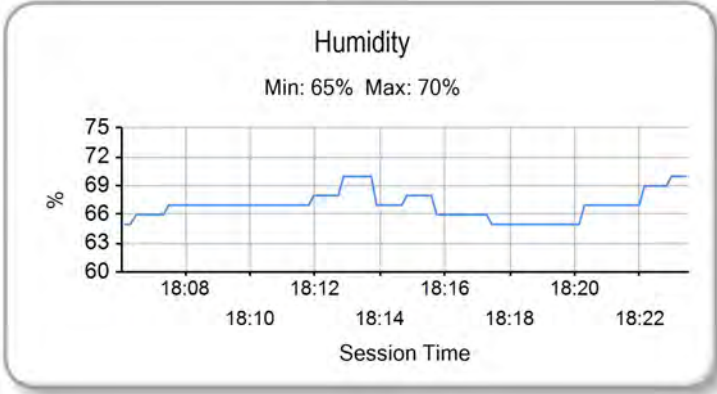
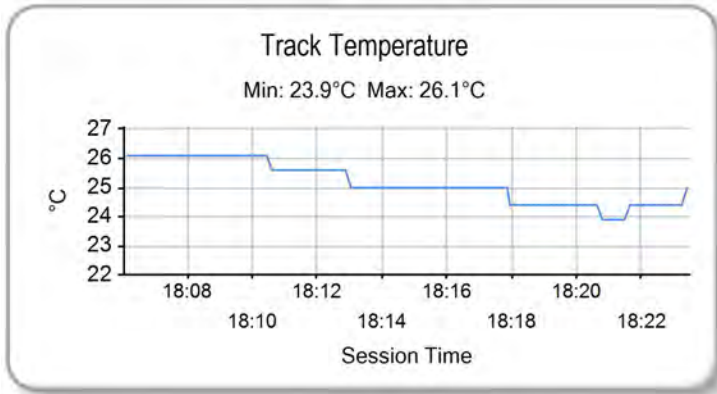
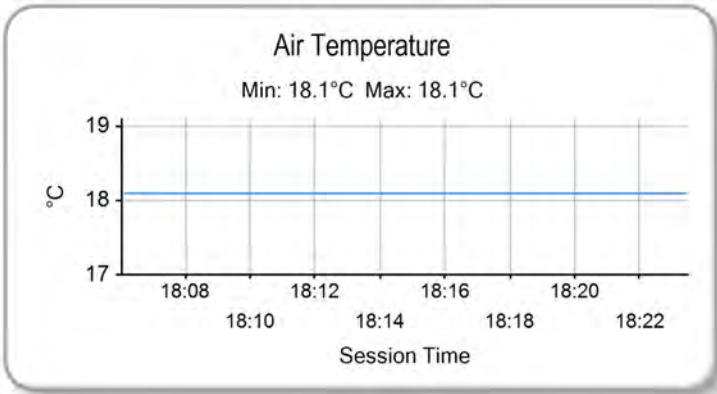
Oulton Park International  
 Circuit Length = 2.6920 miles  
 Start: 18:11 Flag 18:19 End: 18:23

Printed - 18:28 Saturday, 07 June 2014



# 2014 Dunlop MSA Formula Ford Championship of Great Britain

## ROUND 11 - WEATHER CONDITIONS



Weather / Track : Cloudy / Dry

Results can be found at [www.tsl-timing.com](http://www.tsl-timing.com)

Oulton Park International  
 Circuit Length = 2.6920 miles  
 Start: 18:11 Flag 18:19 End: 18:23

Printed - 18:28 Saturday, 07 June 2014



# 2014 Dunlop MSA Formula Ford Championship of Great Britain

## ROUND 12 - CLASSIFICATION

POS	NO	CL	PIC NAME	NAT	ENTRY	LAPS	TIME	GAP	DIFF	MPH	BEST	ON
1	2		1 Jayde KRUGER	RSA	Mygale M12 SJ - Mountune - JTR	11	20:12.532			87.91	1:36.602	8
2	6		2 Harrison SCOTT	GBR	Mygale M13 SJ - Swindon - Falcon Motorsport	11	20:14.018	1.486	1.486	87.81	1:37.006	9
3	26		3 Juan ROSSO	ARG	Mygale M13-SJ - Mountune - Radical Motorsport	11	20:16.571	4.039	2.553	87.62	1:37.345	3
4	18		4 Max MARSHALL	GBR	Mygale M12 SJ - Mountune - JTR	11	20:17.888	5.356	1.317	87.53	1:37.724	11
5	74		5 James ABBOTT	GBR	Mygale M13-SJ - Mountune - Radical Motorsport	11	20:18.255	5.723	0.367	87.50	1:37.581	9
6	82	S	1 Connor MILLS	GBR	Mygale M12-SJ - Scholar - Meridian	11	20:22.153	9.621	3.898	87.22	1:38.145	3
7	11	S	2 Ricky COLLARD	GBR	Mygale M12-SJ - Swindon - Falcon Motorsport	11	20:23.276	10.744	1.123	87.14	1:38.356	2
8	23	S	3 Chris MEALIN	GBR	Mygale M12-SJ - Swindon - Falcon Motorsport	11	20:28.370	15.838	5.094	86.78	1:38.943	2
9	76		6 Andy RICHARDSON	GBR	Mygale M12 SJ - Scholar - Richardson Racing	11	20:30.621	18.089	2.251	86.62	1:39.012	3
10	16	S	4 Ashley SUTTON	GBR	Mygale M12-SJ - Scholar - Jamun Racing	10	21:12.930	1 Lap	1 Lap	76.13	1:36.854	10
NOT CLASSIFIED												
DNF	88		Greg HOLLOWAY	AUS	Sinter LA12 - Scholar - SWB Motorsport	3	5:17.623	8 Laps	7 Laps	91.53	1:43.144	3
DNF	35	S	Connor JUPP	GBR	Mygale M12 SJ - Mountune - Meridian	3	6:44.376	8 Laps	1:26.753	71.89	1:49.248	1
FASTEST LAP												
	2		Jayde KRUGER	RSA	Mygale M12 SJ - Mountune - JTR	8	1:36.602			100.32 mph	161.45 kph	
	16	S	Ashley SUTTON	GBR	Mygale M12-SJ - Scholar - Jamun Racing	10	1:36.854			100.06 mph	161.03 kph	

Weather / Track : Cloudy / Dry

These results are provisional until the conclusion of any judicial and technical matters.

Oulton Park International  
 Circuit Length = 2.6920 miles  
 Start: 15:52 Flag 16:12 End: 16:13

Clerk Of Course :		Timekeeper :
-------------------	--	--------------

Results can be found at [www.tsl-timing.com](http://www.tsl-timing.com)

Printed - 16:20 Sunday, 08 June 2014



# 2014 Dunlop MSA Formula Ford Championship of Great Britain

## ROUND 12 - SECTOR ANALYSIS

SECTOR 1 = FL to I1, SECTOR 2 = I1 to I2, SECTOR 3 = I2 to FL, DIFF = Difference To Personal Best Lap

P1		2		Jayde KRUGER		Mygale M12 SJ - Mountune - JTR				
LAP	SECTOR 1		SECTOR 2		SECTOR 3		LAP TIME	MPH	DIFF	TIME OF DAY
1 -		123.8	46.545	<b>112.2</b>	26.691	115.1	1:41.942	95.06	5.340	15:54:10.714
2 -	23.779	<b>125.2</b>	46.288	111.8	26.744	115.1	1:36.811 (3)	100.10	0.209	15:55:47.525
3 -	23.851	124.2	46.482	110.9	26.730	114.7	1:37.063	99.84	0.461	15:57:24.588
4 -	23.821	124.2	46.369	111.1	27.299	115.1	1:37.489	99.40	0.887	15:59:02.077
5 -	23.858	124.2	47.741	84.7	37.946	56.8	1:49.545	88.46	12.943	16:00:51.622
6 -	40.659	64.6	1:16.327	69.2	49.692	54.4	2:46.678	58.14	1:10.076	16:03:38.300
7 -	42.325	65.2	1:12.761	49.8	40.602	<b>115.9</b>	2:35.688	62.24	59.086	16:06:13.988
8 -	23.836	124.2	<b>45.922</b>	111.8	26.844	115.1	1:36.602 (1)	<b>100.32</b>		16:07:50.590
9 -	23.704	124.7	46.369	111.4	<b>26.681</b>	115.3	1:36.754 (2)	100.16	0.152	16:09:27.344
10 -	23.751	124.5	46.344	111.1	26.801	114.5	1:36.896	100.01	0.294	16:11:04.240
11 -	<b>23.586</b>	124.9	46.627	110.9	26.851	114.5	1:37.064	99.84	0.462	16:12:41.304

P2		6		Harrison SCOTT		Mygale M13 SJ - Swindon - Falcon Motorsport				
LAP	SECTOR 1		SECTOR 2		SECTOR 3		LAP TIME	MPH	DIFF	TIME OF DAY
1 -		121.7	46.721	110.1	27.254	113.5	1:43.102	93.99	6.096	15:54:11.874
2 -	24.201	122.9	46.491	110.0	26.959	113.7	1:37.651	99.24	0.645	15:55:49.525
3 -	23.942	<b>123.3</b>	46.265	110.0	26.942	112.7	1:37.149	99.75	0.143	15:57:26.674
4 -	24.048	122.6	46.278	110.1	27.121	113.1	1:37.447	99.45	0.441	15:59:04.121
5 -	24.019	121.7	47.035	86.3	37.061	55.4	1:48.115	89.63	11.109	16:00:52.236
6 -	40.676	57.6	1:16.653	62.4	49.451	56.4	2:46.780	58.10	1:09.774	16:03:39.016
7 -	42.369	73.1	1:12.574	52.2	40.317	<b>114.3</b>	2:35.260	62.41	58.254	16:06:14.276
8 -	24.080	122.6	<b>46.140</b>	<b>110.3</b>	27.128	113.3	1:37.348	99.55	0.342	16:07:51.624
9 -	23.958	122.9	46.201	<b>110.3</b>	<b>26.847</b>	113.7	1:37.006 (1)	<b>99.90</b>		16:09:28.630
10 -	23.957	123.1	46.160	110.0	26.970	112.9	1:37.087 (3)	99.82	0.081	16:11:05.717
11 -	<b>23.873</b>	122.6	46.158	109.2	27.042	112.0	1:37.073 (2)	99.83	0.067	16:12:42.790

P3		26		Juan ROSSO		Mygale M13-SJ - Mountune - Radical Motorsport				
LAP	SECTOR 1		SECTOR 2		SECTOR 3		LAP TIME	MPH	DIFF	TIME OF DAY
1 -							1:43.703	93.45	6.358	15:54:12.475
2 -							1:37.745	99.14	0.400	15:55:50.220
3 -							<b>1:37.345 (1)</b>	<b>99.55</b>		15:57:27.565
4 -							1:37.356 (2)	99.54	0.011	15:59:04.921
5 -							1:48.279	89.50	10.934	16:00:53.200
6 -							2:46.539	58.19	1:09.194	16:03:39.739
7 -							2:35.042	62.50	57.697	16:06:14.781
8 -							1:37.986	98.90	0.641	16:07:52.767
9 -							1:37.625	99.27	0.280	16:09:30.392
10 -							1:37.405 (3)	99.49	0.060	16:11:07.797
11 -							1:37.546	99.35	0.201	16:12:45.343

P4		18		Max MARSHALL		Mygale M12 SJ - Mountune - JTR				
LAP	SECTOR 1		SECTOR 2		SECTOR 3		LAP TIME	MPH	DIFF	TIME OF DAY
1 -		120.6	47.023	111.4	27.042	113.5	1:44.063	93.12	6.339	15:54:12.835
2 -	24.270	<b>124.5</b>	46.680	<b>111.6</b>	27.149	113.5	1:38.099	98.79	0.375	15:55:50.934
3 -	24.043	122.4	46.756	110.3	<b>26.966</b>	113.5	1:37.765 (3)	99.12	0.041	15:57:28.699
4 -	<b>23.919</b>	124.2	46.705	110.9	28.029	109.8	1:38.653	98.23	0.929	15:59:07.352
5 -	24.689	122.0	46.806	108.9	35.537	56.9	1:47.032	90.54	9.308	16:00:54.384
6 -	41.630	60.0	1:15.862	74.8	49.654	56.9	2:47.146	57.98	1:09.422	16:03:41.530
7 -	42.886	64.4	1:11.064	56.3	40.134	<b>114.5</b>	2:34.084	62.89	56.360	16:06:15.614
8 -	23.936	123.8	46.808	110.3	27.007	113.5	1:37.751 (2)	99.14	0.027	16:07:53.365
9 -	24.011	123.3	46.608	111.2	27.187	112.9	1:37.806	99.08	0.082	16:09:31.171
10 -	24.078	123.1	46.600	110.3	27.087	113.1	1:37.765 (3)	99.12	0.041	16:11:08.936
11 -	24.083	122.9	<b>46.458</b>	110.3	27.183	112.7	1:37.724 (1)	<b>99.17</b>		16:12:46.660

P5		74		James ABBOTT		Mygale M13-SJ - Mountune - Radical Motorsport				
LAP	SECTOR 1		SECTOR 2		SECTOR 3		LAP TIME	MPH	DIFF	TIME OF DAY
1 -		122.0	48.329	108.9	27.316	113.7	1:46.157	91.29	8.576	15:54:14.929
2 -	24.387	122.4	46.707	109.8	27.091	114.1	1:38.185	98.70	0.604	15:55:53.114

Weather / Track : Cloudy / Dry

Oulton Park International  
Circuit Length = 2.6920 miles  
Start: 15:52 Flag 16:12 End: 16:13

# 2014 Dunlop MSA Formula Ford Championship of Great Britain

## ROUND 12 - SECTOR ANALYSIS

SECTOR 1 = FL to I1, SECTOR 2 = I1 to I2, SECTOR 3 = I2 to FL, DIFF = Difference To Personal Best Lap

3 -	24.169	123.8	46.934	109.4	27.680	113.5	1:38.783	98.10	1.202	15:57:31.897
4 -	24.501	122.9	46.830	109.4	27.096	<b>114.5</b>	1:38.427	98.46	0.846	15:59:10.324
5 -	24.708	121.7	47.447	108.4	33.156	58.8	1:45.311	92.02	7.730	16:00:55.635
6 -	40.883	52.2	1:16.743	62.8	48.973	62.0	2:46.599	58.17	1:09.018	16:03:42.234
7 -	42.930	64.4	1:10.850	58.8	40.413	<b>114.5</b>	2:34.193	62.85	56.612	16:06:16.427
8 -	24.167	124.2	46.620	<b>110.1</b>	<b>27.019</b>	114.3	1:37.806	99.08	0.225	16:07:54.233
9 -	24.025	124.0	<b>46.425</b>	109.8	27.131	113.5	<b>1:37.581 (1)</b>	<b>99.31</b>		<b>16:09:31.814</b>
10 -	24.012	123.3	46.523	<b>110.1</b>	27.077	114.3	1:37.612 <b>(3)</b>	99.28	0.031	16:11:09.426
11 -	<b>23.994</b>	<b>124.7</b>	46.522	110.0	27.085	113.9	1:37.601 <b>(2)</b>	99.29	0.020	16:12:47.027

P6		82 S		Connor MILLS		Mygale M12-SJ - Scholar - Meridian				
LAP	SECTOR 1		SECTOR 2		SECTOR 3		LAP TIME	MPH	DIFF	TIME OF DAY
1 -		122.0	47.860	111.4	27.441	115.3	1:46.501	90.99	8.356	15:54:15.273
2 -	24.545	124.0	46.942	111.2	27.289	114.5	1:38.776	98.11	0.631	15:55:54.049
3 -	24.243	<b>124.2</b>	<b>46.616</b>	110.9	27.286	114.3	<b>1:38.145 (1)</b>	<b>98.74</b>		<b>15:57:32.194</b>
4 -	24.440	123.8	46.957	110.9	<b>27.259</b>	113.9	1:38.656	98.23	0.511	15:59:10.850
5 -	24.426	123.8	47.443	109.2	33.469	60.9	1:45.338	92.00	7.193	16:00:56.188
6 -	40.690	53.9	1:16.968	62.3	49.074	59.3	2:46.732	58.12	1:08.587	16:03:42.920
7 -	43.030	62.6	1:10.415	61.5	40.356	<b>115.9</b>	2:33.801	63.01	55.656	16:06:16.721
8 -	24.327	124.0	46.755	<b>111.8</b>	27.268	115.3	1:38.350 <b>(3)</b>	98.53	0.205	16:07:55.071
9 -	<b>24.185</b>	124.0	46.718	111.1	27.301	114.1	1:38.204 <b>(2)</b>	98.68	0.059	16:09:33.275
10 -	24.488	123.1	47.059	110.5	27.260	114.3	1:38.807	98.08	0.662	16:11:12.082
11 -	24.421	123.1	46.978	110.7	27.444	113.9	1:38.843	98.04	0.698	16:12:50.925

P7		11 S		Ricky COLLARD		Mygale M12-SJ - Swindon - Falcon Motorsport				
LAP	SECTOR 1		SECTOR 2		SECTOR 3		LAP TIME	MPH	DIFF	TIME OF DAY
1 -		120.2	47.386	108.4	27.536	112.2	1:45.033	92.26	6.677	15:54:13.805
2 -	24.234	<b>122.2</b>	<b>46.582</b>	<b>109.1</b>	27.540	<b>113.5</b>	<b>1:38.356 (1)</b>	<b>98.53</b>		<b>15:55:52.161</b>
3 -	24.719	116.9	47.170	108.0	27.636	111.8	1:39.525	97.37	1.169	15:57:31.686
4 -	24.466	121.3	46.652	108.2	27.311	112.2	1:38.429 <b>(2)</b>	98.45	0.073	15:59:10.115
5 -	25.086	121.3	47.987	105.8	34.248	64.2	1:47.321	90.30	8.965	16:00:57.436
6 -	40.985	54.9	1:16.652	49.5	49.726	57.3	2:47.363	57.90	1:09.007	16:03:44.799
7 -	42.129	57.3	1:10.515	69.1	39.989	113.1	2:32.633	63.49	54.277	16:06:17.432
8 -	24.453	121.7	46.991	108.4	<b>27.226</b>	112.5	1:38.670	98.21	0.314	16:07:56.102
9 -	<b>24.203</b>	122.0	46.979	108.4	27.421	112.7	1:38.603 <b>(3)</b>	98.28	0.247	16:09:34.705
10 -	24.369	121.7	46.961	108.2	27.392	111.8	1:38.722	98.16	0.366	16:11:13.427
11 -	24.394	122.0	46.750	107.7	27.477	105.6	1:38.621	98.26	0.265	16:12:52.048

P8		23 S		Chris MEALIN		Mygale M12-SJ - Swindon - Falcon Motorsport				
LAP	SECTOR 1		SECTOR 2		SECTOR 3		LAP TIME	MPH	DIFF	TIME OF DAY
1 -		121.3	49.623	108.2	27.861	112.9	1:48.996	88.91	10.053	15:54:17.768
2 -	24.384	122.9	<b>47.030</b>	109.4	27.529	113.3	<b>1:38.943 (1)</b>	<b>97.94</b>		<b>15:55:56.711</b>
3 -	24.311	<b>123.1</b>	47.056	109.1	27.589	112.4	1:38.956 <b>(3)</b>	97.93	0.013	15:57:35.667
4 -	24.384	121.7	47.177	109.2	27.735	113.5	1:39.296	97.60	0.353	15:59:14.963
5 -	24.247	122.0	53.920	96.0	30.463	80.5	1:48.630	89.21	9.687	16:01:03.593
6 -	37.148	73.1	1:15.899	65.5	51.530	50.6	2:44.577	58.88	1:05.634	16:03:48.170
7 -	40.779	59.1	1:10.323	58.8	39.876	<b>113.9</b>	2:30.978	64.19	52.035	16:06:19.148
8 -	24.316	122.4	47.396	108.7	27.551	113.7	1:39.263	97.63	0.320	16:07:58.411
9 -	24.385	122.2	48.187	<b>109.8</b>	27.894	112.9	1:40.466	96.46	1.523	16:09:38.877
10 -	<b>24.233</b>	122.9	47.236	108.4	<b>27.479</b>	112.4	1:38.948 <b>(2)</b>	97.94	0.005	16:11:17.825
11 -	24.374	121.1	47.223	108.5	27.720	112.4	1:39.317	97.57	0.374	16:12:57.142

P9		76		Andy RICHARDSON		Mygale M12 SJ - Scholar - Richardson Racing				
LAP	SECTOR 1		SECTOR 2		SECTOR 3		LAP TIME	MPH	DIFF	TIME OF DAY
1 -		120.0	48.764	<b>109.6</b>	27.377	112.7	1:47.338	90.28	8.326	15:54:16.110
2 -	24.470	<b>122.4</b>	47.363	<b>109.6</b>	<b>27.312</b>	112.9	1:39.145 <b>(2)</b>	97.74	0.133	15:55:55.255
3 -	<b>24.351</b>	121.7	<b>47.158</b>	108.9	27.503	111.8	<b>1:39.012 (1)</b>	<b>97.88</b>		<b>15:57:34.267</b>
4 -	24.361	121.5	47.552	108.4	27.808	110.9	1:39.721 <b>(3)</b>	97.18	0.709	15:59:13.988
5 -	24.569	120.2	53.523	97.6	30.874	78.1	1:48.966	88.93	9.954	16:01:02.954
6 -	36.232	65.4	1:16.551	52.9	50.827	57.3	2:43.610	59.23	1:04.598	16:03:46.564
7 -	41.633	64.0	1:10.073	67.3	39.941	<b>113.1</b>	2:31.647	63.90	52.635	16:06:18.211

Weather / Track : Cloudy / Dry

Oulton Park International  
Circuit Length = 2.6920 miles  
Start: 15:52 Flag 16:12 End: 16:13

# 2014 Dunlop MSA Formula Ford Championship of Great Britain

## ROUND 12 - SECTOR ANALYSIS

SECTOR 1 = FL to I1, SECTOR 2 = I1 to I2, SECTOR 3 = I2 to FL, DIFF = Difference To Personal Best Lap

8 -	24.598	120.9	47.656	108.7	27.512	112.4	1:39.766	97.14	0.754	16:07:57.977
9 -	24.353	121.3	48.529	108.5	27.584	112.0	1:40.466	96.46	1.454	16:09:38.443
10 -	24.359	121.3	48.339	108.2	27.755	110.5	1:40.453	96.47	1.441	16:11:18.896
11 -	24.555	120.9	48.074	108.0	27.868	110.9	1:40.497	96.43	1.485	16:12:59.393

<b>P10 16 S Ashley SUTTON</b>		Mygale M12-SJ - Scholar - Jamun Racing									
LAP	SECTOR 1		SECTOR 2		SECTOR 3		LAP TIME	MPH	DIFF	TIME OF DAY	
1 -		122.9	47.961	109.4	27.120	113.9	1:45.706	91.68	8.852	15:54:14.478	
2 -	23.975	122.9	46.389	110.7	27.151	113.3	1:37.515 (3)	99.38	0.661	15:55:51.993	
3 -	24.082	122.2	<b>46.114</b>	110.1	26.965	113.7	1:37.161 (2)	99.74	0.307	15:57:29.154	
4 -	23.733	123.3	46.690	<b>110.9</b>	27.183	112.9	1:37.606	99.29	0.752	15:59:06.760	
5 -	<b>23.649</b>	122.4	<b>47.634</b>	<b>92.6</b>	<b>35.704</b>	<b>59.9</b>	<b>1:46.987</b>	90.58	10.133	<b>16:00:53.747</b>	
6 -	<b>41.199</b>	<b>64.4</b>	<b>1:16.237</b>	<b>58.8</b>	<b>49.599</b>	<b>60.0</b>	<b>2:47.035</b>	58.01	1:10.181	<b>16:03:40.782</b>	
7 -	<b>43.124</b>	<b>61.1</b>	<b>1:11.021</b>	<b>53.9</b>	40.306	<b>115.1</b>	2:34.451	62.74	57.597	16:06:15.233	
8 -	23.862	<b>123.5</b>	46.653	110.7	IN PIT		1:41.815 P	95.18	4.961	16:07:57.048	
9 -	OUTLAP	121.1	46.997	110.7	27.014	113.9	4:07.800	39.10	2:30.946	16:12:04.848	
10 -	23.696	122.6	46.389	<b>110.9</b>	<b>26.769</b>	113.9	<b>1:36.854 (1)</b>	<b>100.06</b>		<b>16:13:41.702</b>	

<b>P11 88 Greg HOLLOWAY</b>		Sinter LA12 - Scholar - SWB Motorsport									
LAP	SECTOR 1		SECTOR 2		SECTOR 3		LAP TIME	MPH	DIFF	TIME OF DAY	
1 -		116.7	49.971	106.5	28.620	108.7	1:51.292 (3)	87.07	8.148	15:54:20.064	
2 -	25.673	117.9	<b>49.132</b>	<b>108.0</b>	<b>28.382</b>	<b>109.6</b>	1:43.187 (2)	93.91	0.043	15:56:03.251	
3 -	25.378	<b>119.6</b>	49.355	107.5	28.411	109.4	<b>1:43.144 (1)</b>	<b>93.95</b>		<b>15:57:46.395</b>	

<b>P12 35 S Connor JUPP</b>		Mygale M12 SJ - Mountune - Meridian									
LAP	SECTOR 1		SECTOR 2		SECTOR 3		LAP TIME	MPH	DIFF	TIME OF DAY	
1 -		<b>122.0</b>	<b>49.596</b>	<b>108.5</b>	<b>27.922</b>	<b>108.7</b>	<b>1:49.248 (1)</b>	<b>88.70</b>		<b>15:54:18.020</b>	
2 -	<b>24.851</b>	121.1	56.752	76.3	IN PIT		2:00.163 P	80.65	10.915	15:56:18.183	
3 -	OUTLAP	90.6	57.292	79.6	IN PIT		2:54.965 P	55.38	1:05.717	15:59:13.148	

# 2014 Dunlop MSA Formula Ford Championship of Great Britain

## ROUND 12 - BEST SPEEDS

POS	SECTOR 1			SECTOR 2			FINISH LINE		
	NO	NAME	MPH	NO	NAME	MPH	NO	NAME	MPH
1	2	Jayde KRUGER	125.2	2	Jayde KRUGER	112.2	2	Jayde KRUGER	115.9
2	74	James ABBOTT	124.7	82	Connor MILLS	111.8	82	Connor MILLS	115.9
3	18	Max MARSHALL	124.5	18	Max MARSHALL	111.6	16	Ashley SUTTON	115.1
4	82	Connor MILLS	124.2	16	Ashley SUTTON	110.9	18	Max MARSHALL	114.5
5	16	Ashley SUTTON	123.5	6	Harrison SCOTT	110.3	74	James ABBOTT	114.5
6	6	Harrison SCOTT	123.3	74	James ABBOTT	110.1	6	Harrison SCOTT	114.3
7	23	Chris MEALIN	123.1	23	Chris MEALIN	109.8	23	Chris MEALIN	113.9
8	76	Andy RICHARDSON	122.4	76	Andy RICHARDSON	109.6	11	Ricky COLLARD	113.5
9	11	Ricky COLLARD	122.2	11	Ricky COLLARD	109.1	76	Andy RICHARDSON	113.1
10	35	Connor JUPP	122.0	35	Connor JUPP	108.5	88	Greg HOLLOWAY	109.6
11	88	Greg HOLLOWAY	119.6	88	Greg HOLLOWAY	108.0	35	Connor JUPP	108.7
12									

Weather / Track : Cloudy / Dry

Results can be found at [www.tsl-timing.com](http://www.tsl-timing.com)

Oulton Park International  
Circuit Length = 2.6920 miles  
Start: 15:52 Flag 16:12 End: 16:13

Printed - 16:19 Sunday, 08 June 2014

# 2014 Dunlop MSA Formula Ford Championship of Great Britain

## ROUND 12 - BEST SECTORS

SECTOR 1			SECTOR 2			SECTOR 3			IDEAL / BEST COMPARISON						
POS	NO	NAME	TIME	NO	NAME	TIME	NO	NAME	TIME	POS	NO	NAME	IDEAL	BEST	DIFF
1	2	KRUGER	23.586	2	KRUGER	45.922	2	KRUGER	26.681				<b>PERFECT LAP</b>	<b>1:36.189</b>	
2	16	SUTTON	23.649	16	SUTTON	46.114	16	SUTTON	26.769	1	2	KRUGER	1:36.189	1:36.602	0.413
3	6	SCOTT	23.873	6	SCOTT	46.140	6	SCOTT	26.847	2	16	SUTTON	1:36.532	1:36.854	0.322
4	18	MARSHALL	23.919	74	ABBOTT	46.425	18	MARSHALL	26.966	3	6	SCOTT	1:36.860	1:37.006	0.146
5	74	ABBOTT	23.994	18	MARSHALL	46.458	74	ABBOTT	27.019	4	18	MARSHALL	1:37.343	1:37.724	0.381
6	82	MILLS	24.185	11	COLLARD	46.582	11	COLLARD	27.226	5	74	ABBOTT	1:37.438	1:37.581	0.143
7	11	COLLARD	24.203	82	MILLS	46.616	82	MILLS	27.259	6	11	COLLARD	1:38.011	1:38.356	0.345
8	23	MEALIN	24.233	23	MEALIN	47.030	76	RICHARDSON	27.312	7	82	MILLS	1:38.060	1:38.145	0.085
9	76	RICHARDSON	24.351	76	RICHARDSON	47.158	23	MEALIN	27.479	8	23	MEALIN	1:38.742	1:38.943	0.201
10	35	JUPP	24.851	88	HOLLOWAY	49.132	35	JUPP	27.922	9	76	RICHARDSON	1:38.821	1:39.012	0.191
11	88	HOLLOWAY	25.319	35	JUPP	49.596	88	HOLLOWAY	28.382	10	35	JUPP	1:42.369	1:49.248	6.879
12										11	88	HOLLOWAY	1:42.833	1:43.144	0.311
										12	26	ROSSO		1:37.345	

Weather / Track : Cloudy / Dry

Results can be found at [www.tsl-timing.com](http://www.tsl-timing.com)

Oulton Park International  
 Circuit Length = 2.6920 miles  
 Start: 15:52 Flag 16:12 End: 16:13

Printed - 16:19 Sunday, 08 June 2014

# 2014 Dunlop MSA Formula Ford Championship of Great Britain

## ROUND 12 - LAP CHART

LAP 1			LAP 2			LAP 3			LAP 4			LAP 5		
NO	BEHIND	LAP TIME	NO	BEHIND	LAP TIME	NO	BEHIND	LAP TIME	NO	BEHIND	LAP TIME	NO	BEHIND	LAP TIME
<b>2</b>		1:41.942	<b>2</b>		1:36.811	<b>2</b>		1:37.063	<b>2</b>		1:37.489	<b>2</b>		1:49.545
<b>6</b>	1.160	1:43.102	<b>6</b>	2.000	1:37.651	<b>6</b>	2.086	1:37.149	<b>6</b>	2.044	1:37.447	<b>6</b>	0.614	1:48.115
<b>26</b>	1.761	1:43.703	<b>26</b>	2.695	1:37.745	<b>26</b>	2.977	1:37.345	<b>26</b>	2.844	1:37.356	<b>26</b>	1.578	1:48.279
<b>18</b>	2.121	1:44.063	<b>18</b>	3.409	1:38.099	<b>18</b>	4.111	1:37.765	<b>16</b>	4.683	1:37.606	<b>16</b>	2.125	1:46.987
<b>11</b>	3.091	1:45.033	<b>16</b>	4.468	1:37.515	<b>16</b>	4.566	1:37.161	<b>18</b>	5.275	1:38.653	<b>18</b>	2.762	1:47.032
<b>16</b>	3.764	1:45.706	<b>11</b>	4.636	1:38.356	<b>11</b>	7.098	1:39.525	<b>11</b>	8.038	1:38.429	<b>74</b>	4.013	1:45.311
<b>74</b>	4.215	1:46.157	<b>74</b>	5.589	1:38.185	<b>74</b>	7.309	1:38.783	<b>74</b>	8.247	1:38.427	<b>82</b>	4.566	1:45.338
<b>82</b>	4.559	1:46.501	<b>82</b>	6.524	1:38.776	<b>82</b>	7.606	1:38.145	<b>82</b>	8.773	1:38.656	<b>11</b>	5.814	1:47.321
<b>76</b>	5.396	1:47.338	<b>76</b>	7.730	1:39.145	<b>76</b>	9.679	1:39.012	<b>35</b>	1 Lap	2:54.965 P	<b>76</b>	11.332	1:48.966
<b>23</b>	7.054	1:48.996	<b>23</b>	9.186	1:38.943	<b>23</b>	11.079	1:38.956	<b>76</b>	11.911	1:39.721	<b>23</b>	11.971	1:48.630
<b>35</b>	7.306	1:49.248	<b>88</b>	15.726	1:43.187	<b>88</b>	21.807	1:43.144	<b>23</b>	12.886	1:39.296			
<b>88</b>	9.350	1:51.292	<b>35</b>	30.658	2:00.163 P									

Weather / Track : Cloudy / Dry

Oulton Park International  
 Circuit Length = 2.6920 miles  
 Start: 15:52 Flag 16:12 End: 16:13



# 2014 Dunlop MSA Formula Ford Championship of Great Britain

## ROUND 12 - LAP CHART

LAP 6			LAP 7			LAP 8			LAP 9			LAP 10		
NO	BEHIND	LAP TIME	NO	BEHIND	LAP TIME	NO	BEHIND	LAP TIME	NO	BEHIND	LAP TIME	NO	BEHIND	LAP TIME
<b>2</b>		2:46.678	<b>2</b>		2:35.688	<b>2</b>		1:36.602	<b>2</b>		1:36.754	<b>2</b>		1:36.896
<b>6</b>	0.716	2:46.780	<b>6</b>	0.288	2:35.260	<b>6</b>	1.034	1:37.348	<b>6</b>	1.286	1:37.006	<b>6</b>	1.477	1:37.087
<b>26</b>	1.439	2:46.539	<b>26</b>	0.793	2:35.042	<b>26</b>	2.177	1:37.986	<b>26</b>	3.048	1:37.625	<b>26</b>	3.557	1:37.405
<b>16</b>	2.482	2:47.035	<b>16</b>	1.245	2:34.451	<b>18</b>	2.775	1:37.751	<b>18</b>	3.827	1:37.806	<b>18</b>	4.696	1:37.765
<b>18</b>	3.230	2:47.146	<b>18</b>	1.626	2:34.084	<b>74</b>	3.643	1:37.806	<b>74</b>	4.470	1:37.581	<b>74</b>	5.186	1:37.612
<b>74</b>	3.934	2:46.599	<b>74</b>	2.439	2:34.193	<b>82</b>	4.481	1:38.350	<b>82</b>	5.931	1:38.204	<b>82</b>	7.842	1:38.807
<b>82</b>	4.620	2:46.732	<b>82</b>	2.733	2:33.801	<b>11</b>	5.512	1:38.670	<b>11</b>	7.361	1:38.603	<b>11</b>	9.187	1:38.722
<b>11</b>	6.499	2:47.363	<b>11</b>	3.444	2:32.633	<b>16</b>	6.458	1:41.815 P	<b>76</b>	11.099	1:40.466	<b>23</b>	13.585	1:38.948
<b>76</b>	8.264	2:43.610	<b>76</b>	4.223	2:31.647	<b>76</b>	7.387	1:39.766	<b>23</b>	11.533	1:40.466	<b>76</b>	14.656	1:40.453
<b>23</b>	9.870	2:44.577	<b>23</b>	5.160	2:30.978	<b>23</b>	7.821	1:39.263				<b>16</b>	1 Lap	4:07.800

Weather / Track : Cloudy / Dry

Oulton Park International  
 Circuit Length = 2.6920 miles  
 Start: 15:52 Flag 16:12 End: 16:13

# 2014 Dunlop MSA Formula Ford Championship of Great Britain

## ROUND 12 - LAP CHART

LAP 11		
NO	BEHIND	LAP TIME
2		1:37.064
6	1.486	1:37.073
26	4.039	1:37.546
18	5.356	1:37.724
74	5.723	1:37.601
82	9.621	1:38.843
11	10.744	1:38.621
23	15.838	1:39.317
76	18.089	1:40.497
16	1 Lap	1:36.854

Weather / Track : Cloudy / Dry

Results can be found at [www.tsl-timing.com](http://www.tsl-timing.com)

Page 3 of 3

Oulton Park International  
Circuit Length = 2.6920 miles  
Start: 15:52 Flag 16:12 End: 16:13

Printed - 16:20 Sunday, 08 June 2014

# 2014 Dunlop MSA Formula Ford Championship of Great Britain

## ROUND 12 - POSITION CHART

No	Name	Lap											
		Pos	1	2	3	4	5	6	7	8	9	10	11
2	KRUGER	1	2	2	2	2	2	2	2	2	2	2	2
6	SCOTT	2	6	6	6	6	6	6	6	6	6	6	6
26	ROSSO	3	26	26	26	26	26	26	26	26	26	26	26
11	COLLARD	4	18	18	18	16	16	16	16	18	18	18	18
74	ABBOTT	5	11	16	16	18	18	18	18	74	74	74	74
76	RICHARDSON	6	16	11	11	11	74	74	74	82	82	82	82
18	MARSHALL	7	74	74	74	74	82	82	82	11	11	11	11
16	SUTTON	8	82	82	82	82	11	11	11	16	76	23	23
82	MILLS	9	76	76	76	76	76	76	76	76	23	76	76
23	MEALIN	10	23	23	23	23	23	23	23	23	16	16	
35	JUPP	11	35	88	88								
88	HOLLOWAY	12	88	35	35								

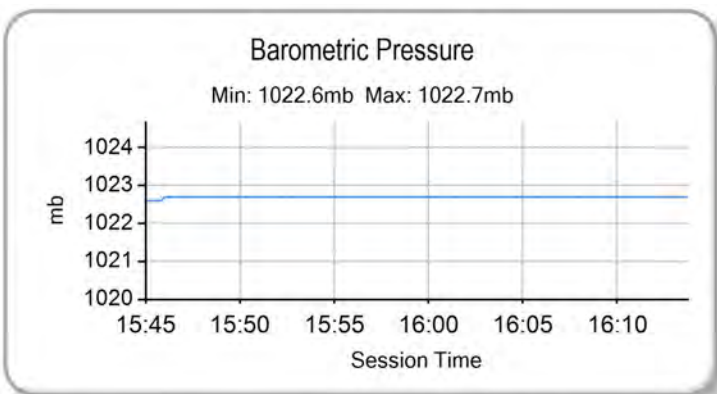
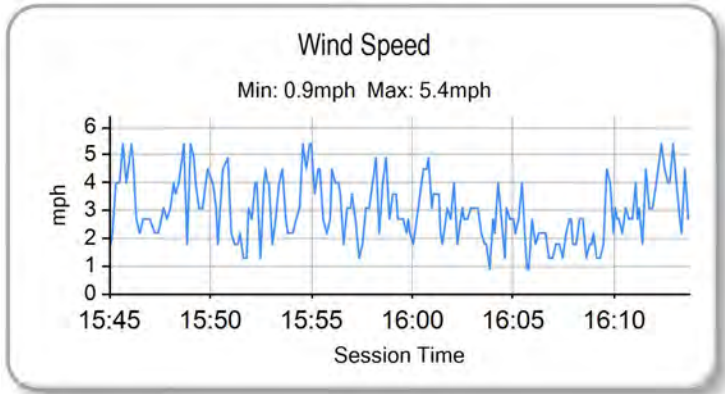
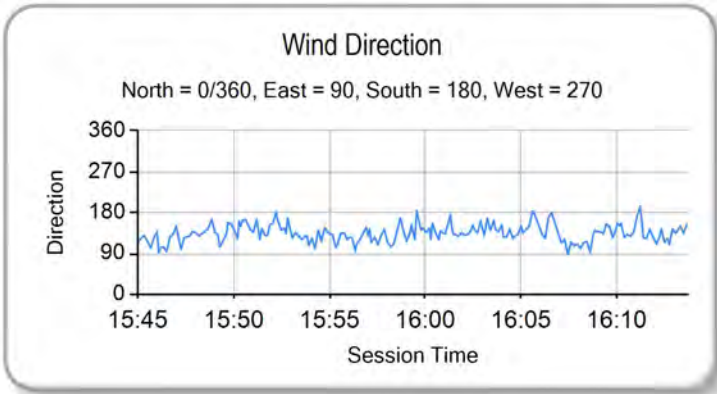
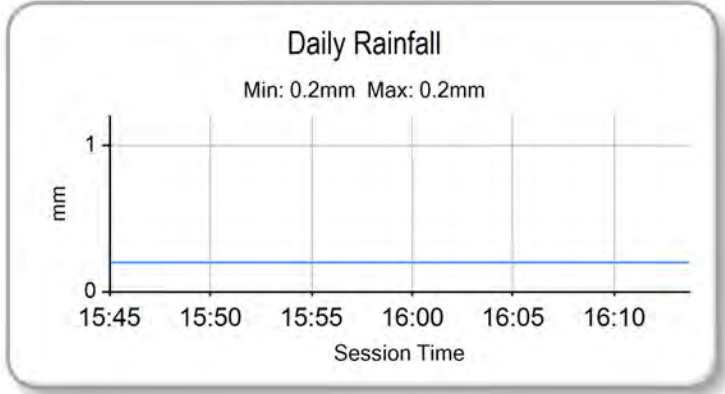
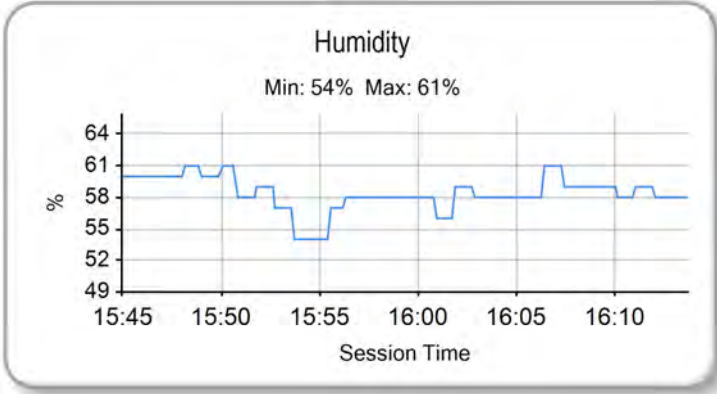
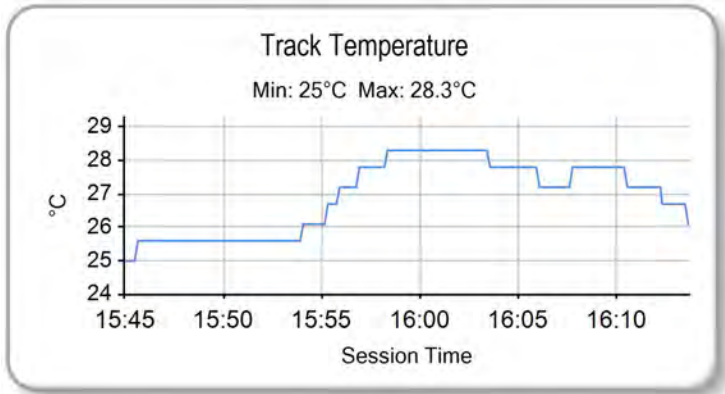
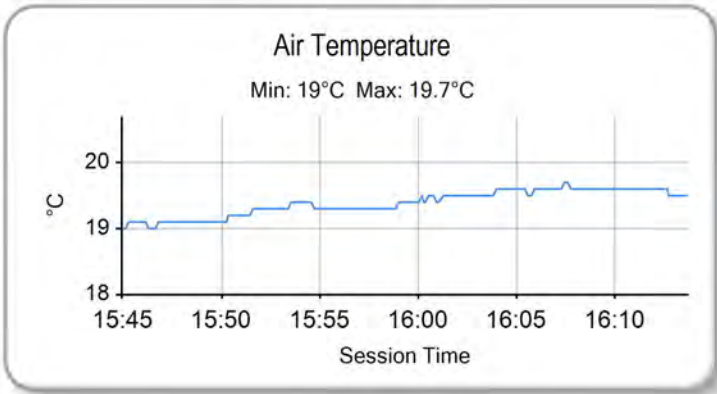
Weather / Track : Cloudy / Dry

Results can be found at [www.tsl-timing.com](http://www.tsl-timing.com)

Oulton Park International  
 Circuit Length = 2.6920 miles  
 Start: 15:52 Flag 16:12 End: 16:13

Printed - 16:20 Sunday, 08 June 2014

**2014 Dunlop MSA Formula Ford Championship of Great Britain**  
**ROUND 12 - WEATHER CONDITIONS**



Weather / Track : Cloudy / Dry

Results can be found at [www.tsl-timing.com](http://www.tsl-timing.com)

Oulton Park International  
 Circuit Length = 2.6920 miles  
 Start: 15:52 Flag 16:12 End: 16:13

Printed - 16:21 Sunday, 08 June 2014