



2014 DUNLOP MSA FORMULA FORD CHAMPIONSHIP OF GREAT BRITAIN

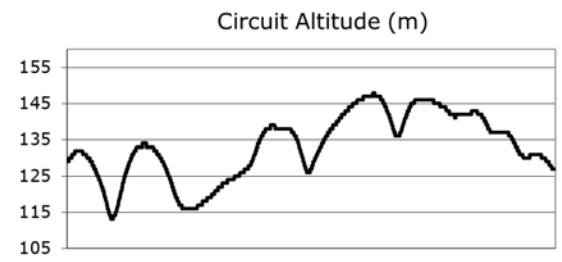
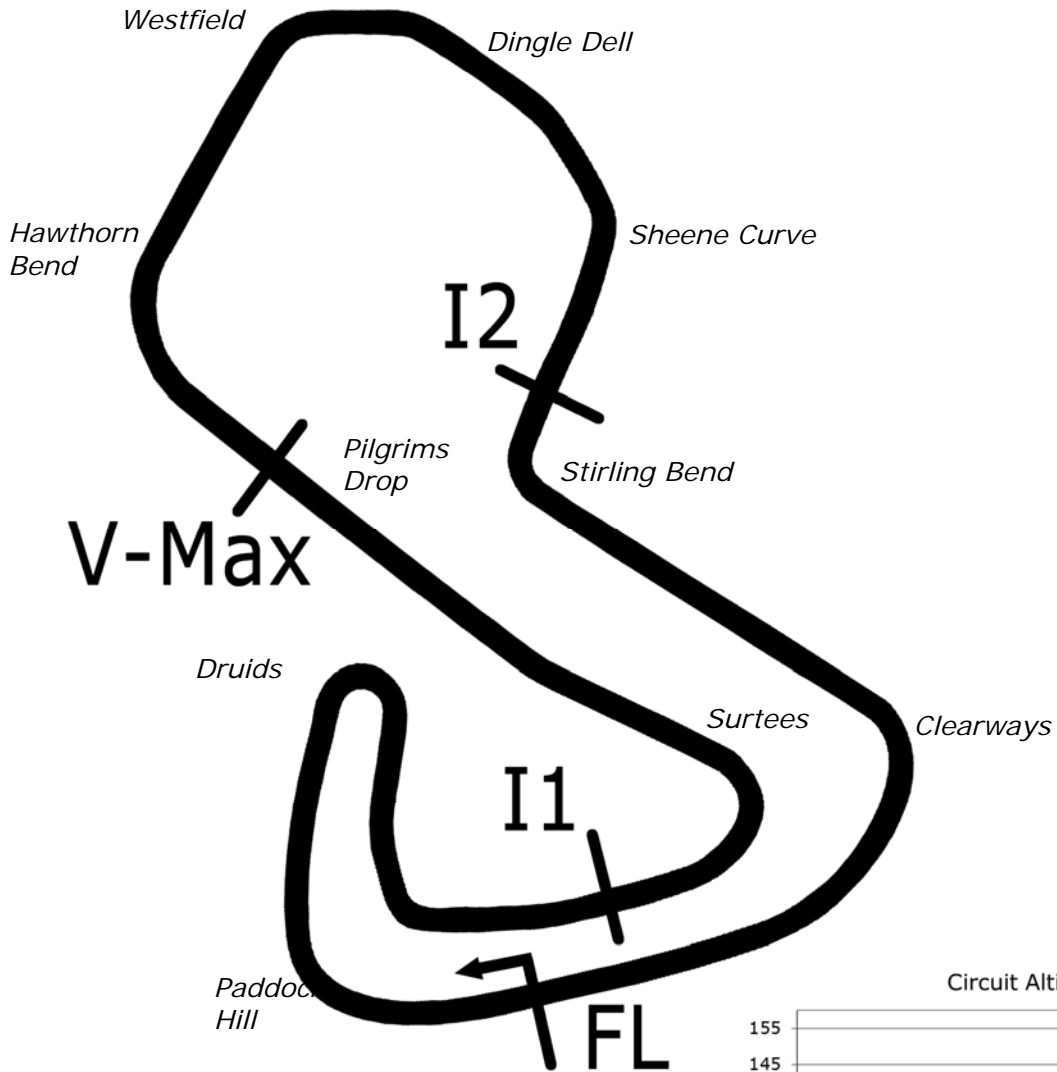
**Rounds 28, 29 & 30
Brands Hatch GP**

11th / 12th October 2014



Results Provided by Timing Solutions Ltd
www.tsl-timing.com

Brands Hatch GP



Length	2.4332 miles	3916.0 m	
FL		51.36032 N	0.26032 E
I1	1116m	51.35934 N	0.25955 E
VMax	1856	51.35626 N	0.26606 E
I2	2928m	51.35532 N	0.26250 E
Pit Entry	3646m	51.35911 N	0.25743 E
Pit Exit	0m after FL	51.36017 N	0.26051 E
Pit Entry-Pit Exit 251m, 15.0s @60kph, 11.3s @80kph			

All results available at www.tsl-timing.com



2014 Dunlop MSA Formula Ford Championship of Great Britain

QUALIFYING - ROUND 28 - CLASSIFICATION

POS	NO	CL	PIC NAME	NAT	ENTRY	TIME	ON	LAPS	GAP	DIFF	MPH
1	16	S	1 Ashley SUTTON	GBR	Mygale M12-SJ - Scholar - MBM Motorsport	1:38.990	11	11			88.49
2	6		1 Harrison SCOTT	GBR	Mygale M13 SJ - Swindon - Falcon Motorsport	1:39.245	11	11	0.255	0.255	88.26
3	11	S	2 Ricky COLLARD	GBR	Mygale M12-SJ - Swindon - Falcon Motorsport	1:40.609	10	10	1.619	1.364	87.06
4	18		2 Max MARSHALL	GBR	Mygale M12 SJ - Mountune - JTR	1:40.660	11	11	1.670	0.051	87.02
5	74		3 James ABBOTT	GBR	Mygale M13-SJ - Mountune - Radical Motorsport	1:40.665	10	11	1.675	0.005	87.01
6	2		4 Jayde KRUGER	RSA	Mygale M12 SJ - Mountune - JTR	1:40.732	11	11	1.742	0.067	86.96
7	26		5 Juan ROSSO	ARG	Mygale M13-SJ - Mountune - Radical Motorsport	1:40.740	8	11	1.750	0.008	86.95
8	25	S	3 Louise RICHARDSON	GBR	Mygale M12-SJ - Mountune - Richardson Racing	1:41.135	11	11	2.145	0.395	86.61
9	94	S	4 Michael O'BRIEN	GBR	Mygale M12-SJ - Scholar - MBM Motorsport	1:41.460	10	11	2.470	0.325	86.33
10	4	*	6 Jack BARLOW	GBR	Mygale M12-SJ - Scholar - MBM Motorsport	1:41.705	6	6	2.715	0.245	86.12
11	23	* S	5 Chris MEALIN	GBR	Mygale M12-SJ - Swindon - Falcon Motorsport	1:42.183	9	9	3.193	0.478	85.72
12	20	S	6 Clay MITCHELL	GBR	Mygale M12-SJ - Mountune - JTR	1:48.519	2	3	9.529	6.336	80.72
13	88		7 Greg HOLLOWAY	AUS	Sinter LA12 - Scholar - SWB Motorsport	1:50.472	9	9	11.482	1.953	79.29
14	24	S	7 Ovie IRORO	NIG	Mygale M12-SJ - Scholar - Richardson Racing	1:58.681	7	8	19.691	8.209	73.80

*Cars 4 & 23 - transponders stopped working after red flag, please check.

Brands Hatch GP
 Circuit Length = 2.4332 miles
 Start: 09:34 Flag 09:58 End: 10:00

Weather / Track : Cloudy / Damp
 These results are provisional until the conclusion of any judicial and technical matters.

Clerk Of Course :	Timekeeper :
-------------------	--------------

Results can be found at www.tsl-timing.com

Printed - 10:01 Saturday, 11 October 2014



2014 Dunlop MSA Formula Ford Championship of Great Britain

QUALIFYING - ROUND 30 - 2ND FASTEST CLASSIFICATION

POS	NO	CL	PIC NAME	NAT	ENTRY	TIME	ON	LAPS	GAP	DIFF	MPH
1	16	S	1 Ashley SUTTON	GBR	Mygale M12-SJ - Scholar - MBM Motorsport	1:39.086	9	11			88.40
2	6		1 Harrison SCOTT	GBR	Mygale M13 SJ - Swindon - Falcon Motorsport	1:39.823	8	11	0.737	0.737	87.75
3	74		2 James ABBOTT	GBR	Mygale M13-SJ - Mountune - Radical Motorsport	1:40.677	9	11	1.591	0.854	87.00
4	18		3 Max MARSHALL	GBR	Mygale M12 SJ - Mountune - JTR	1:40.705	8	11	1.619	0.028	86.98
5	26		4 Juan ROSSO	ARG	Mygale M13-SJ - Mountune - Radical Motorsport	1:40.850	9	11	1.764	0.145	86.86
6	2		5 Jayde KRUGER	RSA	Mygale M12 SJ - Mountune - JTR	1:41.036	8	11	1.950	0.186	86.70
7	25	S	2 Louise RICHARDSON	GBR	Mygale M12-SJ - Mountune - Richardson Racing	1:41.365	10	11	2.279	0.329	86.41
8	11	S	3 Ricky COLLARD	GBR	Mygale M12-SJ - Swindon - Falcon Motorsport	1:41.769	9	10	2.683	0.404	86.07
9	94	S	4 Michael O'BRIEN	GBR	Mygale M12-SJ - Scholar - MBM Motorsport	1:42.454	8	11	3.368	0.685	85.50
10	4	*	6 Jack BARLOW	GBR	Mygale M12-SJ - Scholar - MBM Motorsport	1:42.775	5	6	3.689	0.321	85.23
11	23	* S	5 Chris MEALIN	GBR	Mygale M12-SJ - Swindon - Falcon Motorsport	1:43.213	8	9	4.127	0.438	84.87
12	88		7 Greg HOLLOWAY	AUS	Sinter LA12 - Scholar - SWB Motorsport	1:51.133	7	9	12.047	7.920	78.82
13	20	S	6 Clay MITCHELL	GBR	Mygale M12-SJ - Mountune - JTR	1:55.643	3	3	16.557	4.510	75.74
14	24	S	7 Ovie IRORO	NIG	Mygale M12-SJ - Scholar - Richardson Racing	1:59.244	8	8	20.158	3.601	73.46

*Cars 4 & 23 - transponders stopped working after red flag, please check.

Brands Hatch GP
 Circuit Length = 2.4332 miles
 Start: 09:34 Flag 09:58 End: 10:00

Weather / Track : Cloudy / Damp

These results are provisional until the conclusion of any judicial and technical matters.

Clerk Of Course :

Timekeeper :

Results can be found at www.tsl-timing.com

Printed - 10:01 Saturday, 11 October 2014

2014 Dunlop MSA Formula Ford Championship of Great Britain

QUALIFYING - ROUND 28 - SECTOR ANALYSIS

SECTOR 1 = FL to I1, SECTOR 2 = I1 to I2, SECTOR 3 = I2 to FL, DIFF = Difference To Personal Best Lap

P1		16 S		Ashley SUTTON		Mygale M12-SJ - Scholar - MBM Motorsport						
LAP		SECTOR 1		SECTOR 2		SECTOR 3		SPEED TRAP	LAP TIME	MPH	DIFF	TIME OF DAY
1 -	OUTLAP	69.6		50.363	78.5	24.790	124.2	83.8	1:58.117	74.16	19.127	09:36:50.496
2 -		35.661	92.3	44.020	83.4	24.339	125.2	130.3	1:44.020	84.21	5.030	09:38:34.516
3 -		33.861	100.1	43.527	87.1	24.260	126.6	130.8	1:41.648	86.17	2.658	09:40:16.164
4 -		33.503	101.9	44.650	79.1	IN PIT		130.3	7:21.506	P 19.84	5:42.516	09:47:37.670
5 -	OUTLAP	92.8		50.531	35.9	31.398	126.6	129.8	2:00.970	72.41	21.980	09:49:38.640
6 -		33.842	101.2	43.313	87.1	24.110	126.8	132.1	1:41.265	86.50	2.275	09:51:19.905
7 -		33.711	101.8	42.841	87.9	24.060	126.8	132.3	1:40.612	87.06	1.622	09:53:00.517
8 -		33.093	102.9	42.634	91.9	24.195	126.3	132.6	1:39.922 (3)	87.66	0.932	09:54:40.439
9 -		32.574	104.3	42.418	92.9	24.094	127.3	133.4	1:39.086 (2)	88.40	0.096	09:56:19.525
10 -		33.462	103.7	42.578	88.5	24.107	127.8	132.3	1:40.147	87.46	1.157	09:57:59.672
11 -		32.809	103.7	42.347	93.8	23.834	127.8	132.8	1:38.990 (1)	88.49		09:59:38.662

P2		6		Harrison SCOTT		Mygale M13 SJ - Swindon - Falcon Motorsport						
LAP		SECTOR 1		SECTOR 2		SECTOR 3		SPEED TRAP	LAP TIME	MPH	DIFF	TIME OF DAY
1 -	OUTLAP	75.0		47.896	74.0	26.045	122.6	104.6	1:55.957	75.54	16.712	09:37:00.713
2 -		34.980	97.3	44.393	82.2	24.698	124.5	130.3	1:44.071	84.17	4.826	09:38:44.784
3 -		35.127	98.1	43.684	85.5	24.498	124.9	131.0	1:43.309	84.79	4.064	09:40:28.093
4 -		33.580	102.6	54.112	65.8	IN PIT		69.1	7:10.853	P 20.33	5:31.608	09:47:38.946
5 -	OUTLAP	93.5		46.309	72.3	26.203	124.5	120.0	1:51.127	78.82	11.882	09:49:30.073
6 -		33.776	101.9	43.727	85.3	24.420	125.6	131.5	1:41.923	85.94	2.678	09:51:11.996
7 -		33.352	104.3	42.985	87.6	24.135	125.9	131.8	1:40.472	87.18	1.227	09:52:52.468
8 -		33.220	104.2	42.669	89.3	23.934	125.9	132.3	1:39.823 (2)	87.75	0.578	09:54:32.291
9 -		35.863	85.4	45.566	88.0	24.330	125.2	109.8	1:45.759	82.82	6.514	09:56:18.050
10 -		33.251	104.3	42.701	90.3	23.989	126.1	132.1	1:39.941 (3)	87.65	0.696	09:57:57.991
11 -		32.910	105.0	42.479	93.0	23.856	126.8	131.8	1:39.245 (1)	88.26		09:59:37.236

P3		11 S		Ricky COLLARD		Mygale M12-SJ - Swindon - Falcon Motorsport						
LAP		SECTOR 1		SECTOR 2		SECTOR 3		SPEED TRAP	LAP TIME	MPH	DIFF	TIME OF DAY
1 -	OUTLAP	60.5		47.642	78.1	25.694	124.5	126.6	1:58.626	73.84	18.017	09:36:56.554
2 -		34.968	101.5	44.452	83.6	25.169	123.5	129.5	1:44.589	83.75	3.980	09:38:41.143
3 -		34.598	103.7	44.376	87.6	24.835	124.7	129.3	1:43.809	84.38	3.200	09:40:24.952
4 -		33.703	99.7	55.939	67.7	IN PIT		62.0	7:21.056	P 19.86	5:40.447	09:47:46.008
5 -	OUTLAP	99.5		45.502	72.6	27.801	124.0	128.3	1:50.201	79.48	9.592	09:49:36.209
6 -		34.544	102.6	43.714	85.7	31.132	118.9	129.8	1:49.390	80.07	8.781	09:51:25.599
7 -		34.268	102.9	43.911	85.3	24.988	126.3	130.3	1:43.167 (3)	84.90	2.558	09:53:08.766
8 -		34.575	99.2	44.328	88.3	24.873	125.2	129.5	2:46.014	52.76	1:05.405	09:55:54.780
9 -		33.856	102.9	43.324	88.0	24.589	125.4	129.8	1:41.769 (2)	86.07	1.160	09:57:36.549
10 -		33.499	103.4	42.838	89.9	24.272	125.4	130.3	1:40.609 (1)	87.06		09:59:17.158

P4		18		Max MARSHALL		Mygale M12 SJ - Mountune - JTR						
LAP		SECTOR 1		SECTOR 2		SECTOR 3		SPEED TRAP	LAP TIME	MPH	DIFF	TIME OF DAY
1 -	OUTLAP	88.6		47.129	81.1	25.455	123.3	117.9	1:53.283	77.32	12.623	09:36:39.417
2 -		35.020	98.6	44.325	83.3	24.825	124.2	130.0	1:44.170	84.09	3.510	09:38:23.587
3 -		35.474	100.9	43.985	80.5	24.371	125.2	130.8	1:43.830	84.36	3.170	09:40:07.417
4 -		33.775	103.7	46.431	67.0	IN PIT		131.3	7:28.821	P 19.51	5:48.161	09:47:36.238
5 -	OUTLAP	96.6		46.505	69.6	25.727	124.7	121.1	1:54.925	76.22	14.265	09:49:31.163
6 -		35.125	100.7	43.943	85.1	24.403	125.4	130.8	1:43.471	84.65	2.811	09:51:14.634
7 -		34.465	100.0	43.136	88.3	24.054	125.9	131.3	1:41.655 (3)	86.17	0.995	09:52:56.289
8 -		34.050	103.5	42.694	89.2	23.961	125.6	131.8	1:40.705 (2)	86.98	0.045	09:54:36.994
9 -		34.308	103.7	44.698	60.0	35.815	61.0	131.8	1:54.821	76.29	14.161	09:56:31.815
10 -		35.867	102.2	42.956	90.3	24.829	124.7	131.5	1:43.652	84.51	2.992	09:58:15.467
11 -		33.575	103.2	42.882	85.9	24.203	126.1	131.5	1:40.660 (1)	87.02		09:59:56.127

P5		74		James ABBOTT		Mygale M13-SJ - Mountune - Radical Motorsport						
LAP		SECTOR 1		SECTOR 2		SECTOR 3		SPEED TRAP	LAP TIME	MPH	DIFF	TIME OF DAY
1 -	OUTLAP	92.5		46.120	81.5	25.033	122.0	121.5	1:52.013	78.20	11.348	09:36:32.627
2 -		34.975	98.8	44.217	84.7	24.683	123.3	127.3	1:43.875	84.33	3.210	09:38:16.502
3 -		34.484	100.1	43.997	85.5	24.418	124.2	130.0	1:42.899	85.13	2.234	09:39:59.401

Weather / Track : Cloudy / Damp

Brands Hatch GP

Circuit Length = 2.4332 miles

Start: 09:34 Flag 09:58 End: 10:00

2014 Dunlop MSA Formula Ford Championship of Great Britain

QUALIFYING - ROUND 28 - SECTOR ANALYSIS

SECTOR 1 = FL to I1, SECTOR 2 = I1 to I2, SECTOR 3 = I2 to FL, DIFF = Difference To Personal Best Lap

LAP	SECTOR 1	SECTOR 2	SECTOR 3	SPEED TRAP	LAP TIME	MPH	DIFF	TIME OF DAY			
4 -	34.301	99.7	45.576	65.0	IN PIT	129.8	7:50.971 P	18.59	6:10.306	09:47:50.372	
5 -	OUTLAP	86.4	45.757	81.8	24.481	125.2	119.8	1:54.356	76.60	13.691	09:49:44.728
6 -	34.697	97.6	44.090	86.1	24.360	126.7	128.0	1:43.147	84.92	2.482	09:51:27.875
7 -	36.163	66.7	56.766	82.2	24.177	125.6	76.8	1:57.106	74.80	16.441	09:53:24.981
8 -	33.710	101.2	43.420	86.3	24.258	124.2	131.0	1:41.388	86.39	0.723	09:55:06.369
9 -	33.621	100.9	43.110	89.7	23.946	125.6	130.8	1:40.677 (2)	87.00	0.012	09:56:47.046
10 -	33.524	100.0	43.280	89.5	23.861	125.6	130.8	1:40.665 (1)	87.01		09:58:27.711
11 -	33.391	101.5	43.913	86.0	23.947	125.2	131.0	1:41.251 (3)	86.51	0.586	10:00:08.962

P6		2		Jayde KRUGER		Mygale M12 SJ - Mountune - JTR					
LAP	SECTOR 1	SECTOR 2	SECTOR 3	SPEED TRAP	LAP TIME	MPH	DIFF	TIME OF DAY			
1 -	OUTLAP	87.1	47.648	76.7	25.792	123.8	124.9	1:53.681	77.05	12.949	09:36:44.849
2 -	35.922	95.0	44.427	81.1	25.054	124.7	131.3	1:45.403	83.10	4.671	09:38:30.252
3 -	34.738	98.6	43.744	85.0	24.433	126.3	131.8	1:42.915	85.11	2.183	09:40:13.167
4 -	34.356	101.9	44.784	77.4	IN PIT		132.1	7:23.736 P	19.74	5:43.004	09:47:36.903
5 -	OUTLAP	93.4	44.673	85.2	24.547	126.1	130.0	1:48.311	80.87	7.579	09:49:25.214
6 -	34.363	98.8	43.698	87.0	24.313	126.1	131.5	1:42.374	85.56	1.642	09:51:07.588
7 -	34.318	101.0	43.116	86.9	24.381	126.1	132.1	1:41.815	86.03	1.083	09:52:49.403
8 -	34.128	100.9	42.721	92.8	24.187	126.6	132.6	1:41.036 (2)	86.70	0.304	09:54:30.439
9 -	36.187	101.9	43.207	82.7	24.326	126.8	132.3	1:43.720	84.45	2.988	09:56:14.159
10 -	33.999	101.3	42.976	91.0	24.310	125.9	132.8	1:41.285 (3)	86.48	0.553	09:57:55.444
11 -	34.121	102.4	42.448	93.0	24.163	126.3	132.8	1:40.732 (1)	86.96		09:59:36.176

P7		26		Juan ROSSO		Mygale M13-SJ - Mountune - Radical Motorsport					
LAP	SECTOR 1	SECTOR 2	SECTOR 3	SPEED TRAP	LAP TIME	MPH	DIFF	TIME OF DAY			
1 -	OUTLAP	91.3	46.611	77.5	25.363	123.3	116.1	1:51.800	78.35	11.060	09:36:34.858
2 -	34.906	94.3	44.723	81.3	24.643	124.5	128.3	1:44.272	84.00	3.532	09:38:19.130
3 -	33.863	98.6	43.715	85.1	24.501	124.5	130.0	1:42.079	85.81	1.339	09:40:01.209
4 -	33.781	97.9	45.052	58.0	IN PIT		130.0	7:40.024 P	19.04	5:59.284	09:47:41.233
5 -	OUTLAP	89.4	51.954	78.3	25.663	123.5	103.0	1:55.823	75.63	15.083	09:49:37.056
6 -	34.387	96.4	46.870	81.4	24.858	124.0	89.2	1:46.115	82.55	5.375	09:51:23.171
7 -	33.664	99.2	43.467	84.4	24.530	125.2	129.5	1:41.661	86.16	0.921	09:53:04.832
8 -	33.476	99.8	42.827	87.9	24.437	123.3	130.3	1:40.740 (1)	86.95		09:54:45.572
9 -	33.378	99.7	43.106	85.1	24.366	124.2	130.3	1:40.850 (2)	86.86	0.110	09:56:26.422
10 -	33.633	100.4	44.115	85.4	24.380	124.5	128.3	1:42.128	85.77	1.388	09:58:08.550
11 -	33.328	100.4	43.362	83.6	24.396	123.5	129.3	1:41.086 (3)	86.65	0.346	09:59:49.636

P8		25 S		Louise RICHARDSON		Mygale M12-SJ - Mountune - Richardson Racing					
LAP	SECTOR 1	SECTOR 2	SECTOR 3	SPEED TRAP	LAP TIME	MPH	DIFF	TIME OF DAY			
1 -	OUTLAP	77.5	52.736	72.3	28.035	107.7	91.8	2:05.991	69.52	24.856	09:37:12.313
2 -	36.720	90.8	45.941	81.2	25.510	123.8	126.6	1:48.171	80.98	7.036	09:39:00.484
3 -	35.753	98.6	44.565	86.0	24.819	125.9	130.5	1:45.137	83.31	4.002	09:40:45.621
4 -	36.677	78.3	55.367	66.7	IN PIT		89.9	7:07.248 P	20.50	5:26.113	09:47:52.869
5 -	OUTLAP	93.8	46.446	81.0	25.289	124.2	127.8	1:54.411	76.56	13.276	09:49:47.280
6 -	35.472	100.7	44.076	84.6	24.756	124.9	131.0	1:44.304	83.98	3.169	09:51:31.584
7 -	35.283	99.7	43.574	86.5	24.410	125.6	131.5	1:43.267	84.82	2.132	09:53:14.851
8 -	34.547	100.7	43.579	85.7	24.424	125.4	131.8	1:42.550	85.42	1.415	09:54:57.401
9 -	34.054	100.3	43.445	89.5	24.179	125.4	131.5	1:41.678 (3)	86.15	0.543	09:56:39.079
10 -	34.125	101.8	42.990	88.4	24.250	126.7	130.5	1:41.365 (2)	86.41	0.230	09:58:20.444
11 -	34.069	101.9	42.824	91.3	24.242	125.9	130.8	1:41.135 (1)	86.61		10:00:01.579

P9		94 S		Michael O'BRIEN		Mygale M12-SJ - Scholar - MBM Motorsport					
LAP	SECTOR 1	SECTOR 2	SECTOR 3	SPEED TRAP	LAP TIME	MPH	DIFF	TIME OF DAY			
1 -	OUTLAP	81.1	51.017	72.8	26.876	115.9	105.5	2:00.524	72.68	19.064	09:37:03.271
2 -	36.298	93.4	46.382	78.4	26.052	120.9	126.8	1:48.732	80.56	7.272	09:38:52.003
3 -	34.730	98.2	44.929	84.3	25.085	123.3	128.5	1:44.744	83.63	3.284	09:40:36.747
4 -	35.387	72.9	1:02.408	61.3	IN PIT		66.6	7:05.781 P	20.57	5:24.321	09:47:42.528
5 -	OUTLAP	96.1	49.238	55.3	32.891	122.4	116.7	2:00.351	72.78	18.891	09:49:42.879
6 -	34.938	96.8	44.722	84.8	24.942	123.1	128.3	1:44.602 (3)	83.74	3.142	09:51:27.481
7 -	34.451	100.9	46.948	86.8	24.739	123.3	89.7	1:46.138	82.53	4.678	09:53:13.619
8 -	34.116	99.8	43.427	88.8	24.911	123.8	129.5	1:42.454 (2)	85.50	0.994	09:54:56.073

Weather / Track : Cloudy / Damp

Brands Hatch GP

Circuit Length = 2.4332 miles

Start: 09:34 Flag 09:58 End: 10:00

2014 Dunlop MSA Formula Ford Championship of Great Britain

QUALIFYING - ROUND 28 - SECTOR ANALYSIS

SECTOR 1 = FL to I1, SECTOR 2 = I1 to I2, SECTOR 3 = I2 to FL, DIFF = Difference To Personal Best Lap

9 -	33.830	99.4	49.221	83.6	24.472	123.8	85.9	1:47.523	81.46	6.063	09:56:43.596
10 -	33.930	100.6	43.243	87.3	24.287	124.2	129.5	1:41.460 (1)	86.33		09:58:25.056
11 -	33.793	100.9	46.319		27.346	124.0	127.3	1:47.458	81.51	5.998	10:00:12.514

P10		4		Jack BARLOW		Mygale M12-SJ - Scholar - MBM Motorsport						
LAP	SECTOR 1	SECTOR 2	SECTOR 3	SPEED TRAP	LAP TIME	MPH	DIFF	TIME OF DAY				
1 -	OUTLAP	64.7	49.891	75.1	25.636	121.3	96.2	1:58.243	74.08	16.538	09:36:52.217	
2 -	35.580	94.7	45.105	85.8	25.184	122.2	127.8	1:45.869	82.74	4.164	09:38:38.086	
3 -	34.688	94.3	44.323	86.9	24.710	123.1	127.3	1:43.721	(3)	84.45	2.016	09:40:21.807
4 -	34.075	97.9	44.274	83.5			128.8	9:11.281	15.88	7:29.576	09:49:33.088	
5 -								1:42.775	(2)	85.23	1.070	09:51:15.863
6 -								1:41.705 (1)	86.12		09:52:57.568	

P11		23 S		Chris MEALIN		Mygale M12-SJ - Swindon - Falcon Motorsport						
LAP	SECTOR 1	SECTOR 2	SECTOR 3	SPEED TRAP	LAP TIME	MPH	DIFF	TIME OF DAY				
1 -	OUTLAP	69.0	52.342	69.5	28.272	101.3	90.3	2:05.156	69.99	22.973	09:37:12.993	
2 -	37.767	90.1	46.212	82.9	25.765	120.9	114.7	1:49.744	79.82	7.561	09:39:02.737	
3 -	35.723	96.8	44.822	85.8	25.136	122.4	128.0	1:45.681	82.88	3.498	09:40:48.418	
4 -	38.251	72.3	56.344	56.7			87.8	8:51.374	16.48	7:09.191	09:49:39.792	
5 -								1:45.830	82.77	3.647	09:51:25.622	
6 -								1:44.487	83.83	2.304	09:53:10.109	
7 -								1:43.768	(3)	84.41	1.585	09:54:53.877
8 -								1:43.213	(2)	84.87	1.030	09:56:37.090
9 -								1:42.183 (1)	85.72		09:58:19.273	

P12		20 S		Clay MITCHELL		Mygale M12-SJ - Mountune - JTR						
LAP	SECTOR 1	SECTOR 2	SECTOR 3	SPEED TRAP	LAP TIME	MPH	DIFF	TIME OF DAY				
1 -	OUTLAP	80.4	50.037	76.8	26.272	120.4	122.0	1:58.758	73.76	10.239	09:36:47.100	
2 -	36.594	93.0	46.168	85.4	25.757	123.3	129.5	1:48.519 (1)	80.72		09:38:35.619	
3 -	44.878	92.8	45.876	87.8	24.889	123.3	130.0	1:55.643	(2)	75.74	7.124	09:40:31.262

P13		88		Greg HOLLOWAY		Sinter LA12 - Scholar - SWB Motorsport						
LAP	SECTOR 1	SECTOR 2	SECTOR 3	SPEED TRAP	LAP TIME	MPH	DIFF	TIME OF DAY				
1 -	OUTLAP	65.0	56.369	58.2	31.096	105.6	98.5	2:16.221	64.30	25.749	09:37:15.670	
2 -	38.775	87.8	50.717	76.2	27.081	114.1	113.9	1:56.573	75.14	6.101	09:39:12.243	
3 -	43.084	74.3	54.854	72.7	IN PIT		97.1	8:39.247	P	16.87	6:48.775	09:47:51.490
4 -	OUTLAP	83.1	52.674	76.8	27.055	114.7	112.7	2:06.701	69.13	16.229	09:49:58.191	
5 -	37.319	87.3	48.903	83.1	26.036	117.9	117.9	1:52.258	78.03	1.786	09:51:50.449	
6 -	36.623	92.0	48.323	84.6	26.268	116.7	119.8	1:51.214	(3)	78.76	0.742	09:53:41.663
7 -	36.623	94.3	48.483	81.4	26.027	118.1	124.0	1:51.133	(2)	78.82	0.661	09:55:32.796
8 -	36.608	89.4	48.846	83.1	26.061	118.3	119.6	1:51.515	78.55	1.043	09:57:24.311	
9 -	36.453	90.0	47.891	82.9	26.128	115.1	123.8	1:50.472 (1)	79.29		09:59:14.783	

P14		24 S		Ovie IRORO		Mygale M12-SJ - Scholar - Richardson Racing						
LAP	SECTOR 1	SECTOR 2	SECTOR 3	SPEED TRAP	LAP TIME	MPH	DIFF	TIME OF DAY				
1 -	OUTLAP	55.0	58.318	65.9	28.358	116.9	81.1	2:19.546	62.77	20.865	09:37:41.358	
2 -	52.219	64.4	59.988	70.0	IN PIT		91.5	10:17.587	P	14.18	8:18.906	09:47:58.945
3 -	OUTLAP	77.3	54.505	74.0	28.261	115.9	100.7	2:11.654	66.53	12.973	09:50:10.599	
4 -	42.224	76.4	55.000	69.8	28.823	113.9	108.2	2:06.047	69.49	7.366	09:52:16.646	
5 -	40.921	82.9	53.091	73.6	27.966	118.3	115.5	2:01.978	71.81	3.297	09:54:18.624	
6 -	38.978	92.8	52.097	62.0	28.418	114.9	124.9	1:59.493	(3)	73.30	0.812	09:56:18.117
7 -	39.561	87.7	51.233	73.6	27.887	120.6	120.0	1:58.681 (1)	73.80		09:58:16.798	
8 -	39.557	83.7	52.334	71.6	27.353	112.7	122.0	1:59.244	(2)	73.46	0.563	10:00:16.042

Weather / Track : Cloudy / Damp

Brands Hatch GP

Circuit Length = 2.4332 miles

Start: 09:34 Flag 09:58 End: 10:00

2014 Dunlop MSA Formula Ford Championship of Great Britain

QUALIFYING - ROUND 28 - BEST SPEEDS

POS	SECTOR 1			SECTOR 2			FINISH LINE			VMAX		
	NO	NAME	MPH	NO	NAME	MPH	NO	NAME	MPH	NO	NAME	MPH
1	6	SCOTT	105.0	16	SUTTON	93.8	16	SUTTON	127.8	16	SUTTON	133.4
2	11	COLLARD	104.5	2	KRUGER	93.0	2	KRUGER	126.8	2	KRUGER	132.8
3	16	SUTTON	104.3	6	SCOTT	93.0	6	SCOTT	126.8	6	SCOTT	132.3
4	18	MARSHALL	103.7	25	RICHARDSON	91.3	11	COLLARD	126.3	18	MARSHALL	131.8
5	2	KRUGER	102.4	18	MARSHALL	90.3	18	MARSHALL	126.1	25	RICHARDSON	131.8
6	25	RICHARDSON	101.9	11	COLLARD	89.9	74	ABBOTT	126.1	74	ABBOTT	131.0
7	74	ABBOTT	101.5	74	ABBOTT	89.7	25	RICHARDSON	126.1	11	COLLARD	130.3
8	94	O'BRIEN	100.9	94	O'BRIEN	88.8	26	ROSSO	125.2	26	ROSSO	130.3
9	26	ROSSO	100.4	26	ROSSO	87.9	94	O'BRIEN	124.2	20	MITCHELL	130.0
10	4	BARLOW	97.9	20	MITCHELL	87.8	20	MITCHELL	123.3	94	O'BRIEN	129.5
11	23	MEALIN	96.8	4	BARLOW	86.9	4	BARLOW	123.1	4	BARLOW	128.8
12	88	HOLLOWAY	94.3	23	MEALIN	85.8	23	MEALIN	122.4	23	MEALIN	128.0
13	20	MITCHELL	93.0	88	HOLLOWAY	84.6	24	IRORO	120.6	24	IRORO	124.9
14	24	IRORO	92.8	24	IRORO	74.0	88	HOLLOWAY	118.3	88	HOLLOWAY	124.0

Weather / Track : Cloudy / Damp

Results can be found at www.tsl-timing.com

Brands Hatch GP
Circuit Length = 2.4332 miles
Start: 09:34 Flag 09:58 End: 10:00

Printed - 10:00 Saturday, 11 October 2014

2014 Dunlop MSA Formula Ford Championship of Great Britain

QUALIFYING - ROUND 28 - BEST SECTORS

SECTOR 1			SECTOR 2			SECTOR 3			IDEAL / BEST COMPARISON						
POS	NO	NAME	TIME	NO	NAME	TIME	NO	NAME	TIME	POS	NO	NAME	IDEAL	BEST	DIFF
1	16	SUTTON	32.574	16	SUTTON	42.347	16	SUTTON	23.834				PERFECT LAP	1:38.755	
2	6	SCOTT	32.910	2	KRUGER	42.448	6	SCOTT	23.856	1	16	SUTTON	1:38.755	1:38.990	0.235
3	26	ROSSO	33.328	6	SCOTT	42.479	74	ABBOTT	23.861	2	6	SCOTT	1:39.245	1:39.245	0.000
4	74	ABBOTT	33.391	18	MARSHALL	42.694	18	MARSHALL	23.961	3	18	MARSHALL	1:40.230	1:40.660	0.430
5	11	COLLARD	33.499	25	RICHARDSON	42.824	2	KRUGER	24.163	4	74	ABBOTT	1:40.362	1:40.665	0.303
6	18	MARSHALL	33.575	26	ROSSO	42.827	25	RICHARDSON	24.179	5	26	ROSSO	1:40.521	1:40.740	0.219
7	94	O'BRIEN	33.793	11	COLLARD	42.838	11	COLLARD	24.272	6	11	COLLARD	1:40.609	1:40.609	0.000
8	2	KRUGER	33.999	74	ABBOTT	43.110	94	O'BRIEN	24.287	7	2	KRUGER	1:40.610	1:40.732	0.122
9	25	RICHARDSON	34.054	94	O'BRIEN	43.243	26	ROSSO	24.366	8	25	RICHARDSON	1:41.057	1:41.135	0.078
10	4	BARLOW	34.075	4	BARLOW	44.274	4	BARLOW	24.710	9	94	O'BRIEN	1:41.323	1:41.460	0.137
11	23	MEALIN	35.723	23	MEALIN	44.822	20	MITCHELL	24.889	10	4	BARLOW	1:43.059	1:41.705	-1.354
12	88	HOLLOWAY	36.453	20	MITCHELL	45.876	23	MEALIN	25.136	11	23	MEALIN	1:45.681	1:42.183	-3.498
13	20	MITCHELL	36.594	88	HOLLOWAY	47.891	88	HOLLOWAY	26.027	12	20	MITCHELL	1:47.359	1:48.519	1.160
14	24	IRORO	38.978	24	IRORO	51.233	24	IRORO	27.353	13	88	HOLLOWAY	1:50.371	1:50.472	0.101
										14	24	IRORO	1:57.564	1:58.681	1.117

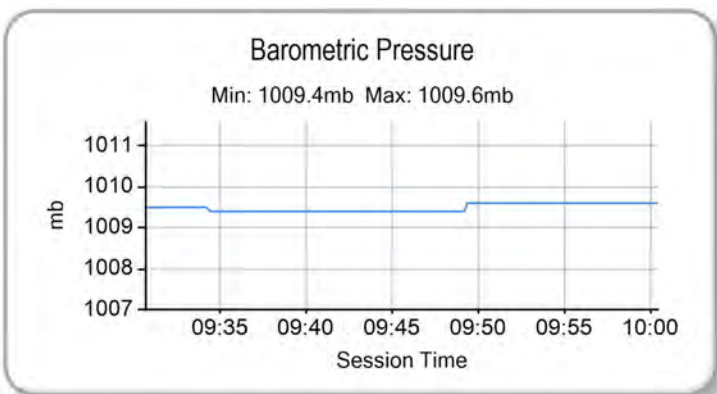
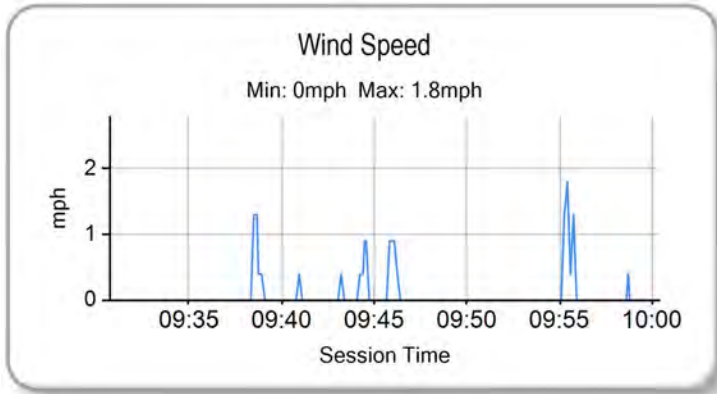
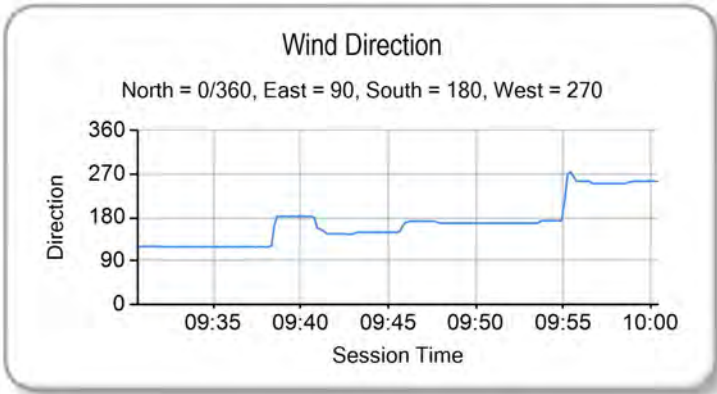
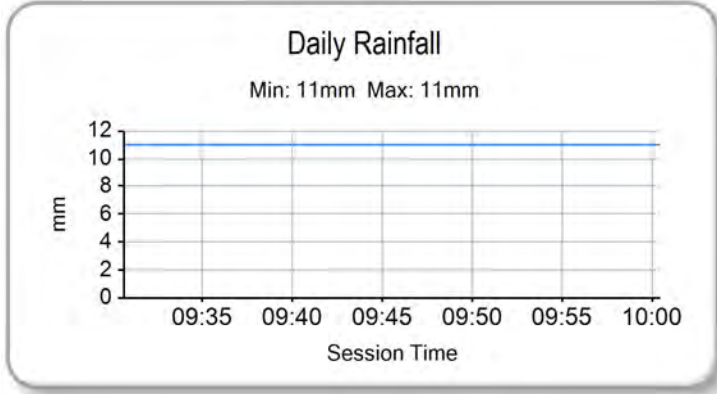
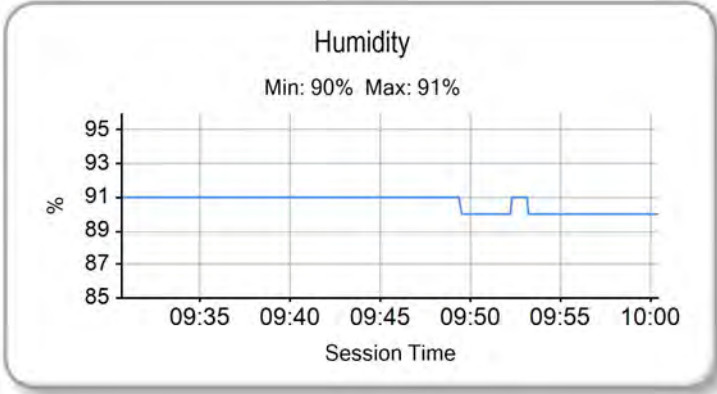
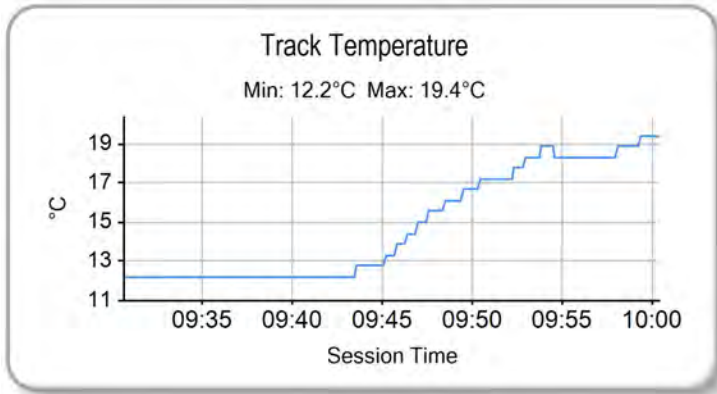
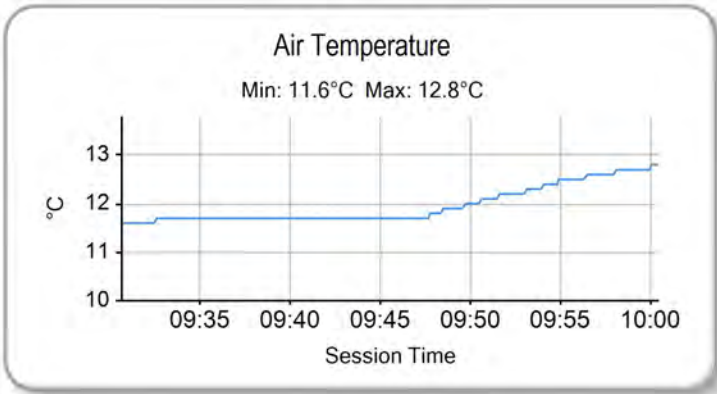
Weather / Track : Cloudy / Damp

Results can be found at www.tsl-timing.com

Brands Hatch GP
 Circuit Length = 2.4332 miles
 Start: 09:34 Flag 09:58 End: 10:00

Printed - 10:00 Saturday, 11 October 2014

2014 Dunlop MSA Formula Ford Championship of Great Britain
QUALIFYING - ROUND 28 - WEATHER CONDITIONS



Weather / Track : Cloudy / Damp

Results can be found at www.tsl-timing.com

Brands Hatch GP
 Circuit Length = 2.4332 miles
 Start: 09:34 Flag 09:58 End: 10:00

Printed - 10:02 Saturday, 11 October 2014



2014 Dunlop MSA Formula Ford Championship of Great Britain

ROUND 28 - GRID

ROW 7	13	1:50.472	88 Greg HOLLOWAY	14	1:58.681	24 Ovie IRORO	
ROW 6	11	1:42.183	23 Chris MEALIN	12	1:48.519	20 Clay MITCHELL	
ROW 5	9	1:41.460	94 Michael O'BRIEN	10	1:41.705	4 Jack BARLOW	
ROW 4	7	1:40.740	26 Juan ROSSO	8	1:41.135	25 Louise RICHARDSON	
ROW 3	5	1:40.665	74 James ABBOTT	6	1:40.732	2 Jayde KRUGER	
ROW 2	3	1:40.609	11 Ricky COLLARD	4	1:40.660	18 Max MARSHALL	
ROW 1	1	1:38.990	16 Ashley SUTTON	2	1:39.245	6 Harrison SCOTT	
Pole							

Brands Hatch GP
Circuit Length = 2.4332 miles

These results are provisional until the conclusion of any judicial and technical matters.

Clerk Of Course :		Timekeeper :
-------------------	--	--------------

Results can be found at www.tsl-timing.com

Printed - 10:03 Saturday, 11 October 2014



2014 Dunlop MSA Formula Ford Championship of Great Britain

ROUND 30 - GRID

ROW 7	13	1:55.643	20	Clay MITCHELL	14	1:59.244	24	Ovie IRORO
ROW 6	11	1:43.213	23	Chris MEALIN	12	1:51.133	88	Greg HOLLOWAY
ROW 5	9	1:42.454	94	Michael O'BRIEN	10	1:42.775	4	Jack BARLOW
ROW 4	7	1:41.365	25	Louise RICHARDSON	8	1:41.769	11	Ricky COLLARD
ROW 3	5	1:40.850	26	Juan ROSSO	6	1:41.036	2	Jayde KRUGER
ROW 2	3	1:40.677	74	James ABBOTT	4	1:40.705	18	Max MARSHALL
ROW 1	1	1:39.086	16	Ashley SUTTON	2	1:39.823	6	Harrison SCOTT
Pole								

Brands Hatch GP
Circuit Length = 2.4332 miles

These results are provisional until the conclusion of any judicial and technical matters.

Clerk Of Course :		Timekeeper :
-------------------	--	--------------

Results can be found at www.tsl-timing.com

Printed - 10:04 Saturday, 11 October 2014



2014 Dunlop MSA Formula Ford Championship of Great Britain

ROUND 28 - CLASSIFICATION - AMENDED

POS	NO	CL	PIC NAME	NAT	ENTRY	LAPS	TIME	GAP	DIFF	MPH	BEST	ON
1	6		1 Harrison SCOTT	GBR	Mygale M13 SJ - Swindon - Falcon Motorsport	8	16:26.021			71.07	1:40.271	3
2	11	S	1 Ricky COLLARD	GBR	Mygale M12-SJ - Swindon - Falcon Motorsport	8	16:27.331	1.310	1.310	70.97	1:40.723	3
3	26		2 Juan ROSSO	ARG	Mygale M13-SJ - Mountune - Radical Motorsport	8	16:28.014	1.993	0.683	70.92	1:41.464	8
4	2		3 Jayde KRUGER	RSA	Mygale M12 SJ - Mountune - JTR	8	16:29.172	3.151	1.158	70.84	1:40.428	3
5	25	S	2 Louise RICHARDSON	GBR	Mygale M12-SJ - Mountune - Richardson Racing	8	16:30.899	4.878	1.727	70.72	1:42.342	3
6	74	*	4 James ABBOTT	GBR	Mygale M13-SJ - Mountune - Radical Motorsport	8	16:31.312	5.291	0.413	70.69	1:41.800	3
7	23	S	3 Chris MEALIN	GBR	Mygale M12-SJ - Swindon - Falcon Motorsport	8	16:34.083	8.062	2.771	70.49	1:43.319	3
8	94	* S	4 Michael O'BRIEN	GBR	Mygale M12-SJ - Scholar - MBM Motorsport	8	16:36.640	10.619	2.557	70.31	1:42.802	3
9	88		5 Greg HOLLOWAY	AUS	Sinter LA12 - Scholar - SWB Motorsport	8	16:45.823	19.802	9.183	69.67	1:53.332	8

NOT CLASSIFIED

DNF	18		Max MARSHALL	GBR	Mygale M12 SJ - Mountune - JTR	7	14:50.110	1 Lap	1 Lap	68.88	1:42.032	3
DNF	4		Jack BARLOW	GBR	Mygale M12-SJ - Scholar - MBM Motorsport	7	14:50.436	1 Lap	0.326	68.86	1:42.803	3
DNF	24	S	Ovie IRORO	NIG	Mygale M12-SJ - Scholar - Richardson Racing	7	14:52.456	1 Lap	2.020	68.70	1:55.550	3
DNF	16	S	Ashley SUTTON	GBR	Mygale M12-SJ - Scholar - MBM Motorsport	3	5:05.697	5 Laps	4 Laps	85.96	1:39.690	3
DNF	20	S	Clay MITCHELL	GBR	Mygale M12-SJ - Mountune - JTR	3	8:59.413	5 Laps	3:53.716	48.71	1:45.707	2

FASTEST LAP

16	S	Ashley SUTTON	GBR	Mygale M12-SJ - Scholar - MBM Motorsport	3	1:39.690	87.87 mph	141.41 kph
6		Harrison SCOTT	GBR	Mygale M13 SJ - Swindon - Falcon Motorsport	3	1:40.271	87.36 mph	140.59 kph

*Car 94 - 5 second penalty - C1.1.6 - Flag / Light signal infringement

*Car 74 - 2 second penalty - C1.1.6 - Flag / Light signal infringement

Brands Hatch GP

Circuit Length = 2.4332 miles

Start: 14:45 Flag 15:01 End: 15:03

Weather / Track : Cloudy / Dry

These results are provisional until the conclusion of any judicial and technical matters.

Clerk Of Course :	Timekeeper :
-------------------	--------------

Results can be found at www.tsl-timing.com

Printed - 17:37 Saturday, 11 October 2014

2014 Dunlop MSA Formula Ford Championship of Great Britain

ROUND 28 - SECTOR ANALYSIS

SECTOR 1 = FL to I1, SECTOR 2 = I1 to I2, SECTOR 3 = I2 to FL, DIFF = Difference To Personal Best Lap

P1		6		Harrison SCOTT		Mygale M13 SJ - Swindon - Falcon Motorsport					
LAP	SECTOR 1		SECTOR 2		SECTOR 3		SPEED TRAP	LAP TIME	MPH	DIFF	TIME OF DAY
1 -		100.4	44.185	88.0	24.264	125.4	129.8	1:49.471	80.01	9.200	14:47:05.203
2 -	33.636	101.0	43.245	85.2	24.293	125.9	130.5	1:41.174 (3)	86.58	0.903	14:48:46.377
3 -	33.304	102.7	42.901	89.5	24.066	126.3	131.0	1:40.271 (1)	87.36		14:50:26.648
4 -	33.429	99.5	56.396	74.6	29.866	95.3	67.8	1:59.691	73.18	19.420	14:52:26.339
5 -	41.826	55.2	1:13.222	56.6	38.487	73.8	70.3	2:33.535	57.05	53.264	14:54:59.874
6 -	50.511	60.5	1:07.238	57.4	36.706	72.7	86.0	2:34.455	56.71	54.184	14:57:34.329
7 -	47.844	61.7	1:07.997	56.9	31.062	125.2	80.8	2:26.903	59.63	46.632	15:00:01.232
8 -	33.533	101.8	42.982	89.2	24.006	126.1	130.8	1:40.521 (2)	87.14	0.250	15:01:41.753

P2		11 S		Ricky COLLARD		Mygale M12-SJ - Swindon - Falcon Motorsport					
LAP	SECTOR 1		SECTOR 2		SECTOR 3		SPEED TRAP	LAP TIME	MPH	DIFF	TIME OF DAY
1 -		99.5	44.616	85.3	24.537	124.7	129.3	1:50.724	79.11	10.001	14:47:06.456
2 -	34.273	102.4	43.562	88.0	24.402	126.1	129.8	1:42.237 (3)	85.68	1.514	14:48:48.693
3 -	33.504	103.7	43.007	95.0	24.212	126.6	129.8	1:40.723 (1)	86.96		14:50:29.416
4 -	33.817	101.8	54.509	76.1	30.890	90.4	65.8	1:59.216	73.47	18.493	14:52:28.632
5 -	41.536	57.5	1:11.987	51.1	39.640	60.5	65.2	2:33.163	57.19	52.440	14:55:01.795
6 -	49.937	52.9	1:06.956	59.5	37.153	69.5	79.5	2:34.046	56.86	53.323	14:57:35.841
7 -	48.165	55.5	1:07.048	55.0	30.763	125.2	69.4	2:25.976	60.00	45.253	15:00:01.817
8 -	34.014	102.7	42.934	93.2	24.298	126.1	130.5	1:41.246 (2)	86.52	0.523	15:01:43.063

P3		26		Juan ROSSO		Mygale M13-SJ - Mountune - Radical Motorsport					
LAP	SECTOR 1		SECTOR 2		SECTOR 3		SPEED TRAP	LAP TIME	MPH	DIFF	TIME OF DAY
1 -		95.1	44.208	83.9	24.274	124.9	129.3	1:52.176	78.08	10.712	14:47:07.908
2 -	33.920	96.8	43.440	86.5	24.559	124.9	129.3	1:41.919 (3)	85.94	0.455	14:48:49.827
3 -	33.755	99.5	43.545	85.5	24.184	125.9	129.3	1:41.484 (2)	86.31	0.020	14:50:31.311
4 -	33.839	82.7	53.743	73.1	31.544	90.1	79.0	1:59.126	73.53	17.662	14:52:30.437
5 -	41.078	58.9	1:11.357	46.1	39.888	57.5	76.7	2:32.323	57.50	50.859	14:55:02.760
6 -	50.312	64.0	1:06.310	59.1	37.656	60.9	82.0	2:34.278	56.77	52.814	14:57:37.038
7 -	47.786	55.5	1:06.759	51.9	30.699	125.2	63.6	2:25.244	60.31	43.780	15:00:02.282
8 -	34.127	96.2	43.171	84.2	24.166	125.4	129.5	1:41.464 (1)	86.33		15:01:43.746

P4		2		Jayde KRUGER		Mygale M12 SJ - Mountune - JTR					
LAP	SECTOR 1		SECTOR 2		SECTOR 3		SPEED TRAP	LAP TIME	MPH	DIFF	TIME OF DAY
1 -		98.9	44.470	90.4	24.561	125.4	129.0	1:50.125	79.54	9.697	14:47:05.857
2 -	38.095	93.7	43.666	95.3	23.977	126.8	131.3	1:45.738 (3)	82.84	5.310	14:48:51.595
3 -	33.672	102.7	43.000	93.8	23.756	127.3	132.1	1:40.428 (1)	87.22		14:50:32.023
4 -	34.291	90.1	53.991	64.5	30.625	88.1	80.2	1:58.907	73.66	18.479	14:52:30.930
5 -	41.490	66.9	1:10.882	47.6	40.261	57.5	78.0	2:32.633	57.39	52.205	14:55:03.563
6 -	50.265	54.4	1:06.493	61.9	37.510	74.7	88.0	2:34.268	56.78	53.840	14:57:37.831
7 -	47.509	52.1	1:06.520	52.2	30.824	126.6	60.7	2:24.853	60.47	44.425	15:00:02.684
8 -	34.241	100.3	43.560	92.3	24.419	126.8	130.8	1:42.220 (2)	85.69	1.792	15:01:44.904

P5		74		James ABBOTT		Mygale M13-SJ - Mountune - Radical Motorsport					
LAP	SECTOR 1		SECTOR 2		SECTOR 3		SPEED TRAP	LAP TIME	MPH	DIFF	TIME OF DAY
1 -		98.2	44.944	84.5	24.521	126.3	126.8	1:54.281	76.65	12.481	14:47:10.013
2 -	34.464	92.6	45.513	90.3	24.219	126.3	128.3	1:44.196 (3)	84.07	2.396	14:48:54.209
3 -	33.402	100.6	44.335	87.2	24.063	125.4	130.3	1:41.800 (1)	86.04		14:50:36.009
4 -	34.736	88.6	51.978	69.8	31.389	83.0	88.0	1:58.103	74.17	16.303	14:52:34.112
5 -	40.638	57.5	1:09.432	51.7	41.036	54.0	61.5	2:31.106	57.97	49.306	14:55:05.218
6 -	50.701	50.4	1:05.930	63.2	38.375	64.2	98.6	2:35.006	56.51	53.206	14:57:40.224
7 -	46.587	55.3	1:06.111	54.4	30.289	124.5	63.8	2:22.987	61.26	41.187	15:00:03.211
8 -	33.962	101.3	43.595	89.2	24.276	126.8	130.3	1:41.833 (2)	86.02	0.033	15:01:45.044

P6		25 S		Louise RICHARDSON		Mygale M12-SJ - Mountune - Richardson Racing					
LAP	SECTOR 1		SECTOR 2		SECTOR 3		SPEED TRAP	LAP TIME	MPH	DIFF	TIME OF DAY
1 -		94.9	45.076	84.6	24.684	124.9	129.8	1:53.345	77.28	11.003	14:47:09.077
2 -	35.050	92.5	44.554	90.9	24.469	124.7	130.0	1:44.073 (3)	84.17	1.731	14:48:53.150

Weather / Track : Cloudy / Dry

Brands Hatch GP
Circuit Length = 2.4332 miles
Start: 14:45 Flag 15:01 End: 15:03

2014 Dunlop MSA Formula Ford Championship of Great Britain

ROUND 28 - SECTOR ANALYSIS

SECTOR 1 = FL to I1, SECTOR 2 = I1 to I2, SECTOR 3 = I2 to FL, DIFF = Difference To Personal Best Lap

3 -	34.108	97.6	44.139	92.8	24.095	126.3	129.8	1:42.342 (1)	85.59		14:50:35.492
4 -	34.338	91.4	51.785	69.7	30.791	86.1	94.2	1:56.914	74.92	14.572	14:52:32.406
5 -	41.300	67.3	1:10.086	50.5	40.322	55.2	80.5	2:31.708	57.74	49.366	14:55:04.114
6 -	50.662	50.6	1:05.996	60.6	38.096	69.5	79.0	2:34.754	56.60	52.412	14:57:38.868
7 -	47.167	53.4	1:06.454	55.5	30.783	124.2	61.6	2:24.404	60.66	42.062	15:00:03.272
8 -	35.188	100.9	43.717	92.8	24.454	125.9	131.3	1:43.359 (2)	84.75	1.017	15:01:46.631

P7	94 S	Michael O'BRIEN		Mygale M12-SJ - Scholar - MBM Motorsport							
LAP	SECTOR 1		SECTOR 2		SECTOR 3		SPEED TRAP	LAP TIME	MPH	DIFF	TIME OF DAY
1 -		84.4	46.128	79.0	24.842	124.5	128.0	1:56.246	75.35	13.444	14:47:11.978
2 -	34.458	98.1	44.331	83.0	24.752	123.8	129.0	1:43.541 (3)	84.60	0.739	14:48:55.519
3 -	34.141	100.6	43.919	86.1	24.742	124.0	128.5	1:42.802 (1)	85.21		14:50:38.321
4 -	34.076	97.3	51.127	74.0	32.150	82.3	92.6	1:57.353	74.64	14.551	14:52:35.674
5 -	40.498	54.7	1:09.138	50.1	40.243	52.5	58.5	2:29.879	58.44	47.077	14:55:05.553
6 -	51.858	46.7	1:08.690	79.4	34.893	63.4	123.1	2:35.441	56.35	52.639	14:57:40.994
7 -	47.287	48.7	1:06.574	54.5	29.298	124.5	60.1	2:23.159	61.18	40.357	15:00:04.153
8 -	34.563	97.3	44.152	90.6	24.504	124.9	128.8	1:43.219 (2)	84.86	0.417	15:01:47.372

P8	23 S	Chris MEALIN		Mygale M12-SJ - Swindon - Falcon Motorsport							
LAP	SECTOR 1		SECTOR 2		SECTOR 3		SPEED TRAP	LAP TIME	MPH	DIFF	TIME OF DAY
1 -		94.3	45.671	84.2	25.115	122.9	126.3	1:55.534	75.82	12.215	14:47:11.266
2 -	36.196	93.3	44.530	82.1	24.857	123.5	128.3	1:45.583 (3)	82.96	2.264	14:48:56.849
3 -	34.467	99.4	44.074	86.7	24.778	123.3	129.0	1:43.319 (1)	84.78		14:50:40.168
4 -	35.121	92.4	49.084	76.5	31.877	83.0	113.3	1:56.082	75.46	12.763	14:52:36.250
5 -	40.573	58.5	1:09.250	45.7	39.969	57.1	55.6	2:29.792	58.48	46.473	14:55:06.042
6 -	52.152	45.0	1:04.312	65.2	38.925	64.4	92.3	2:35.389	56.37	52.070	14:57:41.431
7 -	47.475	52.6	1:06.520	49.7	29.724	123.5	67.5	2:23.719	60.95	40.400	15:00:05.150
8 -	35.924	92.0	44.153	86.8	24.588	124.0	128.3	1:44.665 (2)	83.69	1.346	15:01:49.815

P9	88	Greg HOLLOWAY		Sinter LA12 - Scholar - SWB Motorsport							
LAP	SECTOR 1		SECTOR 2		SECTOR 3		SPEED TRAP	LAP TIME	MPH	DIFF	TIME OF DAY
1 -		82.6	50.641	76.6	26.734	114.3	108.9	2:06.049	69.49	12.717	14:47:21.781
2 -	36.948	91.9	50.843	79.0	26.715	109.6	117.7	1:54.506 (3)	76.50	1.174	14:49:16.287
3 -	36.432	91.3	48.666	81.6	28.545	87.9	115.5	1:53.643 (2)	77.08	0.311	14:51:09.930
4 -	39.002	84.6	53.126	74.4	28.553	102.7	104.0	2:00.681	72.58	7.349	14:53:10.611
5 -	37.689	91.4	50.777	79.5	31.230	64.1	106.8	1:59.696	73.18	6.364	14:55:10.307
6 -	51.088	42.2	1:03.920	64.6	38.220	58.5	68.0	2:33.228	57.16	39.896	14:57:43.535
7 -	47.882	54.5	1:06.081	74.4	30.725	113.1	66.7	2:24.688	60.54	31.356	15:00:08.223
8 -	37.556	78.3	49.665	83.8	26.111	115.9	119.6	1:53.332 (1)	77.29		15:02:01.555

P10	18	Max MARSHALL		Mygale M12 SJ - Mountune - JTR							
LAP	SECTOR 1		SECTOR 2		SECTOR 3		SPEED TRAP	LAP TIME	MPH	DIFF	TIME OF DAY
1 -		86.8	45.714	81.4	24.757	125.6	124.7	1:55.464 (3)	75.86	13.432	14:47:11.196
2 -	34.173	98.3	44.703	83.7	24.768	125.4	130.0	1:43.644 (2)	84.51	1.612	14:48:54.840
3 -	34.040	100.7	43.453	90.6	24.539	125.4	131.0	1:42.032 (1)	85.85		14:50:36.872
4 -	42.075	90.5	46.334	79.5	32.132	80.6	129.8	2:00.541	72.67	18.509	14:52:37.413
5 -	40.515	63.0	1:08.792	46.3	39.906	68.1	57.8	2:29.213	58.70	47.181	14:55:06.626
6 -	52.616	54.6	1:04.243	59.0	38.562	60.0	93.3	2:35.421	56.36	53.389	14:57:42.047
7 -	47.889	48.6	1:06.062	48.0	29.844	125.9	87.7	2:23.795	60.91	41.763	15:00:05.842

P11	4	Jack BARLOW		Mygale M12-SJ - Scholar - MBM Motorsport							
LAP	SECTOR 1		SECTOR 2		SECTOR 3		SPEED TRAP	LAP TIME	MPH	DIFF	TIME OF DAY
1 -		90.5	45.401	83.2	24.800	123.5	127.0	1:54.135 (3)	76.74	11.332	14:47:09.867
2 -	34.399	94.1	55.368	86.5	24.669	123.1	125.9	1:54.436	76.54	11.633	14:49:04.303
3 -	34.318	100.3	43.857	86.0	24.628	123.1	128.5	1:42.803 (1)	85.20		14:50:47.106
4 -	34.194	97.2	44.833	76.2	31.739	78.2	127.5	1:50.766 (2)	79.08	7.963	14:52:37.872
5 -	40.748	56.9	1:08.813	44.6	40.313	66.7	59.5	2:29.874	58.44	47.071	14:55:07.746
6 -	52.358	54.6	1:03.850	59.3	38.606	72.0	76.0	2:34.814	56.58	52.011	14:57:42.560
7 -	47.938	52.3	1:06.014	53.8	29.656	124.5	80.9	2:23.608	60.99	40.805	15:00:06.168

Weather / Track : Cloudy / Dry

Brands Hatch GP

Circuit Length = 2.4332 miles

Start: 14:45 Flag 15:01 End: 15:03

2014 Dunlop MSA Formula Ford Championship of Great Britain

ROUND 28 - SECTOR ANALYSIS

SECTOR 1 = FL to I1, SECTOR 2 = I1 to I2, SECTOR 3 = I2 to FL, DIFF = Difference To Personal Best Lap

P12		24 S		Ovie IRORO		Mygale M12-SJ - Scholar - Richardson Racing					
LAP	SECTOR 1		SECTOR 2		SECTOR 3		SPEED TRAP	LAP TIME	MPH	DIFF	TIME OF DAY
1 -		81.9	<i>48.761</i>	75.8	27.093	119.1	117.7	2:03.199	71.10	7.649	14:47:18.931
2 -	38.854	83.4	50.777	75.8	<i>26.915</i>	114.9	<i>124.7</i>	1:56.546 (2)	75.16	0.996	14:49:15.477
3 -	38.325	86.8	49.000	76.3	28.225	80.2	116.1	1:55.550 (1)	75.80		14:51:11.027
4 -	41.322	74.1	53.149	73.1	28.156	110.5	107.5	2:02.627	71.43	7.077	14:53:13.654
5 -	39.725	81.0	52.464	72.5	28.417	80.6	118.7	2:00.606 (3)	72.63	5.056	14:55:14.260
6 -	48.088	46.2	1:04.319	68.7	37.397	61.3	70.0	2:29.804	58.47	34.254	14:57:44.064
7 -	48.537	54.7	1:05.833	72.3	29.754	122.4	72.3	2:24.124	60.77	28.574	15:00:08.188

P13		16 S		Ashley SUTTON		Mygale M12-SJ - Scholar - MBM Motorsport					
LAP	SECTOR 1		SECTOR 2		SECTOR 3		SPEED TRAP	LAP TIME	MPH	DIFF	TIME OF DAY
1 -		99.7	43.008	87.4	23.957	126.1	130.5	1:46.207 (3)	82.47	6.517	14:47:01.939
2 -	33.310	<i>101.6</i>	<i>42.519</i>	<i>89.9</i>	23.971	125.4	131.0	1:39.800 (2)	87.77	0.110	14:48:41.739
3 -	33.149	100.9	42.651	89.4	<i>23.890</i>	<i>126.6</i>	<i>131.8</i>	1:39.690 (1)	87.87		14:50:21.429

P14		20 S		Clay MITCHELL		Mygale M12-SJ - Mountune - JTR					
LAP	SECTOR 1		SECTOR 2		SECTOR 3		SPEED TRAP	LAP TIME	MPH	DIFF	TIME OF DAY
1 -	OUTLAP	89.4	45.805	87.8	<i>25.268</i>	<i>123.3</i>	128.8	1:58.597	73.86	12.890	14:47:14.329
2 -	<i>35.082</i>	<i>99.1</i>	<i>45.014</i>	<i>89.9</i>	25.611	120.2	<i>130.3</i>	1:45.707 (1)	82.86		14:49:00.036
3 -	35.213	96.5	48.517	76.6	IN PIT		120.6	5:15.109 P	27.79	3:29.402	14:54:15.145

2014 Dunlop MSA Formula Ford Championship of Great Britain

ROUND 28 - BEST SPEEDS

POS	SECTOR 1			SECTOR 2			FINISH LINE			VMAX		
	NO	NAME	MPH	NO	NAME	MPH	NO	NAME	MPH	NO	NAME	MPH
1	11	COLLARD	103.7	2	KRUGER	95.3	2	KRUGER	127.3	2	KRUGER	132.1
2	2	KRUGER	102.7	11	COLLARD	95.0	74	ABBOTT	126.8	16	SUTTON	131.8
3	6	SCOTT	102.7	25	RICHARDSON	92.8	11	COLLARD	126.6	25	RICHARDSON	131.3
4	16	SUTTON	101.6	18	MARSHALL	90.6	16	SUTTON	126.6	6	SCOTT	131.0
5	74	ABBOTT	101.3	94	O'BRIEN	90.6	6	SCOTT	126.3	18	MARSHALL	131.0
6	25	RICHARDSON	100.9	74	ABBOTT	90.3	25	RICHARDSON	126.3	11	COLLARD	130.5
7	18	MARSHALL	100.7	16	SUTTON	89.9	18	MARSHALL	125.9	74	ABBOTT	130.3
8	94	O'BRIEN	100.6	20	MITCHELL	89.9	26	ROSSO	125.9	20	MITCHELL	130.3
9	4	BARLOW	100.3	6	SCOTT	89.5	94	O'BRIEN	124.9	26	ROSSO	129.5
10	26	ROSSO	99.5	23	MEALIN	86.8	4	BARLOW	124.5	23	MEALIN	129.0
11	23	MEALIN	99.4	4	BARLOW	86.5	23	MEALIN	124.0	94	O'BRIEN	129.0
12	20	MITCHELL	99.1	26	ROSSO	86.5	20	MITCHELL	123.3	4	BARLOW	128.5
13	88	HOLLOWAY	91.9	88	HOLLOWAY	83.8	24	IRORO	122.4	24	IRORO	124.7
14	24	IRORO	86.8	24	IRORO	76.3	88	HOLLOWAY	115.9	88	HOLLOWAY	119.6

Weather / Track : Cloudy / Dry

Results can be found at www.tsl-timing.com

Brands Hatch GP
Circuit Length = 2.4332 miles
Start: 14:45 Flag 15:01 End: 15:03

Printed - 15:03 Saturday, 11 October 2014

2014 Dunlop MSA Formula Ford Championship of Great Britain

ROUND 28 - BEST SECTORS

SECTOR 1			SECTOR 2			SECTOR 3			IDEAL / BEST COMPARISON						
POS	NO	NAME	TIME	NO	NAME	TIME	NO	NAME	TIME	POS	NO	NAME	IDEAL	BEST	DIFF
1	16	SUTTON	33.149	16	SUTTON	42.519	2	KRUGER	23.756				PERFECT LAP	1:39.424	
2	6	SCOTT	33.304	6	SCOTT	42.901	16	SUTTON	23.890	1	16	SUTTON	1:39.558	1:39.690	0.132
3	74	ABBOTT	33.402	11	COLLARD	42.934	6	SCOTT	24.006	2	6	SCOTT	1:40.211	1:40.271	0.060
4	11	COLLARD	33.504	2	KRUGER	43.000	74	ABBOTT	24.063	3	2	KRUGER	1:40.428	1:40.428	0.000
5	2	KRUGER	33.672	26	ROSSO	43.171	25	RICHARDSON	24.095	4	11	COLLARD	1:40.650	1:40.723	0.073
6	26	ROSSO	33.755	18	MARSHALL	43.453	26	ROSSO	24.166	5	74	ABBOTT	1:41.060	1:41.800	0.740
7	18	MARSHALL	34.040	74	ABBOTT	43.595	11	COLLARD	24.212	6	26	ROSSO	1:41.092	1:41.464	0.372
8	94	O'BRIEN	34.076	25	RICHARDSON	43.717	94	O'BRIEN	24.504	7	25	RICHARDSON	1:41.920	1:42.342	0.422
9	25	RICHARDSON	34.108	4	BARLOW	43.857	18	MARSHALL	24.539	8	18	MARSHALL	1:42.032	1:42.032	0.000
10	4	BARLOW	34.194	94	O'BRIEN	43.919	23	MEALIN	24.588	9	94	O'BRIEN	1:42.499	1:42.802	0.303
11	23	MEALIN	34.467	23	MEALIN	44.074	4	BARLOW	24.628	10	4	BARLOW	1:42.679	1:42.803	0.124
12	20	MITCHELL	35.082	20	MITCHELL	45.014	20	MITCHELL	25.268	11	23	MEALIN	1:43.129	1:43.319	0.190
13	88	HOLLOWAY	36.432	88	HOLLOWAY	48.666	88	HOLLOWAY	26.111	12	20	MITCHELL	1:45.364	1:45.707	0.343
14	24	IRORO	38.325	24	IRORO	48.761	24	IRORO	26.915	13	88	HOLLOWAY	1:51.209	1:53.332	2.123
										14	24	IRORO	1:54.001	1:55.550	1.549

Weather / Track : Cloudy / Dry

Results can be found at www.tsl-timing.com

Brands Hatch GP
 Circuit Length = 2.4332 miles
 Start: 14:45 Flag 15:01 End: 15:03

Printed - 15:03 Saturday, 11 October 2014

2014 Dunlop MSA Formula Ford Championship of Great Britain

ROUND 28 - LAP CHART

LAP 1 @ 14:47:01.939			LAP 2 @ 14:48:41.739			LAP 3 @ 14:50:21.429			LAP 4 @ 14:52:26.339			LAP 5 @ 14:54:59.874		
NO	BEHIND	LAP TIME	NO	BEHIND	LAP TIME	NO	BEHIND	LAP TIME	NO	BEHIND	LAP TIME	NO	BEHIND	LAP TIME
16		1:46.207	16		1:39.800	16		1:39.690	6		1:59.691	6		2:33.535
6	3.264	1:49.471	6	4.638	1:41.174	6	5.219	1:40.271	11	2.293	1:59.216	11	1.921	2:33.163
2	3.918	1:50.125	11	6.954	1:42.237	11	7.987	1:40.723	26	4.098	1:59.126	26	2.886	2:32.323
11	4.517	1:50.724	26	8.088	1:41.919	26	9.882	1:41.484	2	4.591	1:58.907	2	3.689	2:32.633
26	5.969	1:52.176	2	9.856	1:45.738	2	10.594	1:40.428	25	6.067	1:56.914	25	4.240	2:31.708
25	7.138	1:53.345	25	11.411	1:44.073	25	14.063	1:42.342	74	7.773	1:58.103	74	5.344	2:31.106
4	7.928	1:54.135	74	12.470	1:44.196	74	14.580	1:41.800	94	9.335	1:57.353	94	5.679	2:29.879
74	8.074	1:54.281	18	13.101	1:43.644	18	15.443	1:42.032	23	9.911	1:56.082	23	6.168	2:29.792
18	9.257	1:55.464	94	13.780	1:43.541	94	16.892	1:42.802	18	11.074	2:00.541	18	6.752	2:29.213
23	9.327	1:55.534	23	15.110	1:45.583	23	18.739	1:43.319	4	11.533	1:50.766	4	7.872	2:29.874
94	10.039	1:56.246	20	18.297	1:45.707	4	25.677	1:42.803	88	44.272	2:00.681	88	10.433	1:59.696
20	12.390	1:58.597	4	22.564	1:54.436	88	48.501	1:53.643	24	47.315	2:02.627	24	14.386	2:00.606
24	16.992	2:03.199	24	33.738	1:56.546	24	49.598	1:55.550	20	1 Lap	5:15.109 P			
88	19.842	2:06.049	88	34.548	1:54.506									

Weather / Track : Cloudy / Dry

2014 Dunlop MSA Formula Ford Championship of Great Britain

ROUND 28 - LAP CHART

LAP 6 @ 14:57:34.329			LAP 7 @ 15:00:01.232			LAP 8 @ 15:01:41.753		
NO	BEHIND	LAP TIME	NO	BEHIND	LAP TIME	NO	BEHIND	LAP TIME
6		2:34.455	6		2:26.903	6		1:40.521
11	1.512	2:34.046	11	0.585	2:25.976	11	1.310	1:41.246
26	2.709	2:34.278	26	1.050	2:25.244	26	1.993	1:41.464
2	3.502	2:34.268	2	1.452	2:24.853	2	3.151	1:42.220
25	4.539	2:34.754	74	1.979	2:22.987	74	3.291	1:41.833
74	5.895	2:35.006	25	2.040	2:24.404	25	4.878	1:43.359
94	6.665	2:35.441	94	2.921	2:23.159	94	5.619	1:43.219
23	7.102	2:35.389	23	3.918	2:23.719	23	8.062	1:44.665
18	7.718	2:35.421	18	4.610	2:23.795	88	19.802	1:53.332
4	8.231	2:34.814	4	4.936	2:23.608			
88	9.206	2:33.228	24	6.956	2:24.124			
24	9.735	2:29.804	88	6.991	2:24.688			

Weather / Track : Cloudy / Dry

Results can be found at www.tsl-timing.com

Page 2 of 2

Brands Hatch GP
Circuit Length = 2.4332 miles
Start: 14:45 Flag 15:01 End: 15:03

Printed - 15:04 Saturday, 11 October 2014

2014 Dunlop MSA Formula Ford Championship of Great Britain
ROUND 28 - POSITION CHART

No	Name	Lap								
		Pos	1	2	3	4	5	6	7	8
16	SUTTON	1	16	16	16	6	6	6	6	6
6	SCOTT	2	6	6	6	11	11	11	11	11
11	COLLARD	3	2	11	11	26	26	26	26	26
18	MARSHALL	4	11	26	26	2	2	2	2	2
74	ABBOTT	5	26	2	2	25	25	25	74	74
2	KRUGER	6	25	25	25	74	74	74	25	25
26	ROSSO	7	4	74	74	94	94	94	94	94
25	RICHARDSON	8	74	18	18	23	23	23	23	23
94	O'BRIEN	9	18	94	94	18	18	18	18	88
4	BARLOW	10	23	23	23	4	4	4	4	
23	MEALIN	11	94	20	4	88	88	88	24	
20	MITCHELL	12	20	4	88	24	24	24	88	
88	HOLLOWAY	13	24	24	24					
24	IRORO	14	88	88	20					

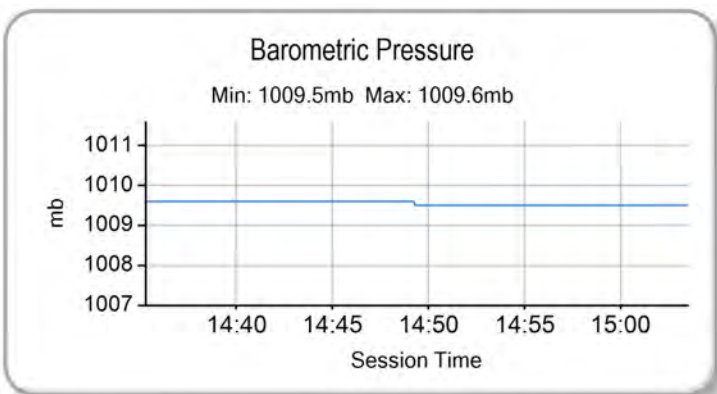
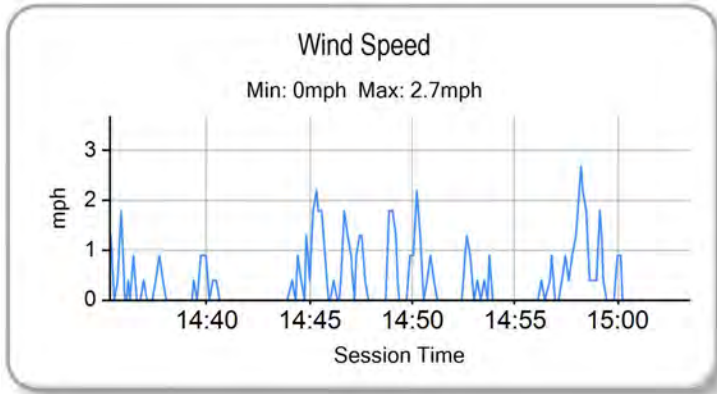
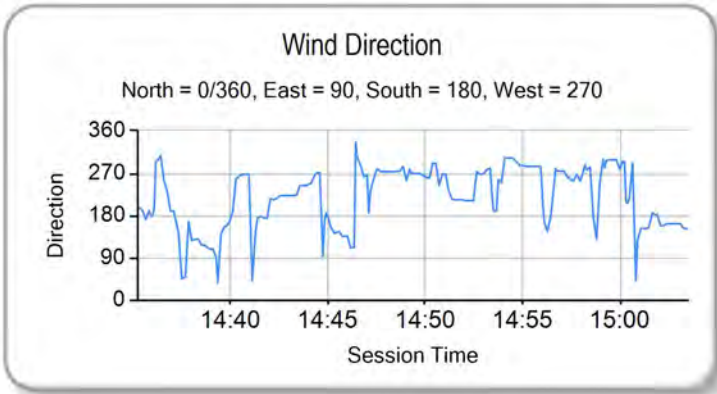
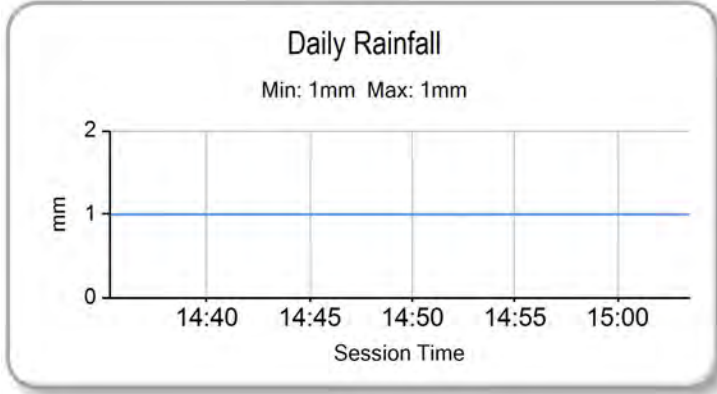
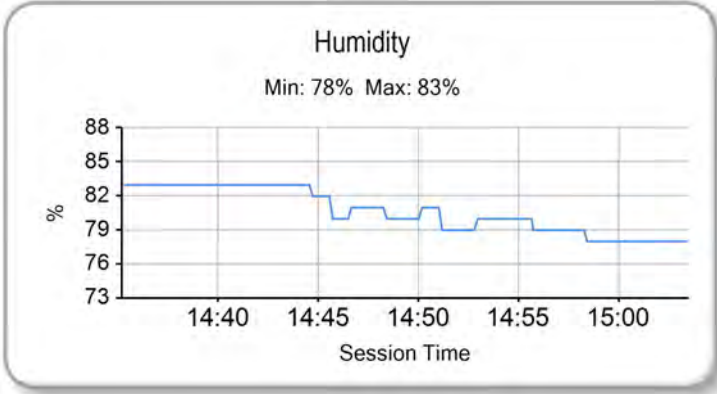
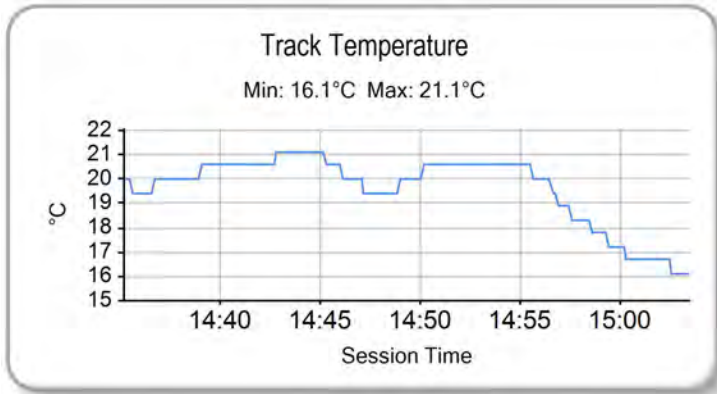
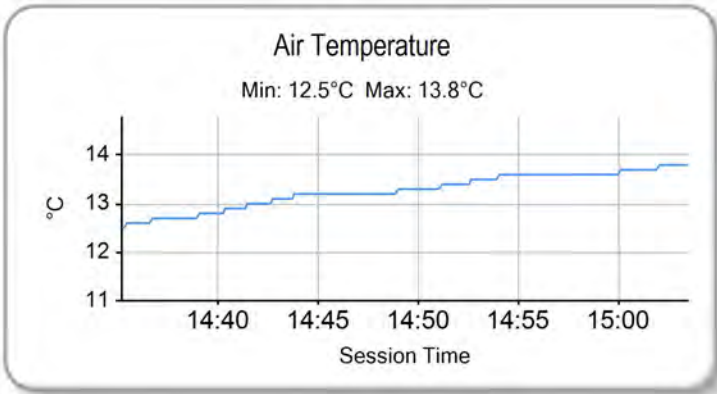
Weather / Track : Cloudy / Dry

Results can be found at www.tsl-timing.com

Brands Hatch GP
 Circuit Length = 2.4332 miles
 Start: 14:45 Flag 15:01 End: 15:03

Printed - 15:04 Saturday, 11 October 2014

2014 Dunlop MSA Formula Ford Championship of Great Britain
ROUND 28 - WEATHER CONDITIONS



Weather / Track : Cloudy / Dry

Results can be found at www.tsl-timing.com

Brands Hatch GP
 Circuit Length = 2.4332 miles
 Start: 14:45 Flag 15:01 End: 15:03

Printed - 15:05 Saturday, 11 October 2014



2014 Dunlop MSA Formula Ford Championship of Great Britain
ROUND 29 - GRID - AMENDED

ROW 7	13	16 Ashley SUTTON	14	20 Clay MITCHELL
ROW 6	11	4 Jack BARLOW	12	24 Ovie IRORO
ROW 5	9	88 Greg HOLLOWAY	10	18 Max MARSHALL
ROW 4	7	23 Chris MEALIN	8	94 Michael O'BRIEN
ROW 3	5	25 Louise RICHARDSON	6	74 James ABBOTT
ROW 2	3	11 Ricky COLLARD	4	6 Harrison SCOTT
ROW 1	1	2 Jayde KRUGER Pole	2	26 Juan ROSSO

Brands Hatch GP
 Circuit Length = 2.4332 miles

These results are provisional until the conclusion of any judicial and technical matters.

Clerk Of Course :		Timekeeper :
-------------------	--	--------------

Results can be found at www.tsl-timing.com

Printed - 17:39 Saturday, 11 October 2014





2014 Dunlop MSA Formula Ford Championship of Great Britain

ROUND 29 - CLASSIFICATION

POS	NO	CL	PIC NAME	NAT	ENTRY	LAPS	TIME	GAP	DIFF	MPH	BEST	ON
1	2		1 Jayde KRUGER	RSA	Mygale M12-SJ - Mountune - JTR	13	20:54.863			90.74	1:33.384	13
2	18		2 Max MARSHALL	GBR	Mygale M12-SJ - Mountune - JTR	13	21:12.727	17.864	17.864	89.47	1:35.770	8
3	16	S	1 Ashley SUTTON	GBR	Mygale M12-SJ - Scholar - MBM Motorsport	13	21:19.879	25.016	7.152	88.97	1:33.241	13
4	94	S	2 Michael O'BRIEN	GBR	Mygale M12-SJ - Scholar - MBM Motorsport	13	21:24.374	29.511	4.495	88.66	1:34.997	13
5	11	S	3 Ricky COLLARD	GBR	Mygale M12-SJ - Swindon - Falcon Motorsport	13	21:26.668	31.805	2.294	88.50	1:35.449	12
6	20	S	4 Clay MITCHELL	GBR	Mygale M12-SJ - Mountune - JTR	13	21:31.242	36.379	4.574	88.19	1:36.066	13
7	26		3 Juan ROSSO	ARG	Mygale M13-SJ - Mountune - Radical Motorsport	13	21:46.166	51.303	14.924	87.18	1:35.474	13
8	74		4 James ABBOTT	GBR	Mygale M13-SJ - Mountune - Radical Motorsport	13	21:48.017	53.154	1.851	87.06	1:35.537	13
9	4		5 Jack BARLOW	GBR	Mygale M12-SJ - Scholar - MBM Motorsport	13	21:50.383	55.520	2.366	86.90	1:35.663	12
10	25	S	5 Louise RICHARDSON	GBR	Mygale M12-SJ - Mountune - Richardson Racing	13	21:53.954	59.091	3.571	86.66	1:34.601	13
11	23	S	6 Chris MEALIN	GBR	Mygale M12-SJ - Swindon - Falcon Motorsport	13	22:19.842	1:24.979	25.888	84.99	1:38.791	13
12	88		6 Greg HOLLOWAY	AUS	Sinter LA12 - Scholar - SWB Motorsport	13	22:22.078	1:27.215	2.236	84.85	1:38.134	12

NOT CLASSIFIED

DNF	6		Harrison SCOTT	GBR	Mygale M13 SJ - Swindon - Falcon Motorsport	1	1:43.941	12 Laps	12 Laps	84.27	1:43.941	1
-----	---	--	----------------	-----	---	---	----------	---------	---------	-------	----------	---

FASTEST LAP

16	S	Ashley SUTTON	GBR	Mygale M12-SJ - Scholar - MBM Motorsport	13	1:33.241	93.94 mph	151.19 kph
2		Jayde KRUGER	RSA	Mygale M12 SJ - Mountune - JTR	13	1:33.384	93.80 mph	150.96 kph

Weather / Track : Cloudy / Dry

These results are provisional until the conclusion of any judicial and technical matters.

Brands Hatch GP

Circuit Length = 2.4332 miles

Start: 10:04 Flag 10:25 End: 10:27

Clerk Of Course :

Timekeeper :

Results can be found at www.tsl-timing.com

Printed - 10:28 Sunday, 12 October 2014

2014 Dunlop MSA Formula Ford Championship of Great Britain

ROUND 29 - SECTOR ANALYSIS

SECTOR 1 = FL to I1, SECTOR 2 = I1 to I2, SECTOR 3 = I2 to FL, DIFF = Difference To Personal Best Lap

P1	2	Jayde KRUGER		Mygale M12 SJ - Mountune - JTR							
LAP	SECTOR 1	SECTOR 2	SECTOR 3	SPEED TRAP	LAP TIME	MPH	DIFF	TIME OF DAY			
1 -		107.5	42.594	90.6	24.457	122.9	131.0	1:43.971	84.25	10.587	10:06:27.756
2 -	33.120	108.2	42.473	89.9	24.097	126.3	132.3	1:39.690	87.87	6.306	10:08:07.446
3 -	31.707	108.2	42.323	89.9	24.185	125.6	132.6	1:38.215	89.19	4.831	10:09:45.661
4 -	31.504	108.9	42.061	89.0	23.959	125.9	132.8	1:37.524	89.82	4.140	10:11:23.185
5 -	30.998	107.3	41.992	91.5	23.723	126.3	132.1	1:36.713	90.57	3.329	10:12:59.898
6 -	30.867	109.2	41.699	90.5	23.497	126.6	132.3	1:36.063	91.18	2.679	10:14:35.961
7 -	30.360	109.8	41.335	92.0	23.525	125.6	132.6	1:35.220	91.99	1.836	10:16:11.181
8 -	30.006	110.7	41.645	92.4	23.553	126.6	132.6	1:35.204	92.01	1.820	10:17:46.385
9 -	30.205	108.9	41.573	92.6	23.621	126.1	132.6	1:35.399	91.82	2.015	10:19:21.784
10 -	30.150	110.1	41.150	93.3	23.478	126.1	133.1	1:34.778	92.42	1.394	10:20:56.562
11 -	29.914	110.1	41.122	92.6	23.384	126.8	132.6	1:34.420 (3)	92.77	1.036	10:22:30.982
12 -	30.105	110.7	40.801	94.6	23.376	127.3	133.4	1:34.282 (2)	92.91	0.898	10:24:05.264
13 -	29.660	110.5	40.373	93.8	23.351	126.3	133.1	1:33.384 (1)	93.80		10:25:38.648

P2	18	Max MARSHALL		Mygale M12 SJ - Mountune - JTR							
LAP	SECTOR 1	SECTOR 2	SECTOR 3	SPEED TRAP	LAP TIME	MPH	DIFF	TIME OF DAY			
1 -		106.8	42.423	90.5	25.187	119.6	130.8	1:46.724	82.07	10.954	10:06:30.509
2 -	31.982	104.5	42.617	88.0	24.477	123.8	130.8	1:39.076	88.41	3.306	10:08:09.585
3 -	31.575	106.8	42.750	89.8	24.250	123.3	130.8	1:38.575	88.86	2.805	10:09:48.160
4 -	31.675	106.6	42.485	85.9	24.239	123.8	131.0	1:38.399	89.02	2.629	10:11:26.559
5 -	31.411	103.8	42.418	87.3	24.285	123.8	130.3	1:38.114	89.28	2.344	10:13:04.673
6 -	31.079	106.5	42.474	88.1	23.961	125.2	130.8	1:37.514	89.83	1.744	10:14:42.187
7 -	30.585	105.8	41.867	87.1	23.878	124.9	131.0	1:36.330	90.93	0.560	10:16:18.517
8 -	30.338	106.1	41.781	88.0	23.651	125.2	131.5	1:35.770 (1)	91.46		10:17:54.287
9 -	30.416	106.6	41.590	89.9	24.354	123.8	131.3	1:36.360	90.90	0.590	10:19:30.647
10 -	30.507	103.4	41.859	88.7	23.802	124.9	131.3	1:36.168	91.08	0.398	10:21:06.815
11 -	30.488	107.5	41.675	90.9	25.295	119.6	131.3	1:37.458	89.88	1.688	10:22:44.273
12 -	30.786	107.2	41.521	85.7	23.784	126.1	131.8	1:36.091 (2)	91.16	0.321	10:24:20.364
13 -	30.301	105.0	41.676	87.6	24.171	124.0	131.3	1:36.148 (3)	91.10	0.378	10:25:56.512

P3	16 S	Ashley SUTTON		Mygale M12-SJ - Scholar - MBM Motorsport							
LAP	SECTOR 1	SECTOR 2	SECTOR 3	SPEED TRAP	LAP TIME	MPH	DIFF	TIME OF DAY			
1 -		101.5	45.456	82.3	25.363	125.9	125.4	1:53.215	77.37	19.974	10:06:37.000
2 -	33.816	104.0	43.250	77.7	25.778	126.8	133.1	1:42.844	85.17	9.603	10:08:19.844
3 -	33.444	107.3	43.468	83.6	24.687	126.1	129.8	1:41.599	86.21	8.358	10:10:01.443
4 -	32.017	109.4	42.426	82.0	25.153	124.9	133.1	1:39.596	87.95	6.355	10:11:41.039
5 -	31.850	110.9	42.173	83.0	24.781	125.9	132.6	1:38.804	88.65	5.563	10:13:19.843
6 -	31.504	110.1	41.634	86.3	24.305	126.8	133.1	1:37.443	89.89	4.202	10:14:57.286
7 -	31.103	110.0	41.206	89.4	23.881	127.5	133.4	1:36.190	91.06	2.949	10:16:33.476
8 -	30.686	111.4	41.263	86.7	24.753	126.1	134.2	1:36.702	90.58	3.461	10:18:10.178
9 -	30.559	111.2	41.053	89.2	24.276	125.6	134.7	1:35.888	91.35	2.647	10:19:46.066
10 -	30.342	111.6	40.861	89.4	24.332	125.2	132.1	1:35.535	91.69	2.294	10:21:21.601
11 -	30.285	111.8	40.530	89.3	24.030	126.1	133.1	1:34.845 (3)	92.35	1.604	10:22:56.446
12 -	30.199	111.4	40.070	91.5	23.708	126.8	133.6	1:33.977 (2)	93.21	0.736	10:24:30.423
13 -	29.658	112.5	39.987	90.1	23.596	127.8	134.2	1:33.241 (1)	93.94		10:26:03.664

P4	94 S	Michael O'BRIEN		Mygale M12-SJ - Scholar - MBM Motorsport							
LAP	SECTOR 1	SECTOR 2	SECTOR 3	SPEED TRAP	LAP TIME	MPH	DIFF	TIME OF DAY			
1 -		95.7	45.683	80.7	26.400	121.7	128.0	1:54.535	76.48	19.538	10:06:38.320
2 -	32.878	104.5	43.085	79.2	25.410	122.9	130.8	1:41.373	86.41	6.376	10:08:19.693
3 -	33.190	106.3	42.810	87.9	24.341	124.0	130.8	1:40.341	87.30	5.344	10:10:00.034
4 -	31.316	107.3	42.618	91.1	24.368	123.5	130.5	1:38.302	89.11	3.305	10:11:38.336
5 -	31.248	108.0	42.335	87.4	24.300	123.1	130.3	1:37.883	89.49	2.886	10:13:16.219
6 -	31.377	106.3	42.606	77.6	24.519	124.0	131.0	1:38.502	88.93	3.505	10:14:54.721
7 -	30.890	108.0	41.215	92.0	24.038	122.6	130.8	1:36.143 (3)	91.11	1.146	10:16:30.864
8 -	30.978	107.3	42.095	90.1	23.728	123.8	130.0	1:36.801	90.49	1.804	10:18:07.665
9 -	30.825	107.0	42.734	88.0	24.159	122.6	131.3	1:37.718	89.64	2.721	10:19:45.383
10 -	30.412	107.7	42.078	92.3	23.894	124.5	122.2	1:36.384	90.88	1.387	10:21:21.767
11 -	30.936	109.1	41.348	94.1	23.935	123.8	130.8	1:36.219	91.04	1.222	10:22:57.986

Weather / Track : Cloudy / Dry

Brands Hatch GP

Circuit Length = 2.4332 miles

Start: 10:04 Flag 10:25 End: 10:27

2014 Dunlop MSA Formula Ford Championship of Great Britain

ROUND 29 - SECTOR ANALYSIS

SECTOR 1 = FL to I1, SECTOR 2 = I1 to I2, SECTOR 3 = I2 to FL, DIFF = Difference To Personal Best Lap

12 -	30.239	108.2	<i>41.089</i>	90.9	23.848	123.5	<i>131.3</i>	1:35.176 (2)	92.03	0.179	10:24:33.162
13 -	<i>30.025</i>	108.9	41.163	91.1	23.809	124.0	<i>131.3</i>	1:34.997 (1)	92.21		10:26:08.159

P5		11 S		Ricky COLLARD		Mygale M12-SJ - Swindon - Falcon Motorsport					
LAP	SECTOR 1	SECTOR 2	SECTOR 3	SPEED TRAP	LAP TIME	MPH	DIFF	TIME OF DAY			
1 -		103.2	44.814	84.7	25.504	123.8	129.8	1:49.976	79.65	14.527	10:06:33.761
2 -	33.359	104.8	44.263	83.0	25.154	125.2	130.5	1:42.776	85.23	7.327	10:08:16.537
3 -	32.547	109.2	42.642	84.7	24.654	125.4	131.5	1:39.843	87.73	4.394	10:09:56.380
4 -	31.977	108.9	42.570	83.5	25.101	124.5	131.5	1:39.648	87.90	4.199	10:11:36.028
5 -	31.376	110.1	42.497	82.4	25.095	124.0	131.0	1:38.968	88.51	3.519	10:13:14.996
6 -	32.018	101.0	42.845	86.9	24.423	126.1	129.5	1:39.286	88.22	3.837	10:14:54.282
7 -	31.550	110.3	41.890	88.8	24.521	124.9	131.3	1:37.961	89.42	2.512	10:16:32.243
8 -	30.973	<i>110.7</i>	41.960	90.0	24.344	124.9	131.8	1:37.277	90.05	1.828	10:18:09.520
9 -	30.891	110.5	42.033	87.7	24.120	126.1	127.8	1:37.044	90.26	1.595	10:19:46.564
10 -	31.165	110.0	41.290	89.2	24.112	126.1	132.6	1:36.567	90.71	1.118	10:21:23.131
11 -	30.957	109.1	40.963	87.6	24.113	126.1	132.1	1:36.033 (3)	91.21	0.584	10:22:59.164
12 -	30.944	110.0	<i>40.961</i>	<i>90.8</i>	<i>23.544</i>	<i>127.3</i>	132.3	1:35.449 (1)	91.77		10:24:34.613
13 -	<i>30.345</i>	<i>110.7</i>	41.040	87.8	24.455	114.7	<i>132.6</i>	1:35.840 (2)	91.40	0.391	10:26:10.453

P6		20 S		Clay MITCHELL		Mygale M12-SJ - Mountune - JTR					
LAP	SECTOR 1	SECTOR 2	SECTOR 3	SPEED TRAP	LAP TIME	MPH	DIFF	TIME OF DAY			
1 -		96.4	45.730	78.4	26.658	121.1	130.5	1:55.110	76.09	19.044	10:06:38.895
2 -	32.803	103.5	43.095	85.9	25.077	123.5	131.5	1:40.975	86.75	4.909	10:08:19.870
3 -	32.598	105.3	42.913	93.0	24.119	124.0	130.3	1:39.630	87.92	3.564	10:09:59.500
4 -	31.522	103.2	42.497	91.9	24.414	123.8	131.0	1:38.433	88.99	2.367	10:11:37.933
5 -	30.848	108.0	42.661	90.8	24.081	123.3	130.5	1:37.590	89.76	1.524	10:13:15.523
6 -	31.400	106.6	42.175	<i>97.5</i>	24.205	123.3	131.0	1:37.780	89.58	1.714	10:14:53.303
7 -	30.952	107.8	41.871	93.5	23.793	123.3	131.0	1:36.616	90.66	0.550	10:16:29.919
8 -	30.777	107.0	42.743	93.4	23.680	122.9	130.8	1:37.200	90.12	1.134	10:18:07.119
9 -	31.364	104.6	42.374	91.8	27.167	108.5	130.5	1:40.905	86.81	4.839	10:19:48.024
10 -	31.104	107.5	<i>41.545</i>	92.0	23.733	<i>124.9</i>	<i>131.8</i>	1:36.382 (3)	90.88	0.316	10:21:24.406
11 -	30.910	106.0	43.761	92.5	23.803	124.5	130.0	1:38.474	88.95	2.408	10:23:02.880
12 -	30.996	108.0	41.590	90.8	<i>23.495</i>	<i>124.9</i>	<i>131.8</i>	1:36.081 (2)	91.17	0.015	10:24:38.961
13 -	<i>30.460</i>	<i>108.5</i>	41.713	91.8	23.893	118.9	131.3	1:36.066 (1)	91.18		10:26:15.027

P7		26		Juan ROSSO		Mygale M13-SJ - Mountune - Radical Motorsport					
LAP	SECTOR 1	SECTOR 2	SECTOR 3	SPEED TRAP	LAP TIME	MPH	DIFF	TIME OF DAY			
1 -		96.9	45.340	75.5	25.976	122.4	129.3	1:51.605	78.48	16.131	10:06:35.390
2 -	34.325	99.8	43.947	78.3	25.867	122.9	130.3	1:44.139	84.11	8.665	10:08:19.529
3 -	33.727	99.8	44.124	79.1	25.563	123.3	<i>131.8</i>	1:43.414	84.70	7.940	10:10:02.943
4 -	32.788	96.8	43.695	78.4	25.175	124.2	130.8	1:41.658	86.16	6.184	10:11:44.601
5 -	32.241	102.4	42.853	77.7	25.732	122.2	131.0	1:40.826	86.88	5.352	10:13:25.427
6 -	32.395	105.1	43.073	79.6	25.520	123.8	130.5	1:40.988	86.74	5.514	10:15:06.415
7 -	32.124	106.5	43.000	79.2	25.172	124.2	130.8	1:40.296	87.33	4.822	10:16:46.711
8 -	31.934	106.1	42.012	86.1	24.619	125.6	130.5	1:38.565	88.87	3.091	10:18:25.276
9 -	31.364	108.9	41.996	81.4	25.206	124.2	130.8	1:38.566	88.87	3.092	10:20:03.842
10 -	31.345	107.5	41.734	83.2	24.202	126.6	131.3	1:37.281	90.04	1.807	10:21:41.123
11 -	31.008	108.5	41.471	83.9	24.525	125.9	131.3	1:37.004 (3)	90.30	1.530	10:23:18.127
12 -	31.192	109.1	41.252	83.2	23.906	<i>127.0</i>	131.0	1:36.350 (2)	90.91	0.876	10:24:54.477
13 -	<i>30.883</i>	<i>109.2</i>	<i>40.723</i>	<i>86.3</i>	<i>23.868</i>	125.6	130.8	1:35.474 (1)	91.75		10:26:29.951

P8		74		James ABBOTT		Mygale M13-SJ - Mountune - Radical Motorsport					
LAP	SECTOR 1	SECTOR 2	SECTOR 3	SPEED TRAP	LAP TIME	MPH	DIFF	TIME OF DAY			
1 -		100.0	45.873	78.3	27.146	120.2	130.0	1:55.213	76.03	19.676	10:06:38.998
2 -	34.821	97.9	44.691	84.7	25.959	122.6	130.0	1:45.471	83.05	9.934	10:08:24.469
3 -	33.820	102.9	43.697	87.2	25.510	123.1	131.8	1:43.027	85.02	7.490	10:10:07.496
4 -	33.235	107.2	44.597	85.1	26.001	121.5	131.8	1:43.833	84.36	8.296	10:11:51.329
5 -	32.883	104.5	42.682	88.3	25.174	124.7	131.8	1:40.739	86.95	5.202	10:13:32.068
6 -	31.668	107.5	42.511	90.0	25.025	124.5	131.3	1:39.204	88.30	3.667	10:15:11.272
7 -	32.105	107.2	42.203	89.1	24.383	125.4	132.8	1:38.691	88.76	3.154	10:16:49.963
8 -	31.380	107.5	42.060	<i>90.5</i>	24.676	125.9	132.3	1:38.116	89.28	2.579	10:18:28.079

Weather / Track : Cloudy / Dry

Brands Hatch GP

Circuit Length = 2.4332 miles

Start: 10:04 Flag 10:25 End: 10:27

2014 Dunlop MSA Formula Ford Championship of Great Britain

ROUND 29 - SECTOR ANALYSIS

SECTOR 1 = FL to I1, SECTOR 2 = I1 to I2, SECTOR 3 = I2 to FL, DIFF = Difference To Personal Best Lap

9 -	31.466	107.8	41.480	84.6	24.900	123.8	132.6	1:37.846	89.52	2.309	10:20:05.925
10 -	31.321	107.8	41.193	88.3	24.047	125.9	133.1	1:36.561 (3)	90.71	1.024	10:21:42.486
11 -	31.685	108.4	41.010	87.3	24.737	124.7	133.4	1:37.432	89.90	1.895	10:23:19.918
12 -	30.887	109.6	41.368	88.7	24.092	126.8	133.4	1:36.347 (2)	90.91	0.810	10:24:56.265
13 -	30.627	109.8	40.529	89.5	24.381	123.1	133.9	1:35.537 (1)	91.69		10:26:31.802

P9		4		Jack BARLOW		Mygale M12-SJ - Scholar - MBM Motorsport					
LAP	SECTOR 1	SECTOR 2	SECTOR 3	SPEED TRAP	LAP TIME	MPH	DIFF	TIME OF DAY			
1 -		96.2	46.551	76.1	26.442	122.2	127.0	1:55.558	75.80	19.895	10:06:39.343
2 -	34.503	101.8	45.429	78.3	25.772	122.6	128.8	1:45.704	82.87	10.041	10:08:25.047
3 -	33.670	102.7	43.856	79.0	25.166	123.8	130.8	1:42.692	85.30	7.029	10:10:07.739
4 -	33.139	105.8	45.660	52.3	26.075	121.5	128.8	1:44.874	83.52	9.211	10:11:52.613
5 -	32.035	105.0	43.297	81.5	25.078	122.9	131.0	1:40.410	87.24	4.747	10:13:33.023
6 -	31.545	104.8	42.664	82.3	26.055	118.7	130.5	1:40.264	87.36	4.601	10:15:13.287
7 -	32.356	107.0	42.442	83.4	25.086	123.1	130.8	1:39.884	87.70	4.221	10:16:53.171
8 -	31.209	107.3	42.050	84.4	24.865	122.6	130.8	1:38.124	89.27	2.461	10:18:31.295
9 -	31.270	107.8	42.045	88.4	24.543	123.5	130.5	1:37.858	89.51	2.195	10:20:09.153
10 -	30.922	108.4	41.758	88.4	24.670	123.1	130.8	1:37.350	89.98	1.687	10:21:46.503
11 -	30.742	107.8	41.250	88.4	24.266	124.0	131.0	1:36.258 (3)	91.00	0.595	10:23:22.761
12 -	30.562	108.2	40.885	89.3	24.216	124.2	131.0	1:35.663 (1)	91.56		10:24:58.424
13 -	30.342	108.2	41.397	87.8	24.005	124.7	130.8	1:35.744 (2)	91.49	0.081	10:26:34.168

P10		25 S		Louise RICHARDSON		Mygale M12-SJ - Mountune - Richardson Racing					
LAP	SECTOR 1	SECTOR 2	SECTOR 3	SPEED TRAP	LAP TIME	MPH	DIFF	TIME OF DAY			
1 -		100.3	1:07.862	75.3	26.619	120.4	125.2	2:15.893	64.46	41.292	10:06:59.678
2 -	34.374	91.4	44.469	78.3	25.595	122.4	128.8	1:44.438	83.87	9.837	10:08:44.116
3 -	32.672	105.0	43.659	81.3	25.516	122.2	129.8	1:41.847	86.00	7.246	10:10:25.963
4 -	32.033	108.2	42.270	82.0	25.230	123.5	130.0	1:39.533	88.00	4.932	10:12:05.496
5 -	31.404	108.2	44.183	53.1	25.168	125.2	131.5	1:40.755	86.94	6.154	10:13:46.251
6 -	31.133	109.1	41.832	80.1	25.063	125.6	131.8	1:38.028	89.36	3.427	10:15:24.279
7 -	31.259	108.2	43.893	77.6	25.078	124.9	132.8	1:40.230	87.39	5.629	10:17:04.509
8 -	30.881	108.4	41.178	82.7	24.786	123.8	131.8	1:36.845	90.45	2.244	10:18:41.354
9 -	30.479	108.4	40.752	87.7	24.547	122.6	131.8	1:35.778	91.45	1.177	10:20:17.132
10 -	30.369	109.8	40.574	89.9	24.678	123.8	131.3	1:35.621	91.61	1.020	10:21:52.753
11 -	30.035	109.2	40.499	91.4	24.831	120.2	132.3	1:35.365 (3)	91.85	0.764	10:23:28.118
12 -	30.445	110.0	40.572	89.0	24.003	125.4	132.1	1:35.020 (2)	92.18	0.419	10:25:03.138
13 -	29.865	110.3	39.996	88.0	24.740	122.4	132.6	1:34.601 (1)	92.59		10:26:37.739

P11		23 S		Chris MEALIN		Mygale M12-SJ - Swindon - Falcon Motorsport					
LAP	SECTOR 1	SECTOR 2	SECTOR 3	SPEED TRAP	LAP TIME	MPH	DIFF	TIME OF DAY			
1 -		96.6	46.596	73.4	27.646	119.4	120.4	1:55.474	75.85	16.683	10:06:39.259
2 -	35.155	98.3	45.779	77.9	26.286	120.9	129.5	1:47.220	81.69	8.429	10:08:26.479
3 -	34.357	101.3	44.968	78.9	26.149	121.5	129.8	1:45.474	83.05	6.683	10:10:11.953
4 -	33.791	100.3	45.447	77.4	25.974	122.0	129.3	1:45.212	83.25	6.421	10:11:57.165
5 -	33.403	100.3	44.317	80.1	25.745	122.0	129.5	1:43.465	84.66	4.674	10:13:40.630
6 -	32.396	106.8	43.758	80.9	25.783	122.2	129.8	1:41.937	85.93	3.146	10:15:22.567
7 -	32.607	107.0	43.958	83.7	25.540	122.9	129.8	1:42.105	85.79	3.314	10:17:04.672
8 -	31.665	106.6	42.819	84.0	25.586	121.7	130.5	1:40.070	87.53	1.279	10:18:44.742
9 -	32.160	108.0	43.633	81.8	25.514	122.2	130.3	1:41.307	86.46	2.516	10:20:26.049
10 -	32.002	107.0	42.446	83.6	25.466	122.0	130.3	1:39.914 (3)	87.67	1.123	10:22:05.963
11 -	31.979	107.3	42.746	85.5	25.216	122.2	130.3	1:39.941	87.65	1.150	10:23:45.904
12 -	31.835	107.0	42.355	85.0	24.742	122.4	130.3	1:38.932 (2)	88.54	0.141	10:25:24.836
13 -	31.051	107.3	42.307	85.9	25.433	119.4	130.0	1:38.791 (1)	88.67		10:27:03.627

P12		88		Greg HOLLOWAY		Sinter LA12 - Scholar - SWB Motorsport					
LAP	SECTOR 1	SECTOR 2	SECTOR 3	SPEED TRAP	LAP TIME	MPH	DIFF	TIME OF DAY			
1 -								1:56.282	75.33	18.148	10:06:40.067
2 -								1:46.806	82.01	8.672	10:08:26.873
3 -								1:45.389	83.11	7.255	10:10:12.262
4 -								1:45.270	83.21	7.136	10:11:57.532
5 -								1:44.150	84.10	6.016	10:13:41.682

Weather / Track : Cloudy / Dry

Brands Hatch GP

Circuit Length = 2.4332 miles

Start: 10:04 Flag 10:25 End: 10:27

2014 Dunlop MSA Formula Ford Championship of Great Britain

ROUND 29 - SECTOR ANALYSIS

SECTOR 1 = FL to I1, SECTOR 2 = I1 to I2, SECTOR 3 = I2 to FL, DIFF = Difference To Personal Best Lap

6 -	1:42.428	85.52	4.294	10:15:24.110
7 -	1:41.656	86.17	3.522	10:17:05.766
8 -	1:41.472	86.32	3.338	10:18:47.238
9 -	1:40.987	86.74	2.853	10:20:28.225
10 -	1:40.009 (3)	87.59	1.875	10:22:08.234
11 -	1:39.071 (2)	88.41	0.937	10:23:47.305
12 -	1:38.134 (1)	89.26		10:25:25.439
13 -	1:40.424	87.22	2.290	10:27:05.863

P13		6		Harrison SCOTT		Mygale M13 SJ - Swindon - Falcon Motorsport				
LAP	SECTOR 1	SECTOR 2		SECTOR 3		SPEED TRAP	LAP TIME	MPH	DIFF	TIME OF DAY
1 -	106.0	42.131	88.5	23.732	125.4	131.5	1:43.941 (1)	84.27		10:06:27.726

2014 Dunlop MSA Formula Ford Championship of Great Britain

ROUND 29 - BEST SPEEDS

POS	SECTOR 1			SECTOR 2			FINISH LINE			VMAX		
	NO	NAME	MPH	NO	NAME	MPH	NO	NAME	MPH	NO	NAME	MPH
1	16	SUTTON	112.5	20	MITCHELL	97.5	16	SUTTON	127.8	16	SUTTON	134.7
2	2	KRUGER	110.7	2	KRUGER	94.6	2	KRUGER	127.3	74	ABBOTT	133.9
3	11	COLLARD	110.7	94	O'BRIEN	94.1	11	COLLARD	127.3	2	KRUGER	133.4
4	25	RICHARDSON	110.3	16	SUTTON	91.5	26	ROSSO	127.0	25	RICHARDSON	132.8
5	74	ABBOTT	109.8	25	RICHARDSON	91.4	74	ABBOTT	126.8	11	COLLARD	132.6
6	26	ROSSO	109.2	18	MARSHALL	90.9	18	MARSHALL	126.1	18	MARSHALL	131.8
7	94	O'BRIEN	109.1	11	COLLARD	90.8	25	RICHARDSON	125.6	26	ROSSO	131.8
8	20	MITCHELL	108.5	74	ABBOTT	90.5	6	SCOTT	125.4	20	MITCHELL	131.8
9	4	BARLOW	108.4	4	BARLOW	89.3	20	MITCHELL	124.9	6	SCOTT	131.5
10	23	MEALIN	108.0	6	SCOTT	88.5	4	BARLOW	124.7	94	O'BRIEN	131.3
11	18	MARSHALL	107.5	26	ROSSO	86.3	94	O'BRIEN	124.5	4	BARLOW	131.0
12	6	SCOTT	106.0	23	MEALIN	85.9	23	MEALIN	122.9	23	MEALIN	130.5
13												

Weather / Track : Cloudy / Dry

Results can be found at www.tsl-timing.com

Brands Hatch GP
Circuit Length = 2.4332 miles
Start: 10:04 Flag 10:25 End: 10:27
Printed - 10:27 Sunday, 12 October 2014

2014 Dunlop MSA Formula Ford Championship of Great Britain

ROUND 29 - BEST SECTORS

SECTOR 1			SECTOR 2			SECTOR 3			IDEAL / BEST COMPARISON						
POS	NO	NAME	TIME	NO	NAME	TIME	NO	NAME	TIME	POS	NO	NAME	IDEAL	BEST	DIFF
1	16	SUTTON	29.658	16	SUTTON	39.987	2	KRUGER	23.351				PERFECT LAP	1:32.996	
2	2	KRUGER	29.660	25	RICHARDSON	39.996	20	MITCHELL	23.495	1	16	SUTTON	1:33.241	1:33.241	0.000
3	25	RICHARDSON	29.865	2	KRUGER	40.373	11	COLLARD	23.544	2	2	KRUGER	1:33.384	1:33.384	0.000
4	94	O'BRIEN	30.025	74	ABBOTT	40.529	16	SUTTON	23.596	3	25	RICHARDSON	1:33.864	1:34.601	0.737
5	18	MARSHALL	30.301	26	ROSSO	40.723	18	MARSHALL	23.651	4	94	O'BRIEN	1:34.842	1:34.997	0.155
6	4	BARLOW	30.342	4	BARLOW	40.885	94	O'BRIEN	23.728	5	11	COLLARD	1:34.850	1:35.449	0.599
7	11	COLLARD	30.345	11	COLLARD	40.961	6	SCOTT	23.732	6	74	ABBOTT	1:35.203	1:35.537	0.334
8	20	MITCHELL	30.460	94	O'BRIEN	41.089	26	ROSSO	23.868	7	4	BARLOW	1:35.232	1:35.663	0.431
9	74	ABBOTT	30.627	18	MARSHALL	41.521	25	RICHARDSON	24.003	8	18	MARSHALL	1:35.473	1:35.770	0.297
10	26	ROSSO	30.883	20	MITCHELL	41.545	4	BARLOW	24.005	9	26	ROSSO	1:35.474	1:35.474	0.000
11	23	MEALIN	31.051	6	SCOTT	42.131	74	ABBOTT	24.047	10	20	MITCHELL	1:35.500	1:36.066	0.566
12				23	MEALIN	42.307	23	MEALIN	24.742	11	23	MEALIN	1:38.100	1:38.791	0.691
13										12	88	HOLLOWAY		1:38.134	
										13	6	SCOTT		1:43.941	

Weather / Track : Cloudy / Dry

Results can be found at www.tsl-timing.com

Brands Hatch GP
 Circuit Length = 2.4332 miles
 Start: 10:04 Flag 10:25 End: 10:27

Printed - 10:27 Sunday, 12 October 2014

2014 Dunlop MSA Formula Ford Championship of Great Britain

ROUND 29 - LAP CHART

LAP 1 @ 10:06:27.726			LAP 2 @ 10:08:07.446			LAP 3 @ 10:09:45.661			LAP 4 @ 10:11:23.185			LAP 5 @ 10:12:59.898		
NO	BEHIND	LAP TIME	NO	BEHIND	LAP TIME	NO	BEHIND	LAP TIME	NO	BEHIND	LAP TIME	NO	BEHIND	LAP TIME
6		1:43.941	2		1:39.690	2		1:38.215	2		1:37.524	2		1:36.713
2	0.030	1:43.971	18	2.139	1:39.076	18	2.499	1:38.575	18	3.374	1:38.399	18	4.775	1:38.114
18	2.783	1:46.724	11	9.091	1:42.776	11	10.719	1:39.843	11	12.843	1:39.648	11	15.098	1:38.968
11	6.035	1:49.976	26	12.083	1:44.139	20	13.839	1:39.630	20	14.748	1:38.433	20	15.625	1:37.590
26	7.664	1:51.605	94	12.247	1:41.373	94	14.373	1:40.341	94	15.151	1:38.302	94	16.321	1:37.883
16	9.274	1:53.215	16	12.398	1:42.844	16	15.782	1:41.599	16	17.854	1:39.596	16	19.945	1:38.804
94	10.594	1:54.535	20	12.424	1:40.975	26	17.282	1:43.414	26	21.416	1:41.658	26	25.529	1:40.826
20	11.169	1:55.110	74	17.023	1:45.471	74	21.835	1:43.027	74	28.144	1:43.833	74	32.170	1:40.739
74	11.272	1:55.213	4	17.601	1:45.704	4	22.078	1:42.692	4	29.428	1:44.874	4	33.125	1:40.410
23	11.533	1:55.474	23	19.033	1:47.220	23	26.292	1:45.474	23	33.980	1:45.212	23	40.732	1:43.465
4	11.617	1:55.558	88	19.427	1:46.806	88	26.601	1:45.389	88	34.347	1:45.270	88	41.784	1:44.150
88	12.341	1:56.282	25	36.670	1:44.438	25	40.302	1:41.847	25	42.311	1:39.533	25	46.353	1:40.755
25	31.952	2:15.893												

Weather / Track : Cloudy / Dry

2014 Dunlop MSA Formula Ford Championship of Great Britain

ROUND 29 - LAP CHART

LAP 6 @ 10:14:35.961			LAP 7 @ 10:16:11.181			LAP 8 @ 10:17:46.385			LAP 9 @ 10:19:21.784			LAP 10 @ 10:20:56.562		
NO	BEHIND	LAP TIME	NO	BEHIND	LAP TIME	NO	BEHIND	LAP TIME	NO	BEHIND	LAP TIME	NO	BEHIND	LAP TIME
2		1:36.063	2		1:35.220	2		1:35.204	2		1:35.399	2		1:34.778
18	6.226	1:37.514	18	7.336	1:36.330	18	7.902	1:35.770	18	8.863	1:36.360	18	10.253	1:36.168
20	17.342	1:37.780	20	18.738	1:36.616	20	20.734	1:37.200	94	23.599	1:37.718	16	25.039	1:35.535
11	18.321	1:39.286	94	19.683	1:36.143	94	21.280	1:36.801	16	24.282	1:35.888	94	25.205	1:36.384
94	18.760	1:38.502	11	21.062	1:37.961	11	23.135	1:37.277	11	24.780	1:37.044	11	26.569	1:36.567
16	21.325	1:37.443	16	22.295	1:36.190	16	23.793	1:36.702	20	26.240	1:40.905	20	27.844	1:36.382
26	30.454	1:40.988	26	35.530	1:40.296	26	38.891	1:38.565	26	42.058	1:38.566	26	44.561	1:37.281
74	35.311	1:39.204	74	38.782	1:38.691	74	41.694	1:38.116	74	44.141	1:37.846	74	45.924	1:36.561
4	37.326	1:40.264	4	41.990	1:39.884	4	44.910	1:38.124	4	47.369	1:37.858	4	49.941	1:37.350
23	46.606	1:41.937	25	53.328	1:40.230	25	54.969	1:36.845	25	55.348	1:35.778	25	56.191	1:35.621
88	48.149	1:42.428	23	53.491	1:42.105	23	58.357	1:40.070	23	1:04.265	1:41.307	23	1:09.401	1:39.914
25	48.318	1:38.028	88	54.585	1:41.656	88	1:00.853	1:41.472	88	1:06.441	1:40.987	88	1:11.672	1:40.009

Weather / Track : Cloudy / Dry

Results can be found at www.tsl-timing.com

Page 2 of 3

Brands Hatch GP
 Circuit Length = 2.4332 miles
 Start: 10:04 Flag 10:25 End: 10:27

Printed - 10:28 Sunday, 12 October 2014

2014 Dunlop MSA Formula Ford Championship of Great Britain

ROUND 29 - LAP CHART

LAP 11 @ 10:22:30.982			LAP 12 @ 10:24:05.264			LAP 13 @ 10:25:38.648		
NO	BEHIND	LAP TIME	NO	BEHIND	LAP TIME	NO	BEHIND	LAP TIME
2		1:34.420	2		1:34.282	2		1:33.384
18	13.291	1:37.458	18	15.100	1:36.091	18	17.864	1:36.148
16	25.464	1:34.845	16	25.159	1:33.977	16	25.016	1:33.241
94	27.004	1:36.219	94	27.898	1:35.176	94	29.511	1:34.997
11	28.182	1:36.033	11	29.349	1:35.449	11	31.805	1:35.840
20	31.898	1:38.474	20	33.697	1:36.081	20	36.379	1:36.066
26	47.145	1:37.004	26	49.213	1:36.350	26	51.303	1:35.474
74	48.936	1:37.432	74	51.001	1:36.347	74	53.154	1:35.537
4	51.779	1:36.258	4	53.160	1:35.663	4	55.520	1:35.744
25	57.136	1:35.365	25	57.874	1:35.020	25	59.091	1:34.601
23	1:14.922	1:39.941	23	1:19.572	1:38.932	23	1:24.979	1:38.791
88	1:16.323	1:39.071	88	1:20.175	1:38.134	88	1:27.215	1:40.424

Weather / Track : Cloudy / Dry

Results can be found at www.tsl-timing.com

Page 3 of 3

Brands Hatch GP
Circuit Length = 2.4332 miles
Start: 10:04 Flag 10:25 End: 10:27

Printed - 10:28 Sunday, 12 October 2014

2014 Dunlop MSA Formula Ford Championship of Great Britain

ROUND 29 - POSITION CHART

No	Name	Lap													
		Pos	1	2	3	4	5	6	7	8	9	10	11	12	13
2	KRUGER	1	6	2	2	2	2	2	2	2	2	2	2	2	2
26	ROSSO	2	2	18	18	18	18	18	18	18	18	18	18	18	18
11	COLLARD	3	18	11	11	11	11	20	20	20	94	16	16	16	16
6	SCOTT	4	11	26	20	20	20	11	94	94	16	94	94	94	94
25	RICHARDSON	5	26	94	94	94	94	94	11	11	11	11	11	11	11
74	ABBOTT	6	16	16	16	16	16	16	16	16	20	20	20	20	20
23	MEALIN	7	94	20	26	26	26	26	26	26	26	26	26	26	26
94	O'BRIEN	8	20	74	74	74	74	74	74	74	74	74	74	74	74
88	HOLLOWAY	9	74	4	4	4	4	4	4	4	4	4	4	4	4
18	MARSHALL	10	23	23	23	23	23	23	25	25	25	25	25	25	25
4	BARLOW	11	4	88	88	88	88	88	23	23	23	23	23	23	23
16	SUTTON	12	88	25	25	25	25	25	88	88	88	88	88	88	88
20	MITCHELL	13	25												

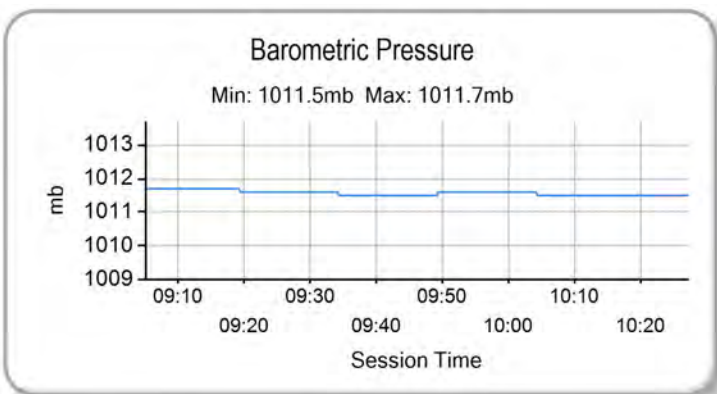
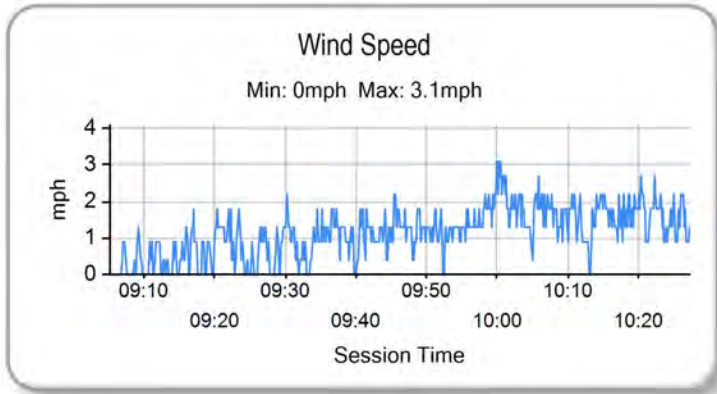
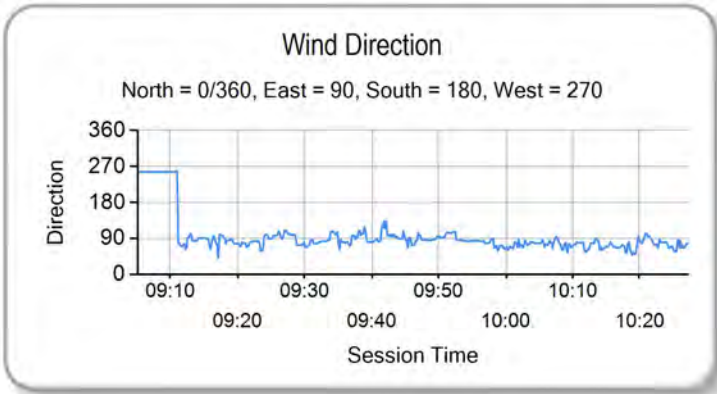
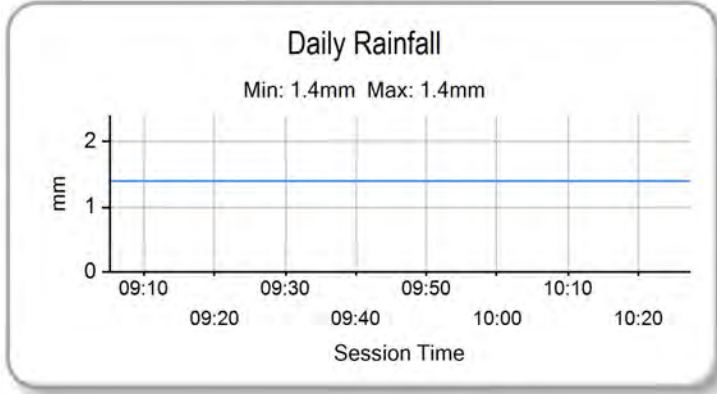
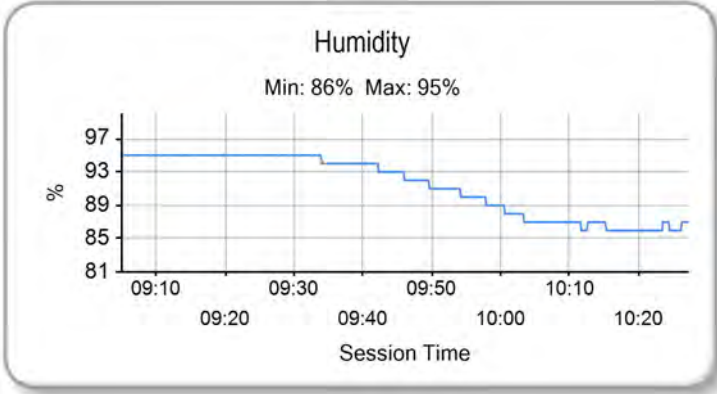
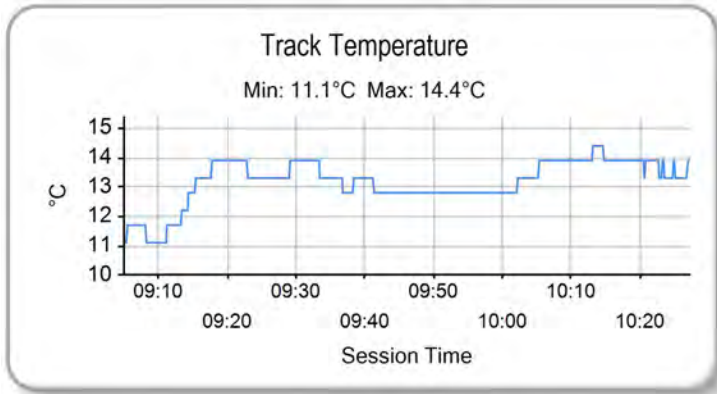
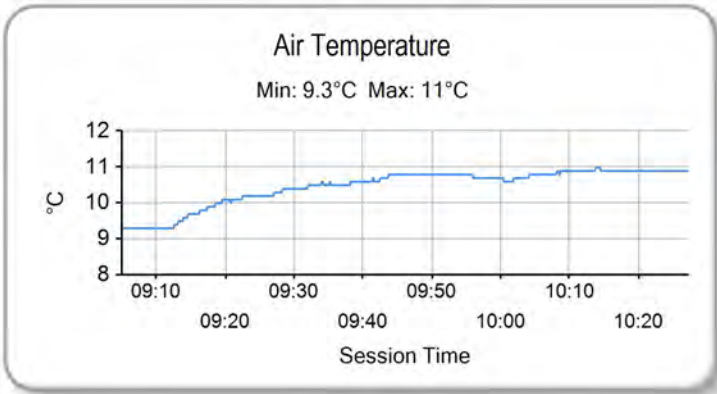
Weather / Track : Cloudy / Dry

Results can be found at www.tsl-timing.com

Brands Hatch GP
 Circuit Length = 2.4332 miles
 Start: 10:04 Flag 10:25 End: 10:27

Printed - 10:28 Sunday, 12 October 2014

2014 Dunlop MSA Formula Ford Championship of Great Britain
ROUND 29 - WEATHER CONDITIONS



Weather / Track : Cloudy / Dry

Results can be found at www.tsl-timing.com

Brands Hatch GP
 Circuit Length = 2.4332 miles
 Start: 10:04 Flag 10:25 End: 10:27

Printed - 10:29 Sunday, 12 October 2014



2014 Dunlop MSA Formula Ford Championship of Great Britain

ROUND 30 - CLASSIFICATION

POS	NO	CL	PIC NAME	NAT	ENTRY	LAPS	TIME	GAP	DIFF	MPH	BEST	ON
1	6		1 Harrison SCOTT	GBR	Mygale M13 SJ - Swindon - Falcon Motorsport	13	18:57.085			100.14	1:26.009	7
2	16	S	1 Ashley SUTTON	GBR	Mygale M12-SJ - Scholar - MBM Motorsport	13	18:57.637	0.552	0.552	100.10	1:25.951	6
3	11	S	2 Ricky COLLARD	GBR	Mygale M12-SJ - Swindon - Falcon Motorsport	13	19:07.106	10.021	9.469	99.27	1:26.638	5
4	26		2 Juan ROSSO	ARG	Mygale M13-SJ - Mountune - Radical Motorsport	13	19:07.796	10.711	0.690	99.21	1:26.489	5
5	18		3 Max MARSHALL	GBR	Mygale M12 SJ - Mountune - JTR	13	19:09.504	12.419	1.708	99.06	1:26.495	5
6	74		4 James ABBOTT	GBR	Mygale M13-SJ - Mountune - Radical Motorsport	13	19:09.678	12.593	0.174	99.05	1:26.686	5
7	25	S	3 Louise RICHARDSON	GBR	Mygale M12-SJ - Mountune - Richardson Racing	13	19:18.813	21.728	9.135	98.27	1:27.206	4
8	2		5 Jayde KRUGER	RSA	Mygale M12 SJ - Mountune - JTR	13	19:19.930	22.845	1.117	98.17	1:26.800	4
9	23	S	4 Chris MEALIN	GBR	Mygale M12-SJ - Swindon - Falcon Motorsport	13	19:21.245	24.160	1.315	98.06	1:27.375	7
10	4		6 Jack BARLOW	GBR	Mygale M12-SJ - Scholar - MBM Motorsport	13	19:34.251	37.166	13.006	96.97	1:27.487	8
11	94	S	5 Michael O'BRIEN	GBR	Mygale M12-SJ - Scholar - MBM Motorsport	13	19:42.575	45.490	8.324	96.29	1:28.043	7
12	88		7 Greg HOLLOWAY	AUS	Sinter LA12 - Scholar - SWB Motorsport	12	19:08.248	1 Lap	1 Lap	91.54	1:32.536	4
13	20	S	6 Clay MITCHELL	GBR	Mygale M12-SJ - Mountune - JTR	12	19:23.325	1 Lap	15.077	90.35	1:29.589	9

FASTEST LAP

16	S	Ashley SUTTON	GBR	Mygale M12-SJ - Scholar - MBM Motorsport	6	1:25.951	101.91 mph	164.01 kph
6		Harrison SCOTT	GBR	Mygale M13 SJ - Swindon - Falcon Motorsport	7	1:26.009	101.84 mph	163.90 kph

Weather / Track : Cloudy / Dry

These results are provisional until the conclusion of any judicial and technical matters.

Brands Hatch GP

Circuit Length = 2.4332 miles

Start: 15:58 Flag 16:17 End: 16:18

Clerk Of Course :

Timekeeper :

Results can be found at www.tsl-timing.com

Printed - 16:20 Sunday, 12 October 2014

2014 Dunlop MSA Formula Ford Championship of Great Britain

ROUND 30 - SECTOR ANALYSIS

SECTOR 1 = FL to I1, SECTOR 2 = I1 to I2, SECTOR 3 = I2 to FL, DIFF = Difference To Personal Best Lap

P1		6		Harrison SCOTT		Mygale M13 SJ - Swindon - Falcon Motorsport					
LAP	SECTOR 1	SECTOR 2	SECTOR 3	SPEED TRAP	LAP TIME	MPH	DIFF	TIME OF DAY			
1 -		110.5	38.971	93.0	21.619	<i>129.3</i>	132.8	1:33.081	94.10	7.072	16:00:09.666
2 -	28.489	111.4	38.371	103.5	21.139	127.5	<i>134.2</i>	1:27.999	99.54	1.990	16:01:37.665
3 -	27.591	111.6	38.128	103.7	20.935	127.3	132.8	1:26.654	101.08	0.645	16:03:04.319
4 -	27.408	111.8	38.065	105.1	20.916	128.0	131.8	1:26.389	101.39	0.380	16:04:30.708
5 -	27.350	111.8	38.056	105.0	20.861	128.0	132.3	1:26.267	101.54	0.258	16:05:56.975
6 -	27.333	<i>112.0</i>	37.937	105.5	20.796	128.0	132.3	1:26.066 (3)	101.78	0.057	16:07:23.041
7 -	27.327	111.6	37.956	<i>108.5</i>	<i>20.726</i>	127.3	132.3	1:26.009 (1)	101.84		16:08:49.050
8 -	27.335	111.8	<i>37.929</i>	107.3	20.746	127.8	132.6	1:26.010 (2)	101.84	0.001	16:10:15.060
9 -	<i>27.322</i>	111.6	38.185	107.7	20.831	127.3	132.3	1:26.338	101.45	0.329	16:11:41.398
10 -	27.635	111.6	38.145	105.6	20.899	127.3	132.1	1:26.679	101.06	0.670	16:13:08.077
11 -	27.828	111.4	38.606	105.1	20.973	127.5	132.3	1:27.407	100.21	1.398	16:14:35.484
12 -	27.893	110.9	38.554	106.5	21.248	126.1	131.8	1:27.695	99.88	1.686	16:16:03.179
13 -	29.381	105.8	39.517	100.7	21.593	125.2	132.3	1:30.491	96.80	4.482	16:17:33.670

P2		16 S		Ashley SUTTON		Mygale M12-SJ - Scholar - MBM Motorsport					
LAP	SECTOR 1	SECTOR 2	SECTOR 3	SPEED TRAP	LAP TIME	MPH	DIFF	TIME OF DAY			
1 -		111.4	39.436	96.9	21.805	128.3	132.6	1:33.014	94.17	7.063	16:00:09.599
2 -	28.249	111.2	39.086	101.9	21.197	129.3	133.4	1:28.532	98.94	2.581	16:01:38.131
3 -	27.756	112.4	38.201	103.2	20.878	129.8	<i>135.2</i>	1:26.835	100.87	0.884	16:03:04.966
4 -	27.427	<i>113.1</i>	38.117	103.2	20.870	130.3	134.7	1:26.414	101.37	0.463	16:04:31.380
5 -	27.374	112.9	38.187	103.5	20.925	<i>130.5</i>	<i>135.2</i>	1:26.486	101.28	0.535	16:05:57.866
6 -	<i>27.319</i>	<i>113.1</i>	<i>37.841</i>	104.5	20.791	<i>130.5</i>	135.0	1:25.951 (1)	101.91		16:07:23.817
7 -	27.338	112.9	38.066	104.5	20.772	130.0	134.7	1:26.176 (3)	101.65	0.225	16:08:49.993
8 -	27.425	112.7	37.912	104.3	<i>20.674</i>	<i>130.5</i>	135.0	1:26.011 (2)	101.84	0.060	16:10:16.004
9 -	27.354	<i>113.1</i>	38.180	<i>106.3</i>	20.821	129.5	134.7	1:26.355	101.43	0.404	16:11:42.359
10 -	27.415	112.9	38.127	104.6	20.909	129.8	135.0	1:26.451	101.32	0.500	16:13:08.810
11 -	27.663	112.4	38.496	104.0	20.898	130.3	134.4	1:27.057	100.62	1.106	16:14:35.867
12 -	27.952	111.6	38.736	104.2	21.133	129.3	135.0	1:27.821	99.74	1.870	16:16:03.688
13 -	29.340	107.7	39.571	101.8	21.623	127.0	134.7	1:30.534	96.75	4.583	16:17:34.222

P3		11 S		Ricky COLLARD		Mygale M12-SJ - Swindon - Falcon Motorsport					
LAP	SECTOR 1	SECTOR 2	SECTOR 3	SPEED TRAP	LAP TIME	MPH	DIFF	TIME OF DAY			
1 -		107.8	39.765	93.4	21.396	128.5	132.6	1:35.978	91.26	9.340	16:00:12.563
2 -	28.058	108.7	38.844	100.3	21.071	128.5	<i>132.8</i>	1:27.973	99.57	1.335	16:01:40.536
3 -	27.710	110.9	38.689	101.6	21.057	127.8	132.1	1:27.456	100.16	0.818	16:03:07.992
4 -	27.402	110.5	38.424	104.5	20.816	128.8	132.1	1:26.642 (2)	101.10	0.004	16:04:34.634
5 -	27.440	<i>111.1</i>	<i>38.390</i>	105.0	<i>20.808</i>	<i>129.3</i>	132.3	1:26.638 (1)	101.10		16:06:01.272
6 -	27.427	110.5	38.664	104.8	20.910	128.5	132.1	1:27.001	100.68	0.363	16:07:28.273
7 -	27.429	110.7	38.521	104.0	20.847	128.5	132.1	1:26.797 (3)	100.92	0.159	16:08:55.070
8 -	<i>27.400</i>	110.0	38.574	<i>106.0</i>	20.880	128.3	132.1	1:26.854	100.85	0.216	16:10:21.924
9 -	27.451	110.3	38.434	104.6	20.984	127.8	132.3	1:26.869	100.83	0.231	16:11:48.793
10 -	27.782	109.4	38.999	105.0	21.026	127.8	130.0	1:27.807	99.76	1.169	16:13:16.600
11 -	27.593	110.0	38.722	103.8	21.177	127.8	132.1	1:27.492	100.12	0.854	16:14:44.092
12 -	27.934	109.2	39.235	104.3	21.332	127.8	131.8	1:28.501	98.98	1.863	16:16:12.593
13 -	28.825	108.4	39.963	96.6	22.310	124.9	131.0	1:31.098	96.15	4.460	16:17:43.691

P4		26		Juan ROSSO		Mygale M13-SJ - Mountune - Radical Motorsport					
LAP	SECTOR 1	SECTOR 2	SECTOR 3	SPEED TRAP	LAP TIME	MPH	DIFF	TIME OF DAY			
1 -		107.3	39.238	96.2	21.316	130.0	131.5	1:35.237	91.97	8.748	16:00:11.822
2 -	28.509	107.8	38.603	102.7	21.164	129.5	132.8	1:28.276	99.23	1.787	16:01:40.098
3 -	27.869	110.0	38.464	101.3	20.918	129.0	132.3	1:27.251	100.39	0.762	16:03:07.349
4 -	27.732	<i>110.7</i>	<i>38.099</i>	104.0	20.822	130.5	132.6	1:26.653 (2)	101.09	0.164	16:04:34.002
5 -	<i>27.570</i>	110.5	38.188	<i>106.5</i>	<i>20.731</i>	130.3	132.8	1:26.489 (1)	101.28		16:06:00.491
6 -	27.703	110.3	38.403	104.3	20.946	130.3	133.1	1:27.052	100.62	0.563	16:07:27.543
7 -	27.693	110.3	38.123	103.8	21.062	128.8	132.3	1:26.878	100.82	0.389	16:08:54.421
8 -	27.753	109.2	38.106	102.6	20.986	129.5	<i>133.4</i>	1:26.845 (3)	100.86	0.356	16:10:21.266
9 -	27.670	110.1	38.246	104.3	20.936	<i>130.8</i>	<i>133.4</i>	1:26.852	100.85	0.363	16:11:48.118
10 -	28.470	106.3	39.361	103.8	21.377	128.0	132.8	1:29.208	98.19	2.719	16:13:17.326
11 -	27.944	109.2	39.099	100.1	21.137	128.8	131.8	1:28.180	99.34	1.691	16:14:45.506

Weather / Track : Cloudy / Dry

Brands Hatch GP

Circuit Length = 2.4332 miles

Start: 15:58 Flag 16:17 End: 16:18

2014 Dunlop MSA Formula Ford Championship of Great Britain

ROUND 30 - SECTOR ANALYSIS

SECTOR 1 = FL to I1, SECTOR 2 = I1 to I2, SECTOR 3 = I2 to FL, DIFF = Difference To Personal Best Lap

12 -	28.217	107.7	38.762	104.3	21.096	129.3	132.1	1:28.075	99.45	1.586	16:16:13.581
13 -	29.266	105.3	39.802	99.1	21.732	126.3	132.1	1:30.800	96.47	4.311	16:17:44.381

P5		18		Max MARSHALL		Mygale M12 SJ - Mountune - JTR					
LAP	SECTOR 1	SECTOR 2	SECTOR 3	SPEED TRAP	LAP TIME	MPH	DIFF	TIME OF DAY			
1 -		110.0	39.122	102.7	21.520	128.5	133.1	1:34.673	92.52	8.178	16:00:11.258
2 -	28.546	110.5	38.494	104.6	21.228	128.8	133.6	1:28.268	99.24	1.773	16:01:39.526
3 -	27.911	111.2	38.373	<i>107.8</i>	<i>20.984</i>	128.8	134.4	1:27.268	100.37	0.773	16:03:06.794
4 -	27.757	112.4	38.078	103.4	21.058	129.8	134.7	1:26.893	100.81	0.398	16:04:33.687
5 -	<i>27.432</i>	<i>112.5</i>	38.067	107.5	20.996	<i>130.8</i>	135.0	1:26.495 (1)	101.27		16:06:00.182
6 -	27.676	112.4	38.371	106.1	21.101	129.3	135.5	1:27.148	100.51	0.653	16:07:27.330
7 -	27.671	111.6	<i>38.030</i>	102.2	21.142	129.3	134.4	1:26.843 (3)	100.86	0.348	16:08:54.173
8 -	27.586	112.0	38.146	103.0	21.098	129.5	135.0	1:26.830 (2)	100.88	0.335	16:10:21.003
9 -	27.606	111.8	38.200	104.6	21.097	129.5	135.0	1:26.903	100.80	0.408	16:11:47.906
10 -	29.667	102.1	39.032	106.3	21.022	130.0	133.9	1:29.721	97.63	3.226	16:13:17.627
11 -	27.998	110.7	39.112	105.8	21.112	130.0	<i>135.8</i>	1:28.222	99.29	1.727	16:14:45.849
12 -	28.174	108.0	38.730	106.5	22.614	128.5	135.2	1:29.518	97.85	3.023	16:16:15.367
13 -	29.543	108.4	39.258	105.8	21.921	128.5	133.9	1:30.722	96.55	4.227	16:17:46.089

P6		74		James ABBOTT		Mygale M13-SJ - Mountune - Radical Motorsport					
LAP	SECTOR 1	SECTOR 2	SECTOR 3	SPEED TRAP	LAP TIME	MPH	DIFF	TIME OF DAY			
1 -		110.1	39.030	97.1	21.584	129.0	133.9	1:33.956	93.23	7.270	16:00:10.541
2 -	28.151	110.0	38.628	98.6	21.269	130.3	134.4	1:28.048	99.48	1.362	16:01:38.589
3 -	27.987	111.1	38.346	99.7	21.147	129.0	134.7	1:27.480	100.13	0.794	16:03:06.069
4 -	27.871	111.6	38.175	103.2	20.940	130.3	134.2	1:26.986	100.70	0.300	16:04:33.055
5 -	<i>27.587</i>	111.8	38.131	102.7	20.968	<i>131.0</i>	135.5	1:26.686 (1)	101.05		16:05:59.741
6 -	27.670	<i>112.0</i>	38.245	103.5	20.990	130.5	134.7	1:26.905	100.79	0.219	16:07:26.646
7 -	27.639	111.2	<i>38.126</i>	102.7	20.971	130.3	134.4	1:26.736 (2)	100.99	0.050	16:08:53.382
8 -	27.745	110.9	38.143	104.3	<i>20.901</i>	130.3	134.7	1:26.789 (3)	100.93	0.103	16:10:20.171
9 -	27.880	111.1	38.294	<i>105.6</i>	21.032	129.8	133.6	1:27.206	100.44	0.520	16:11:47.377
10 -	28.194	111.1	38.473	102.2	21.233	130.0	135.2	1:27.900	99.65	1.214	16:13:15.277
11 -	28.197	110.7	38.639	101.3	21.241	129.5	134.4	1:28.077	99.45	1.391	16:14:43.354
12 -	28.380	108.9	38.832	100.3	21.365	129.8	134.2	1:28.577	98.89	1.891	16:16:11.931
13 -	32.884	82.4	39.870	100.0	21.578	130.8	<i>136.1</i>	1:34.332	92.86	7.646	16:17:46.263

P7		25 S		Louise RICHARDSON		Mygale M12-SJ - Mountune - Richardson Racing					
LAP	SECTOR 1	SECTOR 2	SECTOR 3	SPEED TRAP	LAP TIME	MPH	DIFF	TIME OF DAY			
1 -		108.5	39.608	92.3	21.696	129.5	<i>133.9</i>	1:36.422	90.84	9.216	16:00:13.007
2 -	28.156	108.4	38.726	101.5	21.236	129.5	133.6	1:28.118	99.41	0.912	16:01:41.125
3 -	27.774	110.7	<i>38.333</i>	103.2	21.227	129.5	133.6	1:27.334 (3)	100.30	0.128	16:03:08.459
4 -	<i>27.750</i>	<i>110.9</i>	38.361	103.7	21.095	129.5	133.1	1:27.206 (1)	100.44		16:04:35.665
5 -	27.766	110.1	38.675	101.8	20.996	<i>130.0</i>	133.1	1:27.437	100.18	0.231	16:06:03.102
6 -	27.792	110.1	38.524	103.5	<i>20.987</i>	129.5	133.1	1:27.303 (2)	100.33	0.097	16:07:30.405
7 -	27.872	109.6	38.467	103.4	21.071	129.0	132.6	1:27.410	100.21	0.204	16:08:57.815
8 -	27.861	110.1	38.850	101.6	21.283	129.0	132.8	1:27.994	99.55	0.788	16:10:25.809
9 -	28.399	109.8	39.176	98.3	21.189	128.5	132.8	1:28.764	98.68	1.558	16:11:54.573
10 -	28.256	110.1	38.766	<i>104.8</i>	21.511	128.3	132.3	1:28.533	98.94	1.327	16:13:23.106
11 -	28.766	109.6	39.478	100.9	21.289	128.5	132.1	1:29.533	97.83	2.327	16:14:52.639
12 -	28.682	109.2	39.781	94.3	22.139	127.5	132.6	1:30.602	96.68	3.396	16:16:23.241
13 -	29.379	107.0	40.585	96.1	22.193	125.2	132.1	1:32.157	95.05	4.951	16:17:55.398

P8		2		Jayde KRUGER		Mygale M12 SJ - Mountune - JTR					
LAP	SECTOR 1	SECTOR 2	SECTOR 3	SPEED TRAP	LAP TIME	MPH	DIFF	TIME OF DAY			
1 -		108.7	39.632	96.0	21.671	129.5	135.0	1:36.894	90.40	10.094	16:00:13.479
2 -	28.150	110.1	38.879	100.6	21.442	130.0	<i>135.5</i>	1:28.471	99.01	1.671	16:01:41.950
3 -	27.727	111.4	38.335	103.5	21.388	129.5	<i>135.5</i>	1:27.450 (3)	100.16	0.650	16:03:09.400
4 -	27.571	111.6	<i>38.223</i>	101.5	21.006	130.3	135.0	1:26.800 (1)	100.91		16:04:36.200
5 -	27.582	111.6	38.937	101.5	21.044	130.3	<i>135.5</i>	1:27.563	100.04	0.763	16:06:03.763
6 -	<i>27.468</i>	<i>111.8</i>	38.648	<i>104.6</i>	21.349	130.3	132.1	1:27.465	100.15	0.665	16:07:31.228
7 -	27.699	111.4	38.493	102.7	<i>20.992</i>	130.5	<i>135.5</i>	1:27.184 (2)	100.47	0.384	16:08:58.412
8 -	27.497	111.6	39.127	104.2	21.014	<i>131.3</i>	131.3	1:27.638	99.95	0.838	16:10:26.050

Weather / Track : Cloudy / Dry

Brands Hatch GP

Circuit Length = 2.4332 miles

Start: 15:58 Flag 16:17 End: 16:18

2014 Dunlop MSA Formula Ford Championship of Great Britain

ROUND 30 - SECTOR ANALYSIS

SECTOR 1 = FL to I1, SECTOR 2 = I1 to I2, SECTOR 3 = I2 to FL, DIFF = Difference To Personal Best Lap

9 -	28.429	110.7	39.456	102.9	21.262	129.5	132.3	1:29.147	98.26	2.347	16:11:55.197
10 -	28.091	111.6	39.058	99.4	21.588	129.8	134.7	1:28.737	98.71	1.937	16:13:23.934
11 -	28.305	111.2	40.326	97.3	21.574	129.5	128.5	1:30.205	97.11	3.405	16:14:54.139
12 -	28.621	110.5	39.816	100.3	21.669	129.5	133.9	1:30.106	97.21	3.306	16:16:24.245
13 -	29.420	108.9	40.755	97.9	22.095	128.8	133.9	1:32.270	94.93	5.470	16:17:56.515

P9		23 S		Chris MEALIN		Mygale M12-SJ - Swindon - Falcon Motorsport					
LAP	SECTOR 1	SECTOR 2	SECTOR 3	SPEED TRAP	LAP TIME	MPH	DIFF	TIME OF DAY			
1 -		107.2	40.505	97.3	22.290	125.2	131.0	1:39.029	88.45	11.654	16:00:15.614
2 -	28.263	108.2	39.167	101.8	21.186	126.1	130.3	1:28.616	98.85	1.241	16:01:44.230
3 -	27.870	108.9	38.720	105.0	21.201	125.6	130.5	1:27.791	99.78	0.416	16:03:12.021
4 -	27.732	108.7	38.644	104.5	21.130	126.6	130.5	1:27.506 (2)	100.10	0.131	16:04:39.527
5 -	27.780	108.5	38.800	101.2	21.231	126.8	130.0	1:27.811	99.75	0.436	16:06:07.338
6 -	27.846	109.1	38.641	101.8	21.349	126.1	130.5	1:27.836	99.72	0.461	16:07:35.174
7 -	27.629	109.6	38.565	104.6	21.181	125.9	130.5	1:27.375 (1)	100.25		16:09:02.549
8 -	27.834	109.6	38.698	99.7	21.221	126.3	130.5	1:27.753	99.82	0.378	16:10:30.302
9 -	27.930	108.7	38.588	105.3	21.183	125.6	130.0	1:27.701 (3)	99.88	0.326	16:11:58.003
10 -	27.941	109.4	39.370	100.9	21.431	125.9	130.3	1:28.742	98.71	1.367	16:13:26.745
11 -	28.104	107.5	39.594	99.2	21.573	125.9	130.8	1:29.271	98.12	1.896	16:14:56.016
12 -	28.587	108.9	39.293	98.5	21.678	126.3	130.5	1:29.558	97.81	2.183	16:16:25.574
13 -	29.517	105.6	40.438	98.1	22.301	123.1	133.4	1:32.256	94.95	4.881	16:17:57.830

P10		4		Jack BARLOW		Mygale M12-SJ - Scholar - MBM Motorsport					
LAP	SECTOR 1	SECTOR 2	SECTOR 3	SPEED TRAP	LAP TIME	MPH	DIFF	TIME OF DAY			
1 -		105.6	40.872	93.5	22.220	127.5	128.8	1:39.157	88.34	11.670	16:00:15.742
2 -	37.075	106.8	39.819	96.6	21.680	125.4	129.5	1:38.574	88.86	11.087	16:01:54.316
3 -	28.539	108.7	39.196	99.7	21.508	126.1	130.0	1:29.243	98.15	1.756	16:03:23.559
4 -	28.242	108.5	38.823	100.7	21.408	127.3	130.3	1:28.473	99.01	0.986	16:04:52.032
5 -	28.055	110.1	40.015	100.1	21.644	126.8	137.3	1:29.714	97.64	2.227	16:06:21.746
6 -	27.865	109.2	38.614	101.2	21.370	126.3	130.3	1:27.849 (3)	99.71	0.362	16:07:49.595
7 -	27.836	109.2	38.379	102.9	21.302	126.1	130.3	1:27.517 (2)	100.09	0.030	16:09:17.112
8 -	27.762	108.7	38.340	105.0	21.385	126.6	130.5	1:27.487 (1)	100.12		16:10:44.599
9 -	27.872	109.4	38.739	101.5	21.427	126.1	130.3	1:28.038	99.50	0.551	16:12:12.637
10 -	27.841	109.4	38.896	101.9	21.387	126.6	129.5	1:28.124	99.40	0.637	16:13:40.761
11 -	28.030	109.2	38.880	101.2	21.582	126.3	129.8	1:28.492	98.99	1.005	16:15:09.253
12 -	28.194	108.7	38.958	98.8	21.700	125.9	130.0	1:28.852	98.58	1.365	16:16:38.105
13 -	28.973	106.8	41.257	98.6	22.501	123.3	128.5	1:32.731	94.46	5.244	16:18:10.836

P11		94 S		Michael O'BRIEN		Mygale M12-SJ - Scholar - MBM Motorsport					
LAP	SECTOR 1	SECTOR 2	SECTOR 3	SPEED TRAP	LAP TIME	MPH	DIFF	TIME OF DAY			
1 -		98.8	40.959	89.9	22.077	129.0	131.8	1:39.814	87.76	11.771	16:00:16.399
2 -	29.021	108.9	39.545	96.8	21.728	126.8	131.8	1:30.294	97.01	2.251	16:01:46.693
3 -	28.142	109.6	39.257	100.1	21.554	127.0	132.3	1:28.953	98.47	0.910	16:03:15.646
4 -	28.049	110.7	39.335	95.3	21.681	128.3	131.8	1:29.065	98.35	1.022	16:04:44.711
5 -	27.991	110.7	39.360	97.5	21.610	128.0	132.1	1:28.961	98.46	0.918	16:06:13.672
6 -	27.853	110.3	39.015	98.3	21.510	127.8	132.6	1:28.378 (2)	99.11	0.335	16:07:42.050
7 -	27.742	110.9	38.849	100.1	21.452	126.8	132.3	1:28.043 (1)	99.49		16:09:10.093
8 -	27.912	109.4	39.303	96.6	21.506	127.5	131.8	1:28.721	98.73	0.678	16:10:38.814
9 -	27.949	110.9	39.121	99.2	21.504	126.8	132.3	1:28.574 (3)	98.89	0.531	16:12:07.388
10 -	28.031	109.8	39.092	99.1	21.572	126.8	132.1	1:28.695	98.76	0.652	16:13:36.083
11 -	28.200	108.9	39.213	98.2	21.630	126.6	132.1	1:29.043	98.37	1.000	16:15:05.126
12 -	29.072	107.8	39.613	98.6	21.894	125.4	131.5	1:30.579	96.70	2.536	16:16:35.705
13 -	29.543	104.8	51.508	91.1	22.404	123.8	128.3	1:43.455	84.67	15.412	16:18:19.160

P12		88		Greg HOLLOWAY		Sinter LA12 - Scholar - SWB Motorsport					
LAP	SECTOR 1	SECTOR 2	SECTOR 3	SPEED TRAP	LAP TIME	MPH	DIFF	TIME OF DAY			
1 -		101.5	43.733	86.2	23.193	122.6	126.3	1:45.650	82.91	13.114	16:00:22.235
2 -	30.025	104.5	42.759	92.0	22.536	123.5	113.5	1:35.320	91.89	2.784	16:01:57.555
3 -	29.487	106.5	41.528	94.2	22.315	123.5	128.8	1:33.330	93.85	0.794	16:03:30.885
4 -	28.969	107.2	41.395	93.7	22.172	124.9	129.3	1:32.536 (1)	94.66		16:05:03.421
5 -	29.505	105.8	41.085	95.7	22.414	124.2	130.0	1:33.004 (3)	94.18	0.468	16:06:36.425

Weather / Track : Cloudy / Dry

Brands Hatch GP

Circuit Length = 2.4332 miles

Start: 15:58 Flag 16:17 End: 16:18

2014 Dunlop MSA Formula Ford Championship of Great Britain

ROUND 30 - SECTOR ANALYSIS

SECTOR 1 = FL to I1, SECTOR 2 = I1 to I2, SECTOR 3 = I2 to FL, DIFF = Difference To Personal Best Lap

6 -	29.103	<i>107.5</i>	41.679	92.6	22.379	123.8	129.8	1:33.161	94.02	0.625	16:08:09.586
7 -	29.256	107.2	41.437	94.7	22.295	124.2	128.5	1:32.988 (2)	94.20	0.452	16:09:42.574
8 -	29.269	107.0	41.362	92.6	22.605	123.8	129.0	1:33.236	93.95	0.700	16:11:15.810
9 -	29.086	105.8	41.677	91.6	22.756	123.8	128.5	1:33.519	93.66	0.983	16:12:49.329
10 -	29.306	107.2	41.519	91.4	22.689	123.1	129.5	1:33.514	93.67	0.978	16:14:22.843
11 -	29.545	101.8	44.503	84.6	23.434	122.4	127.8	1:37.482	89.86	4.946	16:16:00.325
12 -	32.624	76.8	46.187	85.2	25.697	114.3	121.1	1:44.508	83.81	11.972	16:17:44.833

P13 20 S Clay MITCHELL			Mygale M12-SJ - Mountune - JTR								
LAP	SECTOR 1	SECTOR 2	SECTOR 3	SPEED TRAP	LAP TIME	MPH	DIFF	TIME OF DAY			
1 -		106.8	40.652	97.2	22.381	<i>127.0</i>	<i>132.8</i>	1:39.668	87.88	10.079	16:00:16.253
2 -	31.366	108.5	40.314	100.0	22.185	125.2	132.3	1:33.865	93.32	4.276	16:01:50.118
3 -	28.649	109.8	39.996	96.4	22.181	124.9	<i>132.8</i>	1:30.826	96.44	1.237	16:03:20.944
4 -	28.349	110.3	39.947	100.9	22.288	126.1	132.3	1:30.584	96.70	0.995	16:04:51.528
5 -	28.216	110.3	40.297	98.2	22.549	126.8	132.1	1:31.062	96.19	1.473	16:06:22.590
6 -	28.591	106.3	39.871	98.8	22.186	125.9	132.6	1:30.648	96.63	1.059	16:07:53.238
7 -	28.602	110.0	39.912	100.0	22.132	126.1	132.3	1:30.646	96.63	1.057	16:09:23.884
8 -	28.240	110.1	39.584	101.6	<i>21.850</i>	125.9	132.3	1:29.674 (2)	97.68	0.085	16:10:53.558
9 -	<i>27.994</i>	<i>110.9</i>	<i>39.535</i>	<i>101.9</i>	22.060	125.6	132.6	1:29.589 (1)	97.77		16:12:23.147
10 -	28.156	110.5	39.628	100.3	22.219	125.9	132.3	1:30.003 (3)	97.32	0.414	16:13:53.150
11 -	28.116	110.7	1:39.610	97.8	23.013	126.3	128.0	2:30.739	58.11	1:01.150	16:16:23.889
12 -	30.632	106.0	42.188	95.4	23.201	103.7	<i>132.8</i>	1:36.021	91.22	6.432	16:17:59.910

2014 Dunlop MSA Formula Ford Championship of Great Britain

ROUND 30 - BEST SPEEDS

POS	SECTOR 1			SECTOR 2			FINISH LINE			VMAX		
	NO	NAME	MPH	NO	NAME	MPH	NO	NAME	MPH	NO	NAME	MPH
1	16	SUTTON	113.1	6	SCOTT	108.5	2	KRUGER	131.3	74	ABBOTT	136.1
2	18	MARSHALL	112.5	18	MARSHALL	107.8	74	ABBOTT	131.0	18	MARSHALL	135.8
3	6	SCOTT	112.0	26	ROSSO	106.5	18	MARSHALL	130.8	2	KRUGER	135.5
4	74	ABBOTT	112.0	16	SUTTON	106.3	26	ROSSO	130.8	16	SUTTON	135.2
5	2	KRUGER	111.8	11	COLLARD	106.0	16	SUTTON	130.5	6	SCOTT	134.2
6	11	COLLARD	111.1	74	ABBOTT	105.6	25	RICHARDSON	130.0	25	RICHARDSON	133.9
7	25	RICHARDSON	110.9	23	MEALIN	105.3	6	SCOTT	129.3	23	MEALIN	133.4
8	94	O'BRIEN	110.9	4	BARLOW	105.0	11	COLLARD	129.3	26	ROSSO	133.4
9	20	MITCHELL	110.9	25	RICHARDSON	104.8	94	O'BRIEN	129.0	11	COLLARD	132.8
10	26	ROSSO	110.7	2	KRUGER	104.6	4	BARLOW	127.5	20	MITCHELL	132.8
11	4	BARLOW	110.1	20	MITCHELL	101.9	20	MITCHELL	127.0	94	O'BRIEN	132.6
12	23	MEALIN	109.6	94	O'BRIEN	100.1	23	MEALIN	126.8	4	BARLOW	131.3
13	88	HOLLOWAY	107.5	88	HOLLOWAY	95.7	88	HOLLOWAY	124.9	88	HOLLOWAY	130.0

Weather / Track : Cloudy / Dry

Results can be found at www.tsl-timing.com

Brands Hatch GP
Circuit Length = 2.4332 miles
Start: 15:58 Flag 16:17 End: 16:18

Printed - 16:19 Sunday, 12 October 2014

2014 Dunlop MSA Formula Ford Championship of Great Britain

ROUND 30 - BEST SECTORS

SECTOR 1			SECTOR 2			SECTOR 3			IDEAL / BEST COMPARISON						
POS	NO	NAME	TIME	NO	NAME	TIME	NO	NAME	TIME	POS	NO	NAME	IDEAL	BEST	DIFF
1	16	SUTTON	27.319	16	SUTTON	37.841	16	SUTTON	20.674				PERFECT LAP	1:25.834	
2	6	SCOTT	27.322	6	SCOTT	37.929	6	SCOTT	20.726	1	16	SUTTON	1:25.834	1:25.951	0.117
3	11	COLLARD	27.400	18	MARSHALL	38.030	26	ROSSO	20.731	2	6	SCOTT	1:25.977	1:26.009	0.032
4	18	MARSHALL	27.432	26	ROSSO	38.099	11	COLLARD	20.808	3	26	ROSSO	1:26.400	1:26.489	0.089
5	2	KRUGER	27.468	74	ABBOTT	38.126	74	ABBOTT	20.901	4	18	MARSHALL	1:26.446	1:26.495	0.049
6	26	ROSSO	27.570	2	KRUGER	38.223	18	MARSHALL	20.984	5	11	COLLARD	1:26.598	1:26.638	0.040
7	74	ABBOTT	27.587	25	RICHARDSON	38.333	25	RICHARDSON	20.987	6	74	ABBOTT	1:26.614	1:26.686	0.072
8	23	MEALIN	27.629	4	BARLOW	38.340	2	KRUGER	20.992	7	2	KRUGER	1:26.683	1:26.800	0.117
9	94	O'BRIEN	27.742	11	COLLARD	38.390	23	MEALIN	21.130	8	25	RICHARDSON	1:27.070	1:27.206	0.136
10	25	RICHARDSON	27.750	23	MEALIN	38.565	4	BARLOW	21.302	9	23	MEALIN	1:27.324	1:27.375	0.051
11	4	BARLOW	27.762	94	O'BRIEN	38.849	94	O'BRIEN	21.452	10	4	BARLOW	1:27.404	1:27.487	0.083
12	20	MITCHELL	27.994	20	MITCHELL	39.535	20	MITCHELL	21.850	11	94	O'BRIEN	1:28.043	1:28.043	0.000
13	88	HOLLOWAY	28.969	88	HOLLOWAY	41.085	88	HOLLOWAY	22.172	12	20	MITCHELL	1:29.379	1:29.589	0.210
										13	88	HOLLOWAY	1:32.226	1:32.536	0.310

Weather / Track : Cloudy / Dry

Results can be found at www.tsl-timing.com

Brands Hatch GP
 Circuit Length = 2.4332 miles
 Start: 15:58 Flag 16:17 End: 16:18

Printed - 16:18 Sunday, 12 October 2014

2014 Dunlop MSA Formula Ford Championship of Great Britain

ROUND 30 - LAP CHART

LAP 1 @ 16:00:09.599			LAP 2 @ 16:01:37.665			LAP 3 @ 16:03:04.319			LAP 4 @ 16:04:30.708			LAP 5 @ 16:05:56.975		
NO	BEHIND	LAP TIME	NO	BEHIND	LAP TIME	NO	BEHIND	LAP TIME	NO	BEHIND	LAP TIME	NO	BEHIND	LAP TIME
16		1:33.014	6		1:27.999	6		1:26.654	6		1:26.389	6		1:26.267
6	0.067	1:33.081	16	0.466	1:28.532	16	0.647	1:26.835	16	0.672	1:26.414	16	0.891	1:26.486
74	0.942	1:33.956	74	0.924	1:28.048	74	1.750	1:27.480	74	2.347	1:26.986	74	2.766	1:26.686
18	1.659	1:34.673	18	1.861	1:28.268	18	2.475	1:27.268	18	2.979	1:26.893	18	3.207	1:26.495
26	2.223	1:35.237	26	2.433	1:28.276	26	3.030	1:27.251	26	3.294	1:26.653	26	3.516	1:26.489
11	2.964	1:35.978	11	2.871	1:27.973	11	3.673	1:27.456	11	3.926	1:26.642	11	4.297	1:26.638
25	3.408	1:36.422	25	3.460	1:28.118	25	4.140	1:27.334	25	4.957	1:27.206	25	6.127	1:27.437
2	3.880	1:36.894	2	4.285	1:28.471	2	5.081	1:27.450	2	5.492	1:26.800	2	6.788	1:27.563
23	6.015	1:39.029	23	6.565	1:28.616	23	7.702	1:27.791	23	8.819	1:27.506	23	10.363	1:27.811
4	6.143	1:39.157	94	9.028	1:30.294	94	11.327	1:28.953	94	14.003	1:29.065	94	16.697	1:28.961
20	6.654	1:39.668	20	12.453	1:33.865	20	16.625	1:30.826	20	20.820	1:30.584	4	24.771	1:29.714
94	6.800	1:39.814	4	16.651	1:38.574	4	19.240	1:29.243	4	21.324	1:28.473	20	25.615	1:31.062
88	12.636	1:45.650	88	19.890	1:35.320	88	26.566	1:33.330	88	32.713	1:32.536	88	39.450	1:33.004

Weather / Track : Cloudy / Dry

2014 Dunlop MSA Formula Ford Championship of Great Britain

ROUND 30 - LAP CHART

LAP 6 @ 16:07:23.041			LAP 7 @ 16:08:49.050			LAP 8 @ 16:10:15.060			LAP 9 @ 16:11:41.398			LAP 10 @ 16:13:08.077		
NO	BEHIND	LAP TIME	NO	BEHIND	LAP TIME	NO	BEHIND	LAP TIME	NO	BEHIND	LAP TIME	NO	BEHIND	LAP TIME
6		1:26.066	6		1:26.009	6		1:26.010	6		1:26.338	6		1:26.679
16	0.776	1:25.951	16	0.943	1:26.176	16	0.944	1:26.011	16	0.961	1:26.355	16	0.733	1:26.451
74	3.605	1:26.905	74	4.332	1:26.736	74	5.111	1:26.789	74	5.979	1:27.206	74	7.200	1:27.900
18	4.289	1:27.148	18	5.123	1:26.843	18	5.943	1:26.830	18	6.508	1:26.903	11	8.523	1:27.807
26	4.502	1:27.052	26	5.371	1:26.878	26	6.206	1:26.845	26	6.720	1:26.852	26	9.249	1:29.208
11	5.232	1:27.001	11	6.020	1:26.797	11	6.864	1:26.854	11	7.395	1:26.869	18	9.550	1:29.721
25	7.364	1:27.303	25	8.765	1:27.410	25	10.749	1:27.994	25	13.175	1:28.764	25	15.029	1:28.533
2	8.187	1:27.465	2	9.362	1:27.184	2	10.990	1:27.638	2	13.799	1:29.147	2	15.857	1:28.737
23	12.133	1:27.836	23	13.499	1:27.375	23	15.242	1:27.753	23	16.605	1:27.701	23	18.668	1:28.742
94	19.009	1:28.378	94	21.043	1:28.043	94	23.754	1:28.721	94	25.990	1:28.574	94	28.006	1:28.695
4	26.554	1:27.849	4	28.062	1:27.517	4	29.539	1:27.487	4	31.239	1:28.038	4	32.684	1:28.124
20	30.197	1:30.648	20	34.834	1:30.646	20	38.498	1:29.674	20	41.749	1:29.589	20	45.073	1:30.003
88	46.545	1:33.161	88	53.524	1:32.988	88	1:00.750	1:33.236	88	1:07.931	1:33.519	88	1:14.766	1:33.514

Weather / Track : Cloudy / Dry

2014 Dunlop MSA Formula Ford Championship of Great Britain

ROUND 30 - LAP CHART

LAP 11 @ 16:14:35.484			LAP 12 @ 16:16:03.179			LAP 13 @ 16:17:33.670		
NO	BEHIND	LAP TIME	NO	BEHIND	LAP TIME	NO	BEHIND	LAP TIME
6		1:27.407	6		1:27.695	6		1:30.491
16	0.383	1:27.057	16	0.509	1:27.821	16	0.552	1:30.534
74	7.870	1:28.077	74	8.752	1:28.577	11	10.021	1:31.098
11	8.608	1:27.492	11	9.414	1:28.501	26	10.711	1:30.800
26	10.022	1:28.180	26	10.402	1:28.075	88	1 Lap	1:44.508
18	10.365	1:28.222	18	12.188	1:29.518	18	12.419	1:30.722
25	17.155	1:29.533	25	20.062	1:30.602	74	12.593	1:34.332
2	18.655	1:30.205	20	1 Lap	2:30.739	25	21.728	1:32.157
23	20.532	1:29.271	2	21.066	1:30.106	2	22.845	1:32.270
94	29.642	1:29.043	23	22.395	1:29.558	23	24.160	1:32.256
4	33.769	1:28.492	94	32.526	1:30.579	20	1 Lap	1:36.021
88	1:24.841	1:37.482	4	34.926	1:28.852	4	37.166	1:32.731
						94	45.490	1:43.455

Weather / Track : Cloudy / Dry

Results can be found at www.tsl-timing.com

Page 3 of 3

Brands Hatch GP
Circuit Length = 2.4332 miles
Start: 15:58 Flag 16:17 End: 16:18

Printed - 16:19 Sunday, 12 October 2014

2014 Dunlop MSA Formula Ford Championship of Great Britain

ROUND 30 - POSITION CHART

No	Name	Lap													
		Pos	1	2	3	4	5	6	7	8	9	10	11	12	13
16	SUTTON	1	16	6	6	6	6	6	6	6	6	6	6	6	6
6	SCOTT	2	6	16	16	16	16	16	16	16	16	16	16	16	16
74	ABBOTT	3	74	74	74	74	74	74	74	74	74	74	74	74	11
18	MARSHALL	4	18	18	18	18	18	18	18	18	18	11	11	11	26
26	ROSSO	5	26	26	26	26	26	26	26	26	26	26	26	26	18
2	KRUGER	6	11	11	11	11	11	11	11	11	11	18	18	18	74
25	RICHARDSON	7	25	25	25	25	25	25	25	25	25	25	25	25	25
11	COLLARD	8	2	2	2	2	2	2	2	2	2	2	2	2	2
94	O'BRIEN	9	23	23	23	23	23	23	23	23	23	23	23	23	23
4	BARLOW	10	4	94	94	94	94	94	94	94	94	94	94	94	4
23	MEALIN	11	20	20	20	20	4	4	4	4	4	4	4	4	94
88	HOLLOWAY	12	94	4	4	4	20	20	20	20	20	20	88	88	
20	MITCHELL	13	88	88	88	88	88	88	88	88	88	88	20	20	

Weather / Track : Cloudy / Dry

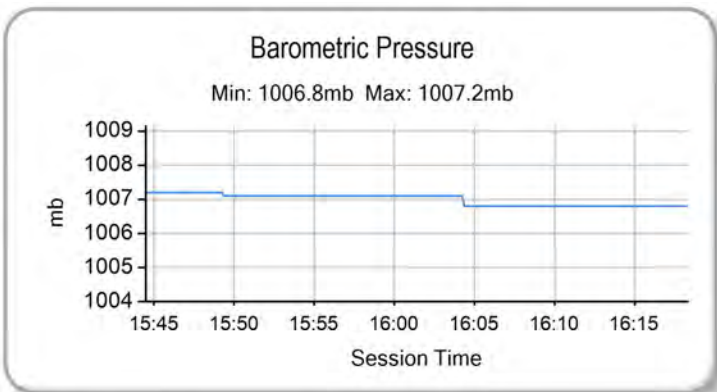
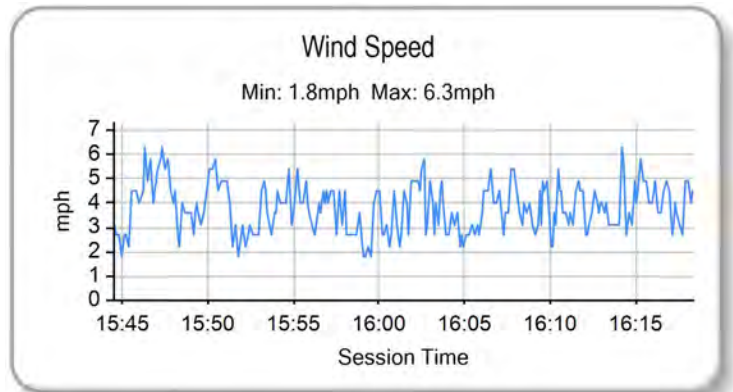
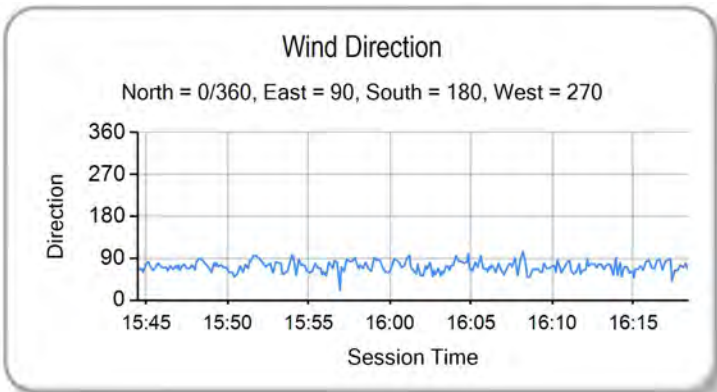
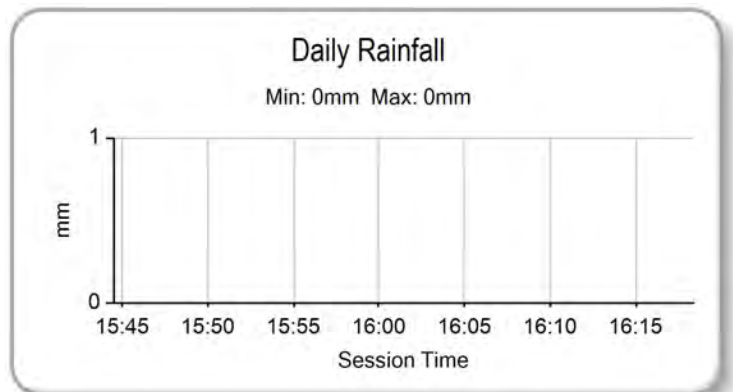
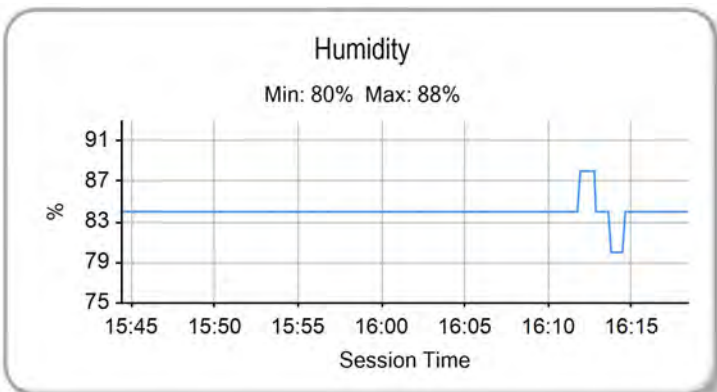
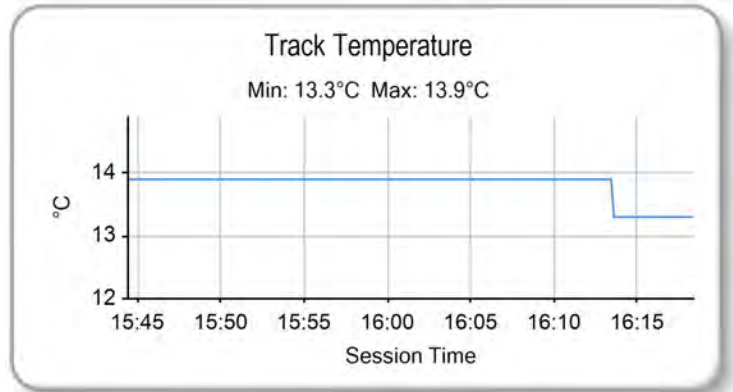
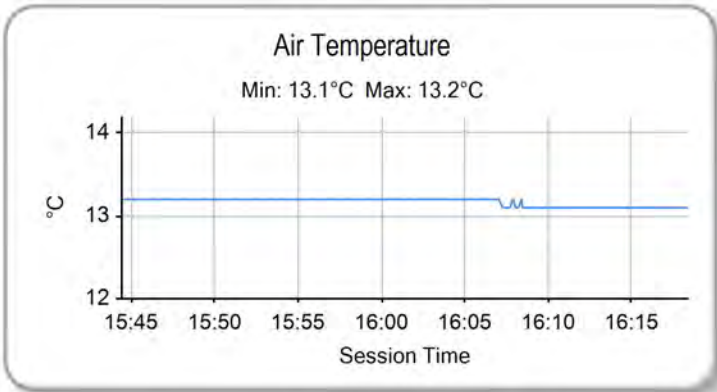
Results can be found at www.tsl-timing.com

Brands Hatch GP
 Circuit Length = 2.4332 miles
 Start: 15:58 Flag 16:17 End: 16:18

Printed - 16:19 Sunday, 12 October 2014

2014 Dunlop MSA Formula Ford Championship of Great Britain

ROUND 30 - WEATHER CONDITIONS



Weather / Track : Cloudy / Dry

Results can be found at www.tsl-timing.com

Brands Hatch GP
Circuit Length = 2.4332 miles
Start: 15:58 Flag 16:17 End: 16:18

Printed - 16:20 Sunday, 12 October 2014