



2014 DUNLOP MSA FORMULA FORD CHAMPIONSHIP OF GREAT BRITAIN

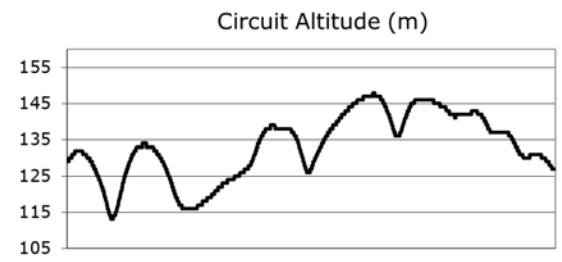
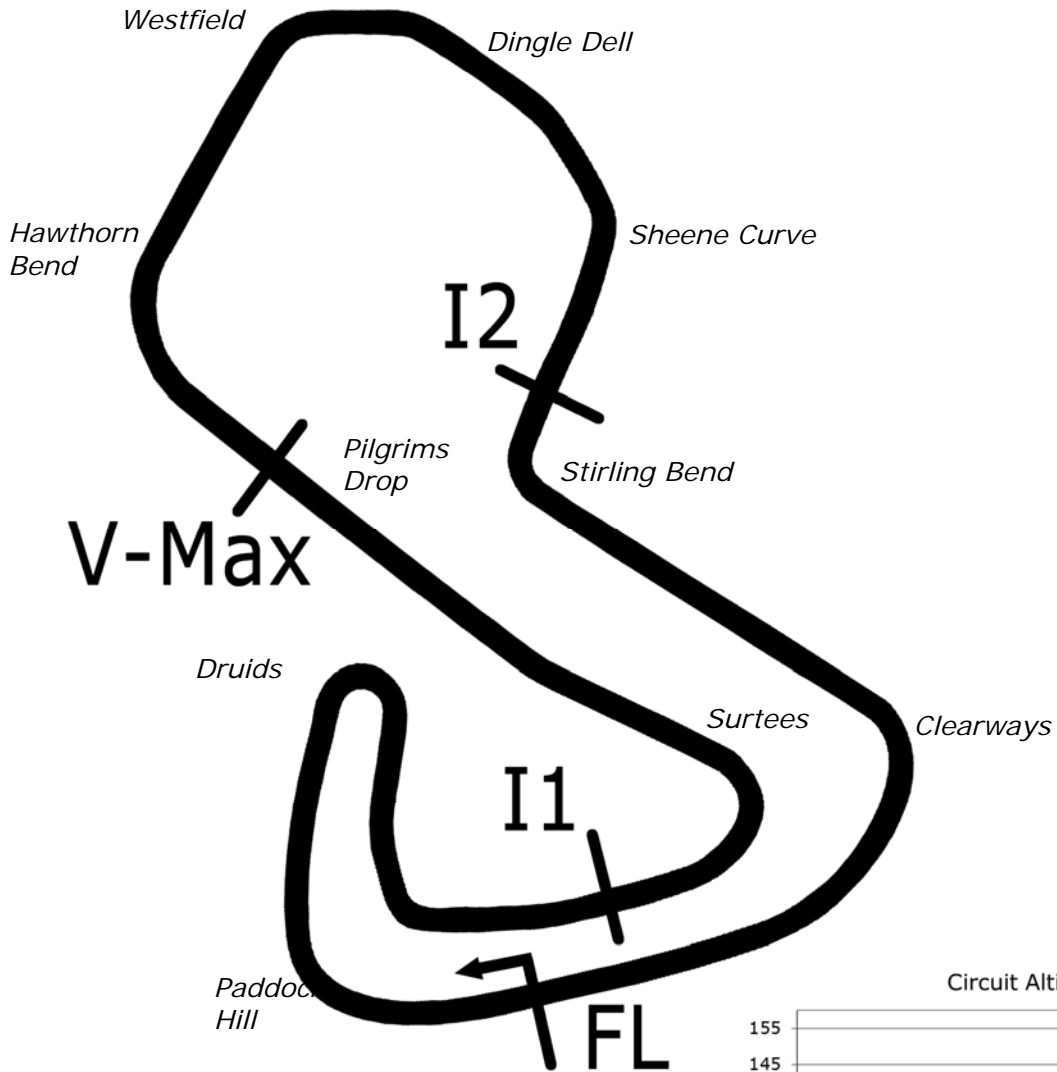
Official Test Brands Hatch GP

10th October 2014



Results Provided by Timing Solutions Ltd
www.tsl-timing.com

Brands Hatch GP



Length	2.4332 miles	3916.0 m	
FL		51.36032 N	0.26032 E
I1	1116m	51.35934 N	0.25955 E
VMax	1856	51.35626 N	0.26606 E
I2	2928m	51.35532 N	0.26250 E
Pit Entry	3646m	51.35911 N	0.25743 E
Pit Exit	0m after FL	51.36017 N	0.26051 E
Pit Entry-Pit Exit 251m, 15.0s @60kph, 11.3s @80kph			

All results available at www.tsl-timing.com



2014 Dunlop MSA Formula Ford Championship of Great Britain

FREE PRACTICE SESSION 1 - CLASSIFICATION

POS	NO	CL	PIC NAME	NAT	ENTRY	TIME	ON	LAPS	GAP	DIFF	MPH
1	16	S	1 Ashley SUTTON	GBR	Mygale M12-SJ - Scholar - MBM Motorsport	1:27.341	10	18			100.29
2	2		1 Jayde KRUGER	RSA	Mygale M12 SJ - Mountune - JTR	1:28.066	9	17	0.725	0.725	99.46
3	25	S	2 Louise RICHARDSON	GBR	Mygale M12-SJ - Mountune - Richardson Racing	1:28.125	11	14	0.784	0.059	99.40
4	4		2 Jack BARLOW	GBR	Mygale M12-SJ - Scholar - MBM Motorsport	1:28.147	11	15	0.806	0.022	99.37
5	11	S	3 Ricky COLLARD	GBR	Mygale M12-SJ - Swindon - Falcon Motorsport	1:28.153	11	18	0.812	0.006	99.37
6	26		3 Juan ROSSO	ARG	Mygale M13-SJ - Mountune - Radical Motorsport	1:28.461	9	17	1.120	0.308	99.02
7	18		4 Max MARSHALL	GBR	Mygale M12 SJ - Mountune - JTR	1:28.494	9	14	1.153	0.033	98.98
8	23	S	4 Chris MEALIN	GBR	Mygale M12-SJ - Swindon - Falcon Motorsport	1:28.857	10	12	1.516	0.363	98.58
9	94	S	5 Michael O'BRIEN	GBR	Mygale M12-SJ - Scholar - MBM Motorsport	1:31.128	9	18	3.787	2.271	96.12
10	74		5 James ABBOTT	GBR	Mygale M13-SJ - Mountune - Radical Motorsport	1:31.734	6	16	4.393	0.606	95.49
11	20	S	6 Clay MITCHELL	GBR	Mygale M12-SJ - Mountune - JTR	1:34.408	10	16	7.067	2.674	92.78
12	24	S	7 Ovie IRORO	NIG	Mygale M12-SJ - Scholar - Richardson Racing	1:37.712	9	12	10.371	3.304	89.64
13	88		6 Greg HOLLOWAY	AUS	Sinter LA12 - Scholar - SWB Motorsport	1:38.463	9	14	11.122	0.751	88.96
14	6		7 Harrison SCOTT	GBR	Mygale M13 SJ - Swindon - Falcon Motorsport	1:40.437	6	6	13.096	1.974	87.21

Weather / Track : Changeable / Dry/Damp

Results can be found at www.tsl-timing.com

Brands Hatch GP
Circuit Length = 2.4332 miles
Start: 11:30 Flag 12:13 End: 12:13

Printed - 12:13 Friday, 10 October 2014

2014 Dunlop MSA Formula Ford Championship of Great Britain

FREE PRACTICE SESSION 1 - SECTOR ANALYSIS

SECTOR 1 = FL to I1, SECTOR 2 = I1 to I2, SECTOR 3 = I2 to FL, DIFF = Difference To Personal Best Lap

P1		16 S		Ashley SUTTON		Mygale M12-SJ - Scholar - MBM Motorsport						
LAP	SECTOR 1	SECTOR 2	SECTOR 3	SPEED TRAP	LAP TIME	MPH	DIFF	TIME OF DAY				
1 -	OUTLAP	60.7	56.241	64.5	IN PIT	76.1		2:48.549	P	51.97	1:21.208	11:33:17.718
2 -	OUTLAP	63.3	1:02.799	63.6	29.907	96.8		2:13.976		65.38	46.635	11:35:31.694
3 -	32.979	100.7	44.377	77.1	23.061	127.3		1:40.417		87.23	13.076	11:37:12.111
4 -	30.187	104.8	43.093	84.0	22.364	129.0		1:35.644		91.58	8.303	11:38:47.755
5 -	29.149	107.0	42.113	85.4	22.716	129.0		1:33.978		93.21	6.637	11:40:21.733
6 -	28.536	108.4	39.227	93.3	21.291	131.5		1:29.054		98.36	1.713	11:41:50.787
7 -	29.816	108.9	39.372	94.5	21.867	131.3		1:31.055		96.20	3.714	11:43:21.842
8 -	28.290	107.8	39.226	95.0	21.087	131.5		1:28.603	(3)	98.86	1.262	11:44:50.445
9 -	29.209	76.0	39.310	97.9	21.108	131.5		1:29.627		97.73	2.286	11:46:20.072
10 -	27.769	109.6	38.688	98.8	20.884	131.5		1:27.341	(1)	100.29		11:47:47.413
11 -	28.002	108.5	38.877	100.7	20.810	131.5		1:27.689	(2)	99.89	0.348	11:49:15.102
12 -	27.563	109.1	38.938	89.8	IN PIT			11:33.571	P	12.63	10:06.230	12:00:48.673
13 -	OUTLAP	79.8	48.438	80.9	24.665	122.6		1:53.142		77.42	25.801	12:02:41.815
14 -	33.603	95.0	44.238	85.8	24.106	125.4		1:41.947		85.92	14.606	12:04:23.762
15 -	33.241	101.5	43.519	88.4	24.232	124.9		1:40.992		86.73	13.651	12:06:04.754
16 -	33.404	102.2	42.701	87.2	24.083	125.9		1:40.188		87.43	12.847	12:07:44.942
17 -	33.476	99.4	43.636	87.4	24.038	125.4		1:41.150		86.60	13.809	12:09:26.092
18 -	33.510	101.9	42.605	87.4	23.970	125.6		1:40.085		87.52	12.744	12:11:06.177

P2		2		Jayde KRUGER		Mygale M12 SJ - Mountune - JTR						
LAP	SECTOR 1	SECTOR 2	SECTOR 3	SPEED TRAP	LAP TIME	MPH	DIFF	TIME OF DAY				
1 -	OUTLAP	79.5	50.552	68.4	25.583	125.2		1:57.023		74.85	28.957	11:32:37.726
2 -	31.403	103.4	46.625	89.5	24.082	128.0		1:42.110		85.78	14.044	11:34:19.836
3 -	30.430	107.2	42.098	90.3	23.072	130.5		1:35.600		91.63	7.534	11:35:55.436
4 -	29.034	108.7	40.826	96.2	22.263	131.3		1:32.123		95.08	4.057	11:37:27.559
5 -	28.837	108.0	41.788	96.6	22.287	131.8		1:32.912		94.28	4.846	11:39:00.471
6 -	28.236	110.0	40.341	100.3	23.334	132.3		1:31.911		95.30	3.845	11:40:32.382
7 -	28.344	109.8	39.900	98.1	21.740	132.3		1:29.984	(3)	97.34	1.918	11:42:02.366
8 -	27.787	109.6	39.219	97.8	21.583	132.1		1:28.589	(2)	98.88	0.523	11:43:30.955
9 -	27.701	109.8	38.947	100.9	21.418	132.1		1:28.066	(1)	99.46		11:44:59.021
10 -	27.752	109.4	38.736	97.2	IN PIT			3:14.480	P	45.04	1:46.414	11:48:13.501
11 -	OUTLAP	109.4	38.965	98.9	21.342	132.3		1:32.104		95.10	4.038	11:49:45.605
12 -	27.673	108.9	40.450	88.3	IN PIT			12:22.809	P	11.79	10:54.743	12:02:08.414
13 -	OUTLAP	92.8	46.510	82.2	24.764	125.4		1:50.919		78.97	22.853	12:03:59.333
14 -	33.784	96.9	46.424	84.6	24.737	126.8		1:44.945		83.47	16.879	12:05:44.278
15 -	33.056	98.6	43.800	86.0	24.167	126.8		1:41.023		86.71	12.957	12:07:25.301
16 -	33.085	99.7	42.901	87.2	24.066	126.8		1:40.052		87.55	11.986	12:09:05.353
17 -	33.404	101.0	42.788	89.5	24.048	126.6		1:40.240		87.38	12.174	12:10:45.593

P3		25 S		Louise RICHARDSON		Mygale M12-SJ - Mountune - Richardson Racing						
LAP	SECTOR 1	SECTOR 2	SECTOR 3	SPEED TRAP	LAP TIME	MPH	DIFF	TIME OF DAY				
1 -	OUTLAP	68.0	54.714	67.7	26.945	107.8		2:07.507		68.70	39.382	11:32:43.165
2 -	34.926	87.1	47.996	72.2	26.277	115.3		1:49.199		80.21	21.074	11:34:32.364
3 -	31.845	97.5	43.085	82.5	23.617	128.5		1:38.547		88.88	10.422	11:36:10.911
4 -	30.646	104.6	42.094	93.5	22.265	130.5		1:35.005		92.20	6.880	11:37:45.916
5 -	29.158	107.3	40.246	91.1	21.932	131.3		1:31.336		95.90	3.211	11:39:17.252
6 -	29.030	107.3	40.287	94.5	21.730	130.5		1:31.047		96.21	2.922	11:40:48.299
7 -	29.007	107.7	39.933	96.1	21.718	131.3		1:30.658		96.62	2.533	11:42:18.957
8 -	28.418	108.2	40.483	96.5	22.015	129.8		1:30.916		96.35	2.791	11:43:49.873
9 -	28.098	108.4	39.095	101.3	21.419	131.8		1:28.612	(2)	98.85	0.487	11:45:18.485
10 -	28.286	108.0	39.012	101.2	21.387	131.3		1:28.685	(3)	98.77	0.560	11:46:47.170
11 -	28.023	108.4	38.844	97.6	21.258	131.5		1:28.125	(1)	99.40		11:48:15.295
12 -	27.870	108.4	38.778	100.6	22.388	131.8		1:29.036		98.38	0.911	11:49:44.331
13 -	29.417	86.8	41.487	76.4	IN PIT			18:46.993	P	7.77	17:18.868	12:08:31.324
14 -	OUTLAP	84.6	48.128	81.3	25.251	123.3		1:54.818		76.29	26.693	12:10:26.142

P4		4		Jack BARLOW		Mygale M12-SJ - Scholar - MBM Motorsport						
LAP	SECTOR 1	SECTOR 2	SECTOR 3	SPEED TRAP	LAP TIME	MPH	DIFF	TIME OF DAY				
1 -	OUTLAP	73.9	51.704	65.0	25.607	118.9		1:59.250		73.45	31.103	11:32:38.312

Weather / Track : Changeable / Dry/Damp

Brands Hatch GP

Circuit Length = 2.4332 miles

Start: 11:30 Flag 12:13 End: 12:13

2014 Dunlop MSA Formula Ford Championship of Great Britain

FREE PRACTICE SESSION 1 - SECTOR ANALYSIS

SECTOR 1 = FL to I1, SECTOR 2 = I1 to I2, SECTOR 3 = I2 to FL, DIFF = Difference To Personal Best Lap

2 -	31.331	102.2	44.518	73.5	23.551	124.2	104.3	1:39.400	88.12	11.253	11:34:17.712
3 -	29.478	105.3	41.659	79.2	22.158	128.8	122.6	1:33.295	93.89	5.148	11:35:51.007
4 -	28.663	107.2	40.553	85.8	21.982	129.3	130.5	1:31.198	96.05	3.051	11:37:22.205
5 -	28.520	106.5	39.931	85.9	21.847	129.8	131.0	1:30.298	97.01	2.151	11:38:52.503
6 -	28.469	107.2	39.980	85.4	21.895	129.8	130.8	1:30.344	96.96	2.197	11:40:22.847
7 -	28.240	107.7	39.382	91.1	21.439	130.0	131.3	1:29.061	98.35	0.914	11:41:51.908
8 -	28.235	107.5	39.165	93.8	21.460	129.8	131.0	1:28.860 (3)	98.58	0.713	11:43:20.768
9 -	28.149	107.5	39.863	95.0	21.219	130.0	126.6	1:29.231	98.17	1.084	11:44:49.999
10 -	30.568	107.0	39.034	95.5	21.235	130.0	130.8	1:30.837	96.43	2.690	11:46:20.836
11 -	28.028	107.5	38.854	98.3	21.265	130.0	131.3	1:28.147 (1)	99.37		11:47:48.983
12 -	27.889	107.7	38.825	94.7	21.595	129.8	131.5	1:28.309 (2)	99.19	0.162	11:49:17.292
13 -	27.990	107.7	39.236	87.9	IN PIT		131.3	18:41.950 P	7.80	17:13.803	12:07:59.242
14 -	OUTLAP	91.4	44.807	80.9	24.312	124.0	127.8	1:46.768	82.04	18.621	12:09:46.010
15 -	33.403	98.3	43.574	85.0	24.036	124.2	128.5	1:41.013	86.71	12.866	12:11:27.023

P5	11	S	Ricky COLLARD		Mygale M12-SJ - Swindon - Falcon Motorsport						
LAP	SECTOR 1		SECTOR 2		SECTOR 3		SPEED TRAP	LAP TIME	MPH	DIFF	TIME OF DAY
1 -	OUTLAP	93.5	50.170	64.8	26.169	107.7	110.1	1:57.991	74.24	29.838	11:32:58.287
2 -	32.144	105.0	43.544	78.7	23.543	120.2	124.9	1:39.231	88.27	11.078	11:34:37.518
3 -	30.183	106.1	42.532	91.6	22.013	130.5	130.5	1:34.728	92.47	6.575	11:36:12.246
4 -	29.473	105.6	41.326	95.5	21.769	130.5	131.5	1:32.568	94.63	4.415	11:37:44.814
5 -	28.336	106.6	40.415	93.2	21.507	131.3	131.8	1:30.258	97.05	2.105	11:39:15.072
6 -	32.408	73.7	53.307	93.8	22.478	101.9	73.4	1:48.193	80.96	20.040	11:41:03.265
7 -	34.815	75.7	59.688	83.3	23.342	131.0	70.3	1:57.845	74.33	29.692	11:43:01.110
8 -	35.884	63.0	53.375	99.2	21.481	122.4	65.2	1:50.740	79.10	22.587	11:44:51.850
9 -	29.121	106.3	39.378	98.2	21.171	131.3	132.6	1:29.670 (3)	97.68	1.517	11:46:21.520
10 -	27.838	109.2	39.057	101.8	21.293	128.5	132.8	1:28.188 (2)	99.33	0.035	11:47:49.708
11 -	28.024	108.0	39.050	104.2	21.079	131.3	131.5	1:28.153 (1)	99.37		11:49:17.861
12 -	27.682	109.2	39.282	89.0	IN PIT		133.6	12:06.442 P	12.05	10:38.289	12:01:24.303
13 -	OUTLAP	90.5	47.244	83.5	25.591	124.2	120.9	1:52.326	77.98	24.173	12:03:16.629
14 -	34.701	101.3	45.232	87.6	25.180	125.9	129.0	1:45.113	83.33	16.960	12:05:01.742
15 -	33.834	102.9	45.414	88.0	24.602	126.3	128.5	1:43.850	84.35	15.697	12:06:45.592
16 -	33.626	102.7	43.606	87.2	24.183	127.0	129.8	1:41.415	86.37	13.262	12:08:27.007
17 -	33.410	104.0	43.296	92.5	24.518	125.4	129.8	1:41.224	86.53	13.071	12:10:08.231
18 -	33.215	104.2	43.165	92.8	24.027	126.3	130.3	1:40.407	87.24	12.254	12:11:48.638

P6	26	Juan ROSSO		Mygale M13-SJ - Mountune - Radical Motorsport							
LAP	SECTOR 1		SECTOR 2		SECTOR 3		SPEED TRAP	LAP TIME	MPH	DIFF	TIME OF DAY
1 -	OUTLAP	82.7	53.573	71.1	26.974	110.7	84.7	2:07.035	68.95	38.574	11:32:27.487
2 -	33.553	96.9	46.359	83.9	25.339	125.9	101.5	1:45.251	83.22	16.790	11:34:12.738
3 -	31.806	102.9	43.797	78.4	24.290	130.0	123.5	1:39.893	87.69	11.432	11:35:52.631
4 -	29.884	107.5	41.254	90.8	23.343	116.3	132.3	1:34.481	92.71	6.020	11:37:27.112
5 -	31.502	106.1	40.724	89.7	22.164	131.3	132.8	1:34.390	92.80	5.929	11:39:01.502
6 -	28.426	108.0	39.610	90.3	22.337	131.3	133.1	1:30.373 (3)	96.92	1.912	11:40:31.875
7 -	28.285	107.2	41.049	93.0	22.061	131.0	133.4	1:31.395	95.84	2.934	11:42:03.270
8 -	28.117	108.0	39.088	92.0	21.463	131.8	132.6	1:28.668 (2)	98.79	0.207	11:43:31.938
9 -	28.070	108.4	39.058	94.2	21.333	132.3	132.8	1:28.461 (1)	99.02		11:45:00.399
10 -	28.676	93.0	41.387	86.8	IN PIT		131.3	4:56.712 P	29.52	3:28.251	11:49:57.111
11 -	OUTLAP	101.0	43.528	87.7	IN PIT		119.8	11:01.038 P	13.25	9:32.577	12:00:58.149
12 -	OUTLAP	87.0	47.410	79.4	26.242	122.2	107.5	1:53.239	77.35	24.778	12:02:51.388
13 -	34.648	91.4	45.528	77.5	25.052	124.7	119.4	1:45.228	83.24	16.767	12:04:36.616
14 -	33.840	93.7	45.517	79.3	24.907	124.5	119.6	1:44.264	84.01	15.803	12:06:20.880
15 -	33.779	97.2	44.751	79.4	24.603	125.2	125.2	1:43.133	84.93	14.672	12:08:04.013
16 -	37.779	66.5	46.822	80.7	24.519	125.2	124.5	1:49.120	80.27	20.659	12:09:53.133
17 -	33.555	98.8	43.864	83.1	24.398	124.9	127.5	1:41.817	86.03	13.356	12:11:34.950

P7	18	Max MARSHALL		Mygale M12 SJ - Mountune - JTR							
LAP	SECTOR 1		SECTOR 2		SECTOR 3		SPEED TRAP	LAP TIME	MPH	DIFF	TIME OF DAY
1 -	OUTLAP	98.8	43.015	89.9	23.409	126.6	130.5	1:43.779	84.40	15.285	11:37:54.265
2 -	30.951	102.9	41.538	86.7	22.503	129.8	132.1	1:34.992	92.21	6.498	11:39:29.257
3 -	29.695	107.5	41.427	93.2	22.461	105.0	132.8	1:33.583	93.60	5.089	11:41:02.840
4 -	31.139	107.7	40.531	89.1	21.776	130.8	133.9	1:33.446	93.74	4.952	11:42:36.286

Weather / Track : Changeable / Dry/Damp

Brands Hatch GP

Circuit Length = 2.4332 miles

Start: 11:30 Flag 12:13 End: 12:13

2014 Dunlop MSA Formula Ford Championship of Great Britain

FREE PRACTICE SESSION 1 - SECTOR ANALYSIS

SECTOR 1 = FL to I1, SECTOR 2 = I1 to I2, SECTOR 3 = I2 to FL, DIFF = Difference To Personal Best Lap

5 -	29.131	108.4	39.656	93.3	21.470	131.3	133.9	1:30.257	97.05	1.763	11:44:06.543
6 -	28.959	108.4	39.956	87.1	21.558	131.5	134.4	1:30.473	96.82	1.979	11:45:37.016
7 -	28.485	108.9	39.877	96.6	21.248	131.3	134.7	1:29.610 (3)	97.75	1.116	11:47:06.626
8 -	28.317	109.2	39.149	97.2	21.300	131.8	134.7	1:28.766 (2)	98.68	0.272	11:48:35.392
9 -	28.162	110.1	39.040	96.6	21.292	131.8	134.7	1:28.494 (1)	98.98		11:50:03.886
10 -	28.507	105.1	41.057	90.8	IN PIT		134.7	13:18.158 P	10.97	11:49.664	12:03:22.044
11 -	OUTLAP	83.5	48.482	77.0	25.574	122.0	110.1	1:56.289	75.32	27.795	12:05:18.333
12 -	34.975	91.0	45.069	84.9	24.337	125.2	127.8	1:44.381	83.92	15.887	12:07:02.714
13 -	33.583	95.3	44.251	86.3	24.329	125.9	130.0	1:42.163	85.74	13.669	12:08:44.877
14 -	33.283	96.2	44.258	81.3	24.817	126.8	131.8	1:42.358	85.58	13.864	12:10:27.235

P8	23 S	Chris MEALIN		Mygale M12-SJ - Swindon - Falcon Motorsport							
LAP	SECTOR 1	SECTOR 2	SECTOR 3	SPEED TRAP	LAP TIME	MPH	DIFF	TIME OF DAY			
1 -	OUTLAP	80.9	51.733	69.2	25.718	122.4	97.5	2:00.802	72.51	31.945	11:32:48.925
2 -	33.855	94.3	49.290	68.0	25.541	117.9	97.2	1:48.686	80.59	19.829	11:34:37.611
3 -	31.560	104.5	43.564	85.0	23.350	127.0	129.8	1:38.474	88.95	9.617	11:36:16.085
4 -	30.032	107.0	42.967	88.1	22.348	128.5	129.3	1:35.347	91.87	6.490	11:37:51.432
5 -	29.319	107.0	41.278	86.9	21.964	129.0	130.8	1:32.561	94.63	3.704	11:39:23.993
6 -	28.996	107.5	40.200	98.5	21.630	129.8	130.5	1:30.826	96.44	1.969	11:40:54.819
7 -	28.701	107.0	40.053	98.6	21.774	129.5	131.3	1:30.528	96.76	1.671	11:42:25.347
8 -	28.422	107.0	39.984	85.1	22.427	129.3	131.3	1:30.833	96.43	1.976	11:43:56.180
9 -	28.127	107.8	41.987	97.3	21.396	129.5	111.8	1:31.510	95.72	2.653	11:45:27.690
10 -	28.027	107.2	39.347	100.1	21.483	129.3	130.3	1:28.857 (1)	98.58		11:46:56.547
11 -	28.053	107.5	39.644	101.5	21.459	129.5	130.5	1:29.156 (3)	98.25	0.299	11:48:25.703
12 -	27.982	107.8	39.371	97.1	21.554	129.5	131.0	1:28.907 (2)	98.52	0.050	11:49:54.610

P9	94 S	Michael O'BRIEN		Mygale M12-SJ - Scholar - MBM Motorsport							
LAP	SECTOR 1	SECTOR 2	SECTOR 3	SPEED TRAP	LAP TIME	MPH	DIFF	TIME OF DAY			
1 -	OUTLAP	67.7	56.657	66.6	27.214	121.1	92.5	2:08.261	68.29	37.133	11:32:35.450
2 -	38.443	72.7	51.739	68.9	27.386	116.5	85.3	1:57.568	74.50	26.440	11:34:33.018
3 -	33.370	98.3	47.949	76.9	24.512	126.6	111.4	1:45.831	82.77	14.703	11:36:18.849
4 -	31.630	104.6	44.095	78.3	23.985	127.3	129.8	1:39.710	87.85	8.582	11:37:58.559
5 -	30.632	105.5	41.919	85.7	22.977	129.0	131.3	1:35.528	91.69	4.400	11:39:34.087
6 -	29.521	105.8	41.067	86.5	22.911	129.0	131.0	1:33.499	93.68	2.371	11:41:07.586
7 -	30.005	106.6	41.154	87.3	22.630	128.5	130.8	1:33.789	93.39	2.661	11:42:41.375
8 -	29.372	106.8	40.139	88.6	22.373	129.5	132.1	1:31.884	95.33	0.756	11:44:13.259
9 -	28.852	107.3	39.968	90.8	22.308	129.5	131.3	1:31.128 (1)	96.12		11:45:44.387
10 -	28.764	107.5	41.371	93.7	22.139	128.8	127.3	1:32.274	94.93	1.146	11:47:16.661
11 -	28.638	107.8	40.920	93.0	21.948	129.3	131.8	1:31.506 (3)	95.72	0.378	11:48:48.167
12 -	28.441	108.0	39.314	92.3	23.589	103.8	132.8	1:31.344 (2)	95.89	0.216	11:50:19.511
13 -	34.314	76.3	52.629	63.2	IN PIT		97.2	11:09.598 P	13.08	9:38.470	12:01:29.109
14 -	OUTLAP	86.5	48.181	77.9	25.484	122.0	116.7	1:53.365	77.27	22.237	12:03:22.474
15 -	34.766	91.6	46.817	75.7	25.403	123.1	127.5	1:46.986	81.87	15.858	12:05:09.460
16 -	36.145	94.7	45.872	76.6	25.544	123.5	129.0	1:47.561	81.44	16.433	12:06:57.021
17 -	34.240	96.1	44.799	77.6	25.637	123.5	129.8	1:44.676	83.68	13.548	12:08:41.697
18 -	33.937	100.7	45.773	76.5	25.337	124.5	130.3	1:45.047	83.38	13.919	12:10:26.744

P10	74	James ABBOTT		Mygale M13-SJ - Mountune - Radical Motorsport							
LAP	SECTOR 1	SECTOR 2	SECTOR 3	SPEED TRAP	LAP TIME	MPH	DIFF	TIME OF DAY			
1 -	OUTLAP	85.1	49.139	75.2	IN PIT		111.1	3:16.232 P	44.64	1:44.498	11:33:48.378
2 -	OUTLAP	93.0	45.764	83.1	IN PIT		121.5	2:52.280 P	50.84	1:20.546	11:36:40.658
3 -	OUTLAP	95.1	44.045	84.0	23.187	128.3	128.8	1:42.164	85.74	10.430	11:38:22.822
4 -	30.265	105.5	41.523	87.0	22.395	130.0	132.1	1:34.183	93.00	2.449	11:39:57.005
5 -	29.299	107.5	40.534	89.4	22.034	131.3	133.4	1:31.867 (2)	95.35	0.133	11:41:28.872
6 -	29.232	109.1	40.236	88.3	22.266	129.5	132.6	1:31.734 (1)	95.49		11:43:00.606
7 -	29.547	108.5	40.593	88.6	IN PIT		133.4	4:23.956 P	33.18	2:52.222	11:47:24.562
8 -	OUTLAP	106.0	40.871	90.5	21.973	129.8	132.3	1:36.014	91.23	4.280	11:49:00.576
9 -	30.389	108.7	39.839	93.3	22.303	129.0	133.1	1:32.531 (3)	94.66	0.797	11:50:33.107
10 -	30.737	99.7	49.838	65.5	IN PIT		113.5	10:28.652 P	13.93	8:56.918	12:01:01.759
11 -	OUTLAP	85.4	47.239	81.3	25.194	122.9	114.5	1:54.494	76.50	22.760	12:02:56.253
12 -	34.664	98.2	45.925	84.9	24.855	123.1	118.5	1:45.444	83.07	13.710	12:04:41.697
13 -	34.097	99.1	44.832	86.4	24.604	125.2	127.3	1:43.533	84.60	11.799	12:06:25.230

Weather / Track : Changeable / Dry/Damp

Brands Hatch GP

Circuit Length = 2.4332 miles

Start: 11:30 Flag 12:13 End: 12:13

2014 Dunlop MSA Formula Ford Championship of Great Britain

FREE PRACTICE SESSION 1 - SECTOR ANALYSIS

SECTOR 1 = FL to I1, SECTOR 2 = I1 to I2, SECTOR 3 = I2 to FL, DIFF = Difference To Personal Best Lap

14 -	34.295	97.9	43.646	85.0	24.294	125.2	130.5	1:42.235	85.68	10.501	12:08:07.465
15 -	33.683	100.9	45.107	84.9	24.451	125.9	120.2	1:43.241	84.84	11.507	12:09:50.706
16 -	33.582	101.5	44.012	87.1	24.274	125.6	128.0	1:41.868	85.99	10.134	12:11:32.574

P11		20 S		Clay MITCHELL		Mygale M12-SJ - Mountune - JTR					
LAP	SECTOR 1	SECTOR 2	SECTOR 3	SPEED TRAP	LAP TIME	MPH	DIFF	TIME OF DAY			
1 -	OUTLAP	81.8	52.571	67.7	26.597	117.5	109.2	1:59.975	73.01	25.567	11:32:46.503
2 -	34.160	93.5	51.037	71.6	25.682	112.5	102.2	1:50.879	79.00	16.471	11:34:37.382
3 -	33.649	100.4	46.578	78.0	24.181	127.8	130.0	1:44.408	83.90	10.000	11:36:21.790
4 -	31.814	104.6	45.297	80.3	23.592	128.5	131.3	1:40.703	86.98	6.295	11:38:02.493
5 -	31.441	106.0	43.233	84.8	23.256	128.0	131.8	1:37.930	89.45	3.522	11:39:40.423
6 -	30.971	105.5	43.660	84.0	23.655	128.8	131.0	1:38.286	89.12	3.878	11:41:18.709
7 -	30.925	107.3	44.054	85.9	23.252	128.8	132.1	1:38.231	89.17	3.823	11:42:56.940
8 -	30.750	104.2	43.210	75.5	23.569	129.0	131.3	1:37.529 (3)	89.81	3.121	11:44:34.469
9 -	30.421	106.5	41.929	89.3	22.712	129.3	131.8	1:35.062 (2)	92.14	0.654	11:46:09.531
10 -	30.013	107.5	41.847	89.9	22.548	129.0	132.1	1:34.408 (1)	92.78		11:47:43.939
11 -	29.437	107.7	41.775	93.9	IN PIT		132.3	13:42.670 P	10.64	12:08.262	12:01:26.609
12 -	OUTLAP	73.7	54.826	73.4	26.996	119.1	96.5	2:04.428	70.40	30.020	12:03:31.037
13 -	36.882	87.7	50.140	76.2	26.143	122.2	118.5	1:53.165	77.40	18.757	12:05:24.202
14 -	35.559	90.5	49.165	83.1	25.253	124.9	121.3	1:49.977	79.65	15.569	12:07:14.179
15 -	36.345	90.8	47.867	80.9	25.048	125.6	127.8	1:49.260	80.17	14.852	12:09:03.439
16 -	35.919	97.2	45.795	85.4	24.683	125.4	131.8	1:46.397	82.33	11.989	12:10:49.836

P12		24 S		Ovie IRORO		Mygale M12-SJ - Scholar - Richardson Racing					
LAP	SECTOR 1	SECTOR 2	SECTOR 3	SPEED TRAP	LAP TIME	MPH	DIFF	TIME OF DAY			
1 -	OUTLAP	69.0	1:03.116	65.0	30.254	80.4	91.5	2:24.666	60.55	46.954	11:34:33.740
2 -	40.460	77.8	56.872	69.8	26.794	106.3	78.6	2:04.126	70.57	26.414	11:36:37.866
3 -	38.025	62.1	50.800	82.9	25.504	97.6	102.9	1:54.329	76.61	16.617	11:38:32.195
4 -	36.578	67.7	51.475	83.5	26.687	117.7	104.8	1:54.740	76.34	17.028	11:40:26.935
5 -	36.321	101.5	46.386	83.6	24.423	125.6	121.7	1:47.130	81.76	9.418	11:42:14.065
6 -	32.329	102.4	46.845	81.4	25.618	125.9	120.0	1:44.792	83.59	7.080	11:43:58.857
7 -	31.890	102.4	44.648	80.7	24.299	125.4	127.8	1:40.837 (3)	86.87	3.125	11:45:39.694
8 -	32.676	101.2	46.206	91.1	24.027	124.9	110.7	1:42.909	85.12	5.197	11:47:22.603
9 -	31.024	102.9	43.428	94.7	23.260	124.0	128.5	1:37.712 (1)	89.64		11:49:00.315
10 -	31.829	102.9	42.812	95.5	23.583	122.2	127.5	1:38.224 (2)	89.18	0.512	11:50:38.539
11 -	41.087	62.1	1:04.952	59.0	IN PIT		71.0	17:08.639 P	8.51	15:30.927	12:07:47.178
12 -	OUTLAP	66.9	58.085	69.9	30.841	104.3	97.6	2:17.053	63.91	39.341	12:10:04.231

P13		88		Greg HOLLOWAY		Sinter LA12 - Scholar - SWB Motorsport					
LAP	SECTOR 1	SECTOR 2	SECTOR 3	SPEED TRAP	LAP TIME	MPH	DIFF	TIME OF DAY			
1 -	OUTLAP	68.3	56.169	76.6	28.252	81.4	86.5	2:09.488	67.64	31.025	11:32:43.919
2 -	35.657	87.2	50.498	82.7	28.603	76.4	104.2	1:54.758	76.33	16.295	11:34:38.677
3 -	36.995	68.6	56.481	64.5	29.128	85.1	88.7	2:02.604	71.44	24.141	11:36:41.281
4 -	34.093	94.3	50.083	83.0	26.273	94.2	108.0	1:50.449	79.31	11.986	11:38:31.730
5 -	36.469	78.5	49.203	80.4	25.620	107.5	101.3	1:51.292	78.71	12.829	11:40:23.022
6 -	33.093	85.4	47.799	83.5	24.087	125.2	123.5	1:44.979	83.44	6.516	11:42:08.001
7 -	32.483	102.4	45.933	85.7	24.548	125.4	126.3	1:42.964 (3)	85.07	4.501	11:43:50.965
8 -	31.372	100.4	46.186	91.9	23.162	126.3	103.5	1:40.720 (2)	86.97	2.257	11:45:31.685
9 -	30.942	101.9	44.533	91.4	22.988	126.6	127.8	1:38.463 (1)	88.96		11:47:10.148
10 -	32.621	102.1	45.349	88.1	IN PIT		126.3	16:22.794 P	8.91	14:44.331	12:03:32.942
11 -	OUTLAP	56.5	57.811	73.9	27.706	112.4	95.0	2:15.237	64.77	36.774	12:05:48.179
12 -	36.566	89.4	49.677	80.7	26.216	117.3	113.9	1:52.459	77.89	13.996	12:07:40.638
13 -	35.925	91.3	49.081	79.8	26.431	116.1	118.7	1:51.437	78.60	12.974	12:09:32.075
14 -	35.523	96.4	48.609	80.3	26.252	119.4	124.5	1:50.384	79.35	11.921	12:11:22.459

P14		6		Harrison SCOTT		Mygale M13 SJ - Swindon - Falcon Motorsport					
LAP	SECTOR 1	SECTOR 2	SECTOR 3	SPEED TRAP	LAP TIME	MPH	DIFF	TIME OF DAY			
1 -	OUTLAP	76.6	48.293	79.8	25.191	124.7	113.1	1:57.882	74.31	17.445	12:03:09.493
2 -	34.903	96.8	45.460	83.2	24.757	125.6	125.2	1:45.120	83.33	4.683	12:04:54.613
3 -	33.905	101.2	44.200	83.9	24.623	126.6	131.0	1:42.728	85.27	2.291	12:06:37.341
4 -	33.397	102.7	43.809	84.7	24.488	126.1	137.8	1:41.694 (3)	86.13	1.257	12:08:19.035

Weather / Track : Changeable / Dry/Damp

Brands Hatch GP

Circuit Length = 2.4332 miles

Start: 11:30 Flag 12:13 End: 12:13

2014 Dunlop MSA Formula Ford Championship of Great Britain

FREE PRACTICE SESSION 1 - SECTOR ANALYSIS

SECTOR 1 = FL to I1, SECTOR 2 = I1 to I2, SECTOR 3 = I2 to FL, DIFF = Difference To Personal Best Lap

5 -	33.212	102.7	43.738	<i>86.8</i>	24.383	<i>126.6</i>	<i>131.8</i>	1:41.333 (2)	86.44	0.896	12:10:00.368
6 -	<i>33.088</i>	<i>103.4</i>	<i>43.106</i>	86.7	<i>24.243</i>	126.3	<i>131.8</i>	1:40.437 (1)	87.21		12:11:40.805

2014 Dunlop MSA Formula Ford Championship of Great Britain

FREE PRACTICE SESSION 1 - BEST SPEEDS

POS	SECTOR 1			SECTOR 2			FINISH LINE			VMAX		
	NO	NAME	MPH	NO	NAME	MPH	NO	NAME	MPH	NO	NAME	MPH
1	18	MARSHALL	110.1	11	COLLARD	104.2	2	KRUGER	132.3	2	KRUGER	135.8
2	2	KRUGER	110.0	23	MEALIN	101.5	26	ROSSO	132.3	18	MARSHALL	134.7
3	16	SUTTON	109.6	25	RICHARDSON	101.3	18	MARSHALL	131.8	16	SUTTON	133.9
4	11	COLLARD	109.2	2	KRUGER	100.9	25	RICHARDSON	131.8	11	COLLARD	133.6
5	74	ABBOTT	109.1	16	SUTTON	100.7	16	SUTTON	131.5	26	ROSSO	133.4
6	26	ROSSO	108.4	4	BARLOW	98.3	74	ABBOTT	131.3	74	ABBOTT	133.4
7	25	RICHARDSON	108.4	18	MARSHALL	97.2	11	COLLARD	131.3	25	RICHARDSON	132.8
8	94	O'BRIEN	108.0	24	IRORO	95.5	4	BARLOW	130.0	94	O'BRIEN	132.8
9	23	MEALIN	107.8	26	ROSSO	94.2	23	MEALIN	129.8	20	MITCHELL	132.3
10	4	BARLOW	107.7	20	MITCHELL	93.9	94	O'BRIEN	129.5	6	SCOTT	131.8
11	20	MITCHELL	107.7	94	O'BRIEN	93.7	20	MITCHELL	129.3	4	BARLOW	131.5
12	6	SCOTT	103.4	74	ABBOTT	93.3	6	SCOTT	126.6	23	MEALIN	131.3
13	24	IRORO	102.9	88	HOLLOWAY	91.9	88	HOLLOWAY	126.6	24	IRORO	128.5
14	88	HOLLOWAY	102.4	6	SCOTT	86.8	24	IRORO	125.9	88	HOLLOWAY	127.8

Weather / Track : Changeable / Dry/Damp

Results can be found at www.tsl-timing.com

Brands Hatch GP
Circuit Length = 2.4332 miles
Start: 11:30 Flag 12:13 End: 12:13

Printed - 12:14 Friday, 10 October 2014

2014 Dunlop MSA Formula Ford Championship of Great Britain

FREE PRACTICE SESSION 1 - BEST SECTORS

SECTOR 1			SECTOR 2			SECTOR 3			IDEAL / BEST COMPARISON						
POS	NO	NAME	TIME	NO	NAME	TIME	NO	NAME	TIME	POS	NO	NAME	IDEAL	BEST	DIFF
1	16	SUTTON	27.563	16	SUTTON	38.688	16	SUTTON	20.810						
2	2	KRUGER	27.673	2	KRUGER	38.736	11	COLLARD	21.079	1	16	SUTTON	1:27.061	1:27.341	0.280
3	11	COLLARD	27.682	25	RICHARDSON	38.778	4	BARLOW	21.219	2	2	KRUGER	1:27.751	1:28.066	0.315
4	25	RICHARDSON	27.870	4	BARLOW	38.825	18	MARSHALL	21.248	3	11	COLLARD	1:27.811	1:28.153	0.342
5	4	BARLOW	27.889	18	MARSHALL	39.040	25	RICHARDSON	21.258	4	25	RICHARDSON	1:27.906	1:28.125	0.219
6	23	MEALIN	27.982	11	COLLARD	39.050	26	ROSSO	21.333	5	4	BARLOW	1:27.933	1:28.147	0.214
7	26	ROSSO	28.070	26	ROSSO	39.058	2	KRUGER	21.342	6	18	MARSHALL	1:28.450	1:28.494	0.044
8	18	MARSHALL	28.162	94	O'BRIEN	39.314	23	MEALIN	21.396	7	26	ROSSO	1:28.461	1:28.461	0.000
9	94	O'BRIEN	28.441	23	MEALIN	39.347	94	O'BRIEN	21.948	8	23	MEALIN	1:28.725	1:28.857	0.132
10	74	ABBOTT	29.232	74	ABBOTT	39.839	74	ABBOTT	21.973	9	94	O'BRIEN	1:29.703	1:31.128	1.425
11	20	MITCHELL	29.437	20	MITCHELL	41.775	20	MITCHELL	22.548	10	74	ABBOTT	1:31.044	1:31.734	0.690
12	88	HOLLOWAY	30.942	24	IRORO	42.812	88	HOLLOWAY	22.988	11	20	MITCHELL	1:33.760	1:34.408	0.648
13	24	IRORO	31.024	6	SCOTT	43.106	24	IRORO	23.260	12	24	IRORO	1:37.096	1:37.712	0.616
14	6	SCOTT	33.088	88	HOLLOWAY	44.533	6	SCOTT	24.243	13	88	HOLLOWAY	1:38.463	1:38.463	0.000
										14	6	SCOTT	1:40.437	1:40.437	0.000

Weather / Track : Changeable / Dry/Damp

Results can be found at www.tsl-timing.com

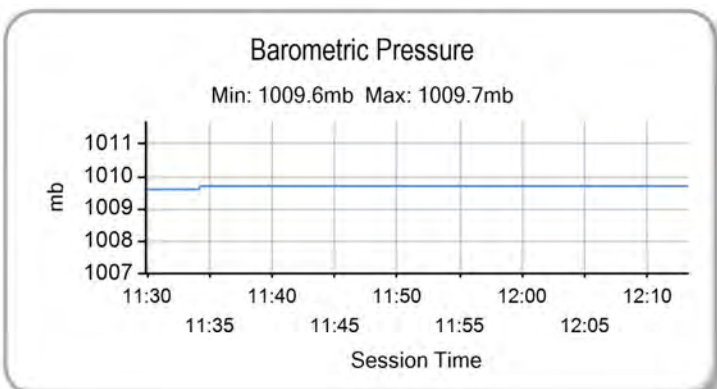
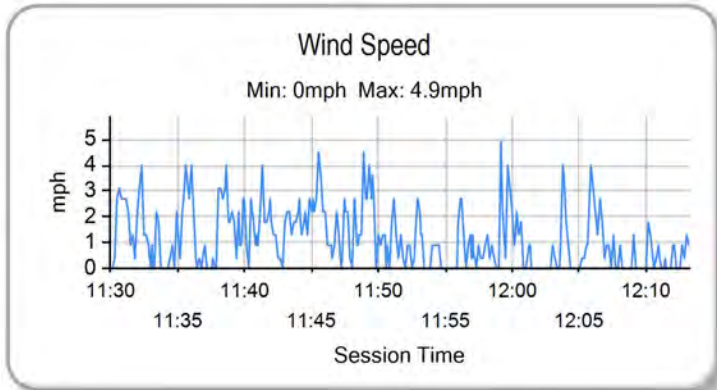
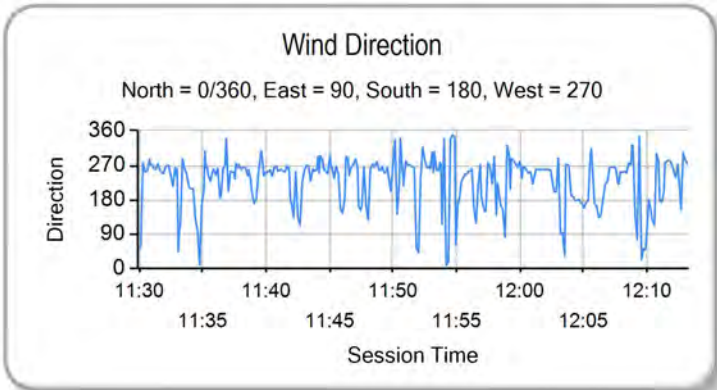
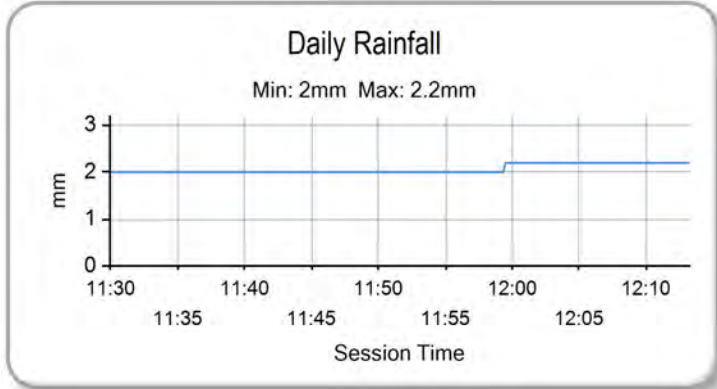
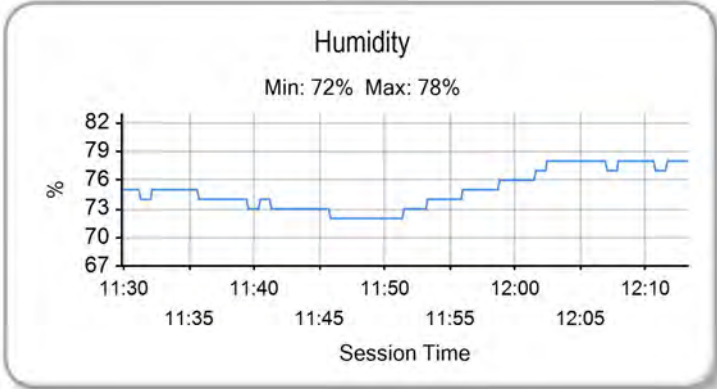
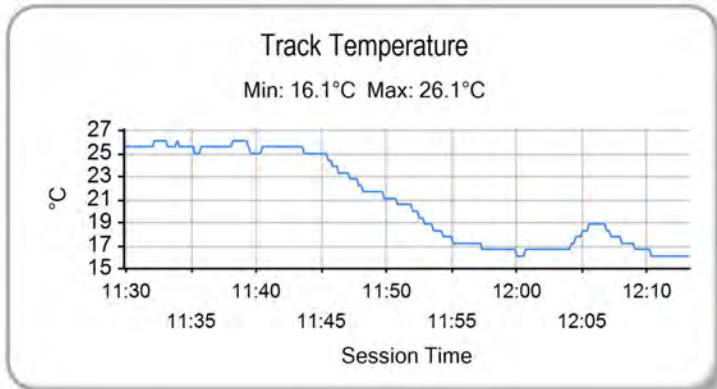
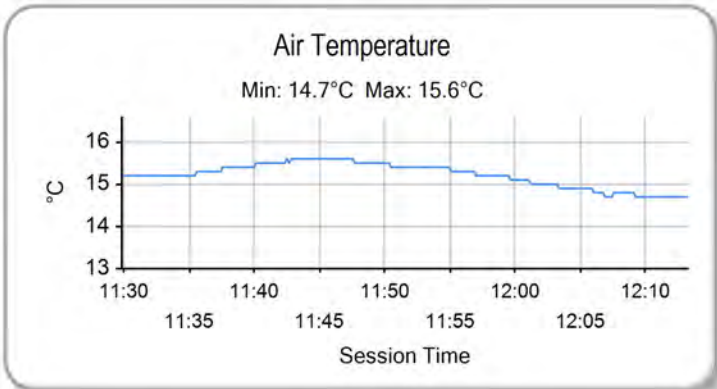
Brands Hatch GP

Circuit Length = 2.4332 miles

Start: 11:30 Flag 12:13 End: 12:13

Printed - 12:14 Friday, 10 October 2014

2014 Dunlop MSA Formula Ford Championship of Great Britain
FREE PRACTICE SESSION 1 - WEATHER CONDITIONS



Weather / Track : Changeable / Dry/Damp

Brands Hatch GP
 Circuit Length = 2.4332 miles
 Start: 11:30 Flag 12:13 End: 12:13

Results can be found at www.tsl-timing.com

Printed - 12:15 Friday, 10 October 2014



2014 Dunlop MSA Formula Ford Championship of Great Britain

FREE PRACTICE SESSION 2 - CLASSIFICATION

POS	NO	CL	PIC NAME	NAT	ENTRY	TIME	ON	LAPS	GAP	DIFF	MPH
1	16	S	1 Ashley SUTTON	GBR	Mygale M12-SJ - Scholar - MBM Motorsport	1:36.559	20	20			90.72
2	2		1 Jayde KRUGER	RSA	Mygale M12 SJ - Mountune - JTR	1:36.766	21	21	0.207	0.207	90.52
3	6		2 Harrison SCOTT	GBR	Mygale M13 SJ - Swindon - Falcon Motorsport	1:37.069	18	18	0.510	0.303	90.24
4	11	S	2 Ricky COLLARD	GBR	Mygale M12-SJ - Swindon - Falcon Motorsport	1:37.639	17	19	1.080	0.570	89.71
5	26		3 Juan ROSSO	ARG	Mygale M13-SJ - Mountune - Radical Motorsport	1:37.879	18	19	1.320	0.240	89.49
6	25	S	3 Louise RICHARDSON	GBR	Mygale M12-SJ - Mountune - Richardson Racing	1:38.475	20	20	1.916	0.596	88.95
7	74		4 James ABBOTT	GBR	Mygale M13-SJ - Mountune - Radical Motorsport	1:38.488	19	19	1.929	0.013	88.94
8	4		5 Jack BARLOW	GBR	Mygale M12-SJ - Scholar - MBM Motorsport	1:38.505	17	17	1.946	0.017	88.92
9	94	S	4 Michael O'BRIEN	GBR	Mygale M12-SJ - Scholar - MBM Motorsport	1:38.637	21	21	2.078	0.132	88.80
10	18		6 Max MARSHALL	GBR	Mygale M12 SJ - Mountune - JTR	1:38.694	18	18	2.135	0.057	88.75
11	23	S	5 Chris MEALIN	GBR	Mygale M12-SJ - Swindon - Falcon Motorsport	1:39.957	16	18	3.398	1.263	87.63
12	20	S	6 Clay MITCHELL	GBR	Mygale M12-SJ - Mountune - JTR	1:40.060	15	20	3.501	0.103	87.54
13	88		7 Greg HOLLOWAY	AUS	Sinter LA12 - Scholar - SWB Motorsport	1:45.891	12	13	9.332	5.831	82.72
14	24	S	7 Ovie IRORO	NIG	Mygale M12-SJ - Scholar - Richardson Racing	1:57.784	4	4	21.225	11.893	74.37

Weather / Track : Bright / Drying

Results can be found at www.tsl-timing.com

Brands Hatch GP
Circuit Length = 2.4332 miles
Start: 16:20 Flag 17:05 End: 17:07

Printed - 17:08 Friday, 10 October 2014

2014 Dunlop MSA Formula Ford Championship of Great Britain

FREE PRACTICE SESSION 2 - SECTOR ANALYSIS

SECTOR 1 = FL to I1, SECTOR 2 = I1 to I2, SECTOR 3 = I2 to FL, DIFF = Difference To Personal Best Lap

P1		16 S		Ashley SUTTON		Mygale M12-SJ - Scholar - MBM Motorsport						
LAP		SECTOR 1		SECTOR 2		SECTOR 3		SPEED TRAP	LAP TIME	MPH	DIFF	TIME OF DAY
1 -	OUTLAP	65.9		47.555	84.9	24.591	125.4	117.1	1:56.506	75.18	19.947	16:23:17.746
2 -		35.235	98.6	43.712	87.1	24.246	125.9	129.3	1:43.193	84.88	6.634	16:25:00.939
3 -		33.445	101.9	43.297	87.0	24.269	125.9	130.0	1:41.011	86.72	4.452	16:26:41.950
4 -		33.741	103.2	43.314	89.1	23.901	126.8	131.5	1:40.956	86.76	4.397	16:28:22.906
5 -		33.833	102.7	42.868	91.1	24.250	126.1	131.3	1:40.951	86.77	4.392	16:30:03.857
6 -		32.966	103.8	42.544	89.4	IN PIT		132.1	12:50.481	P 11.36	11:13.922	16:42:54.338
7 -	OUTLAP	102.2		42.511	93.5	24.074	126.1	131.0	1:42.501	85.46	5.942	16:44:36.839
8 -		32.508	104.0	42.261	90.5	24.040	126.1	131.3	1:38.809	88.65	2.250	16:46:15.648
9 -		32.399	104.0	42.167	90.8	23.968	127.3	131.8	1:38.534	88.90	1.975	16:47:54.182
10 -		32.406	103.5	41.993	93.7	23.993	126.8	132.3	1:38.392	89.03	1.833	16:49:32.574
11 -		32.593	104.2	42.133	91.0	23.736	127.0	132.1	1:38.462	88.96	1.903	16:51:11.036
12 -		32.386	103.8	42.255	91.6	23.652	127.5	131.3	1:38.293	89.11	1.734	16:52:49.329
13 -		32.372	104.8	41.854	92.4	23.523	127.3	132.3	1:37.749	89.61	1.190	16:54:27.078
14 -		32.029	106.0	42.144	85.3	23.881	126.3	132.6	1:38.054	89.33	1.495	16:56:05.132
15 -		32.029	104.5	41.825	90.6	IN PIT		131.5	2:14.397	P 65.17	37.838	16:58:19.529
16 -	OUTLAP	105.3		41.794	88.1	23.723	129.0	132.1	1:41.141	86.61	4.582	17:00:00.670
17 -		32.940	105.5	41.337	90.8	23.559	127.8	132.6	1:37.836	89.53	1.277	17:01:38.506
18 -		31.542	106.8	41.550	91.8	23.639	127.5	132.3	1:36.731	(2) 90.55	0.172	17:03:15.237
19 -		32.001	107.0	41.333	94.3	23.550	127.3	132.1	1:36.884	(3) 90.41	0.325	17:04:52.121
20 -		31.582	106.6	41.378	92.6	23.599	127.0	132.3	1:36.559	(1) 90.72		17:06:28.680

P2		2		Jayde KRUGER		Mygale M12 SJ - Mountune - JTR						
LAP		SECTOR 1		SECTOR 2		SECTOR 3		SPEED TRAP	LAP TIME	MPH	DIFF	TIME OF DAY
1 -	OUTLAP	87.7		47.189	87.9	25.025	124.7	112.5	1:53.101	77.45	16.335	16:23:19.535
2 -		35.014	95.7	44.701	85.3	24.651	125.4	130.5	1:44.366	83.93	7.600	16:25:03.901
3 -		34.129	96.6	43.718	85.7	24.335	127.5	131.8	1:42.182	85.72	5.416	16:26:46.083
4 -		33.625	103.0	43.137	89.5	24.423	126.6	132.6	1:41.185	86.57	4.419	16:28:27.268
5 -		33.543	98.2	43.023	90.8	24.392	127.3	132.6	1:40.958	86.76	4.192	16:30:08.226
6 -		33.079	102.6	42.741	96.2	IN PIT		132.8	11:53.571	P 12.27	10:16.805	16:42:01.797
7 -	OUTLAP	100.6		43.857	88.6	24.652	125.4	131.0	1:46.484	82.26	9.718	16:43:48.281
8 -		33.791	103.2	42.859	90.3	24.196	127.5	132.6	1:40.846	86.86	4.080	16:45:29.127
9 -		32.526	103.5	42.467	92.6	24.413	126.6	133.1	1:39.406	88.12	2.640	16:47:08.533
10 -		32.710	102.7	42.698	91.0	24.245	126.8	132.1	1:39.653	87.90	2.887	16:48:48.186
11 -		32.583	104.0	42.183	90.5	24.067	126.8	132.6	1:38.833	88.63	2.067	16:50:27.019
12 -		33.112	104.3	42.237	93.4	24.124	126.8	132.3	1:39.473	88.06	2.707	16:52:06.492
13 -		32.595	105.1	41.993	93.0	23.928	127.5	132.3	1:38.516	88.91	1.750	16:53:45.008
14 -		32.654	105.6	41.960	90.6	23.745	128.3	132.3	1:38.359	89.05	1.593	16:55:23.367
15 -		32.474	105.3	42.487	93.2	23.530	128.3	132.6	1:38.491	88.94	1.725	16:57:01.858
16 -		32.451	106.0	42.995	90.5	23.614	127.8	133.9	1:39.060	88.42	2.294	16:58:40.918
17 -		32.280	103.0	42.242	93.5	23.783	127.0	132.6	1:38.305	89.10	1.539	17:00:19.223
18 -		32.382	105.3	42.039	92.8	24.041	128.0	133.4	1:38.462	88.96	1.696	17:01:57.685
19 -		32.099	105.8	41.492	96.5	23.541	128.3	133.4	1:37.132	(2) 90.18	0.366	17:03:34.817
20 -		32.558	103.8	41.798	93.5	23.564	128.3	133.6	1:37.920	(3) 89.45	1.154	17:05:12.737
21 -		31.896	105.8	41.358	94.7	23.512	128.3	133.1	1:36.766	(1) 90.52		17:06:49.503

P3		6		Harrison SCOTT		Mygale M13 SJ - Swindon - Falcon Motorsport						
LAP		SECTOR 1		SECTOR 2		SECTOR 3		SPEED TRAP	LAP TIME	MPH	DIFF	TIME OF DAY
1 -	OUTLAP	68.1		55.775	61.9	29.368	100.6	86.9	2:08.679	68.07	31.610	16:23:16.579
2 -		40.469	64.1	49.869	70.0	26.575	124.9	115.7	1:56.913	74.92	19.844	16:25:13.492
3 -		34.386	95.8	44.104	85.0	24.642	125.6	131.0	1:43.132	84.93	6.063	16:26:56.624
4 -		34.053	100.7	43.427	85.9	24.627	125.9	131.8	1:42.107	85.79	5.038	16:28:38.731
5 -		32.722	100.1	43.219	89.1	24.217	126.6	131.8	1:40.158	87.46	3.089	16:30:18.889
6 -		32.750	102.6	42.976	86.4	IN PIT		132.1	11:41.644	P 12.48	10:04.575	16:42:00.533
7 -	OUTLAP	89.0		46.296	84.6	24.862	124.5	99.1	1:53.541	77.15	16.472	16:43:54.074
8 -		33.662	98.9	43.723	83.9	24.550	125.9	131.3	1:41.935	85.93	4.866	16:45:36.009
9 -		33.341	99.1	43.278	87.6	24.655	125.9	131.8	1:41.274	86.49	4.205	16:47:17.283
10 -		33.050	104.0	43.043	86.4	24.482	126.6	131.8	1:40.575	87.09	3.506	16:48:57.858
11 -		33.164	103.8	42.861	86.3	24.423	126.3	132.6	1:40.448	87.20	3.379	16:50:38.306
12 -		32.922	104.6	42.614	91.6	IN PIT		131.5	5:54.219	P 24.73	4:17.150	16:56:32.525
13 -	OUTLAP	98.3		43.196	85.5	24.579	125.4	131.5	1:45.538	83.00	8.469	16:58:18.063

Weather / Track : Bright / Drying

Brands Hatch GP

Circuit Length = 2.4332 miles

Start: 16:20 Flag 17:05 End: 17:07

2014 Dunlop MSA Formula Ford Championship of Great Britain

FREE PRACTICE SESSION 2 - SECTOR ANALYSIS

SECTOR 1 = FL to I1, SECTOR 2 = I1 to I2, SECTOR 3 = I2 to FL, DIFF = Difference To Personal Best Lap

14 -	32.722	104.6	42.898	89.1	24.191	126.1	131.0	1:39.811	87.76	2.742	16:59:57.874
15 -	32.609	105.6	42.033	89.0	24.220	126.6	132.1	1:38.862	88.60	1.793	17:01:36.736
16 -	32.221	106.5	41.843	90.8	24.012	126.8	132.1	1:38.076 (2)	89.31	1.007	17:03:14.812
17 -	32.870	<i>107.7</i>	41.596	91.4	23.869	127.0	<i>133.4</i>	1:38.335 (3)	89.08	1.266	17:04:53.147
18 -	<i>31.965</i>	107.2	<i>41.487</i>	<i>92.9</i>	<i>23.617</i>	<i>127.3</i>	131.5	1:37.069 (1)	90.24		17:06:30.216

P4		11 S		Ricky COLLARD		Mygale M12-SJ - Swindon - Falcon Motorsport					
LAP	SECTOR 1	SECTOR 2	SECTOR 3	SPEED TRAP	LAP TIME	MPH	DIFF	TIME OF DAY			
1 -	OUTLAP	47.4	1:06.845	61.5	30.131	80.1	54.8	2:29.527	58.58	51.888	16:23:52.363
2 -	43.769	59.4	1:02.441	64.5	32.172	83.0	63.0	2:18.382	63.30	40.743	16:26:10.745
3 -	38.186	89.9	51.251	78.7	25.374	124.9	82.4	1:54.811	76.29	17.172	16:28:05.556
4 -	35.777	62.7	46.727	80.9	25.549	126.3	129.0	1:48.053	81.06	10.414	16:29:53.609
5 -	33.310	102.6	43.906	85.2	IN PIT		130.3	12:09.206 P	12.01	10:31.567	16:42:02.815
6 -	OUTLAP	96.5	44.194	90.8	24.658	125.9	129.5	1:47.160	81.74	9.521	16:43:49.975
7 -	33.513	102.6	43.321	94.5	24.173	126.8	130.3	1:41.007	86.72	3.368	16:45:30.982
8 -	33.526	103.0	43.163	91.8	24.412	125.6	130.8	1:41.101	86.64	3.462	16:47:12.083
9 -	33.304	103.0	43.026	91.5	24.119	126.8	130.8	1:40.449	87.20	2.810	16:48:52.532
10 -	32.906	100.7	43.263	85.4	24.454	126.1	130.5	1:40.623	87.05	2.984	16:50:33.155
11 -	32.712	104.6	42.504	92.3	25.154	122.2	130.8	1:40.370	87.27	2.731	16:52:13.525
12 -	32.807	103.8	42.342	89.1	23.902	126.3	130.3	1:39.051	88.43	1.412	16:53:52.576
13 -	32.277	105.5	45.187	89.7	IN PIT		130.8	2:41.104 P	54.37	1:03.465	16:56:33.680
14 -	OUTLAP	100.9	43.101	89.2	24.189	126.3	130.5	1:45.297	83.19	7.658	16:58:18.977
15 -	32.839	105.8	44.273	81.9	24.454	<i>127.3</i>	130.5	1:41.566	86.24	3.927	17:00:00.543
16 -	34.402	91.9	42.309	90.9	24.133	126.8	<i>131.5</i>	1:40.844	86.86	3.205	17:01:41.387
17 -	32.149	106.5	41.606	95.7	<i>23.884</i>	126.3	<i>131.5</i>	1:37.639 (1)	89.71		17:03:19.026
18 -	<i>31.841</i>	<i>106.6</i>	<i>41.472</i>	95.7	24.476	123.1	131.0	1:37.789 (3)	89.57	0.150	17:04:56.815
19 -	32.261	<i>106.6</i>	41.476	<i>96.1</i>	23.930	127.0	131.0	1:37.667 (2)	89.69	0.028	17:06:34.482

P5		26		Juan ROSSO		Mygale M13-SJ - Mountune - Radical Motorsport					
LAP	SECTOR 1	SECTOR 2	SECTOR 3	SPEED TRAP	LAP TIME	MPH	DIFF	TIME OF DAY			
1 -	OUTLAP	70.3	50.797	76.6	26.349	110.7	100.4	2:03.222	71.08	25.343	16:23:05.050
2 -	36.674	88.3	46.553	79.7	25.279	125.2	100.6	1:48.506	80.73	10.627	16:24:53.556
3 -	34.048	97.8	44.325	82.0	24.926	125.2	129.3	1:43.299	84.80	5.420	16:26:36.855
4 -	40.670	86.1	47.652	82.9	24.967	124.7	114.7	1:53.289	77.32	15.410	16:28:30.144
5 -	33.250	96.6	43.719	84.5	24.744	124.5	130.0	1:41.713	86.12	3.834	16:30:11.857
6 -	33.265	99.2	43.898	82.1	IN PIT		130.3	11:54.120 P	12.26	10:16.241	16:42:05.977
7 -	OUTLAP	86.9	46.720	82.5	25.808	121.7	108.7	1:51.933	78.25	14.054	16:43:57.910
8 -	36.625	93.3	44.064	85.5	24.808	123.8	128.3	1:45.497	83.03	7.618	16:45:43.407
9 -	34.060	87.4	45.822	82.7	24.597	<i>125.6</i>	122.9	1:44.479	83.84	6.600	16:47:27.886
10 -	33.395	99.7	42.977	85.2	24.312	<i>125.6</i>	<i>130.8</i>	1:40.684	87.00	2.805	16:49:08.570
11 -	33.218	101.3	42.987	88.8	24.238	124.5	129.8	1:40.443	87.21	2.564	16:50:49.013
12 -	37.359	86.7	48.535	78.2	IN PIT		108.2	4:14.344 P	34.44	2:36.465	16:55:03.357
13 -	OUTLAP	100.1	43.620	83.5	24.451	124.5	128.5	1:46.384	82.34	8.505	16:56:49.741
14 -	33.424	102.2	42.599	88.3	24.231	124.7	129.3	1:40.254	87.37	2.375	16:58:29.995
15 -	33.173	101.5	42.400	90.3	24.351	124.5	130.0	1:39.924	87.66	2.045	17:00:09.919
16 -	32.671	102.1	42.467	90.9	24.075	<i>125.6</i>	130.3	1:39.213	88.29	1.334	17:01:49.132
17 -	32.282	102.4	42.525	86.7	24.128	124.9	130.0	1:38.935 (3)	88.54	1.056	17:03:28.067
18 -	32.127	<i>104.5</i>	<i>41.831</i>	<i>91.9</i>	<i>23.921</i>	124.7	129.5	1:37.879 (1)	89.49		17:05:05.946
19 -	<i>32.062</i>	103.8	42.115	90.4	23.993	125.4	129.8	1:38.170 (2)	89.23	0.291	17:06:44.116

P6		25 S		Louise RICHARDSON		Mygale M12-SJ - Mountune - Richardson Racing					
LAP	SECTOR 1	SECTOR 2	SECTOR 3	SPEED TRAP	LAP TIME	MPH	DIFF	TIME OF DAY			
1 -	OUTLAP	77.6	58.231	67.8	28.389	111.1	72.7	2:10.491	67.12	32.016	16:23:47.339
2 -	36.568	93.5	48.020	79.7	25.931	124.0	107.8	1:50.519	79.26	12.044	16:25:37.858
3 -	36.037	93.7	47.350	78.5	25.063	125.9	130.0	1:48.450	80.77	9.975	16:27:26.308
4 -	34.534	94.3	45.230	80.7	24.767	126.8	130.5	1:44.531	83.80	6.056	16:29:10.839
5 -	34.349	96.2	44.585	83.7	25.012	124.7	129.5	1:43.946	84.27	5.471	16:30:54.785
6 -	34.849	90.8	50.737	70.3	IN PIT		99.7	11:09.267 P	13.08	9:30.792	16:42:04.052
7 -	OUTLAP	87.8	45.685	83.6	24.894	124.9	121.7	1:51.498	78.56	13.023	16:43:55.550
8 -	34.241	97.8	44.098	83.6	24.457	126.8	130.8	1:42.796	85.21	4.321	16:45:38.346
9 -	34.163	100.0	43.268	86.1	24.412	126.8	131.0	1:41.843	86.01	3.368	16:47:20.189
10 -	34.220	100.4	43.332	87.7	24.473	126.3	131.0	1:42.025	85.85	3.550	16:49:02.214

Weather / Track : Bright / Drying

Brands Hatch GP

Circuit Length = 2.4332 miles

Start: 16:20 Flag 17:05 End: 17:07

2014 Dunlop MSA Formula Ford Championship of Great Britain

FREE PRACTICE SESSION 2 - SECTOR ANALYSIS

SECTOR 1 = FL to I1, SECTOR 2 = I1 to I2, SECTOR 3 = I2 to FL, DIFF = Difference To Personal Best Lap

11 -	33.472	103.4	43.136	91.8	24.225	126.3	130.8	1:40.833	86.87	2.358	16:50:43.047
12 -	33.401	103.7	43.231	88.5	24.416	126.1	130.3	1:41.048	86.68	2.573	16:52:24.095
13 -	33.324	104.0	42.877	86.9	24.225	126.6	130.3	1:40.426	87.22	1.951	16:54:04.521
14 -	33.356	104.2	42.432	88.8	24.201	126.8	130.3	1:39.989	87.60	1.514	16:55:44.510
15 -	33.840	103.0	43.440	83.9	IN PIT		130.8	2:43.689	P 53.51	1:05.214	16:58:28.199
16 -	OUTLAP	102.4	43.062	87.3	24.349	126.6	131.0	1:44.531	83.80	6.056	17:00:12.730
17 -	32.838	104.8	42.334	87.2	24.124	126.6	131.0	1:39.296	88.21	0.821	17:01:52.026
18 -	32.970	103.5	41.854	89.8	24.053	126.3	131.3	1:38.877	(3) 88.59	0.402	17:03:30.903
19 -	33.032	105.1	41.642	92.3	24.047	126.6	131.0	1:38.721	(2) 88.73	0.246	17:05:09.624
20 -	32.994	105.5	41.577	90.5	23.904	127.3	131.8	1:38.475	(1) 88.95		17:06:48.099

P7	74	James ABBOTT				Mygale M13-SJ - Mountune - Radical Motorsport					
LAP	SECTOR 1	SECTOR 2	SECTOR 3	SPEED TRAP	LAP TIME	MPH	DIFF	TIME OF DAY			
1 -	OUTLAP	82.1	48.753	77.8	25.747	122.2	104.3	1:56.325	75.30	17.837	16:23:09.990
2 -	35.339	95.7	45.933	84.5	24.719	125.6	118.1	1:45.991	82.64	7.503	16:24:55.981
3 -	34.239	98.8	44.362	88.6	24.345	125.2	129.3	1:42.946	85.09	4.458	16:26:38.927
4 -	34.496	96.5	44.274	85.8	24.503	125.2	129.5	1:43.273	84.82	4.785	16:28:22.200
5 -	34.894	100.3	43.918	89.1	24.284	126.1	130.3	1:43.096	84.96	4.608	16:30:05.296
6 -	33.635	101.2	43.582	91.4	IN PIT		130.8	12:26.576	P 11.73	10:48.088	16:42:31.872
7 -	OUTLAP	93.9	45.536	85.0	24.990	124.2	121.3	1:49.306	80.14	10.818	16:44:21.178
8 -	34.483	101.6	43.802	91.0	24.320	125.6	129.0	1:42.605	85.37	4.117	16:46:03.783
9 -	33.665	101.3	43.285	91.5	23.897	126.3	130.3	1:40.847	86.86	2.359	16:47:44.630
10 -	33.207	102.9	42.748	92.9	23.919	124.9	131.3	1:39.874	87.70	1.386	16:49:24.504
11 -	33.331	103.5	42.926	91.0	23.944	126.3	131.8	1:40.201	87.42	1.713	16:51:04.705
12 -	33.207	103.4	42.722	90.5	24.032	126.8	131.5	1:39.961	87.63	1.473	16:52:44.666
13 -	33.218	103.2	43.151	90.6	24.101	126.1	131.5	1:40.470	87.18	1.982	16:54:25.136
14 -	33.119	103.4	42.720	94.2	IN PIT		131.0	3:57.386	P 36.90	2:18.898	16:58:22.522
15 -	OUTLAP	100.4	42.921	93.4	23.884	127.5	130.3	1:43.068	84.99	4.580	17:00:05.590
16 -	33.006	104.5	42.652	92.5	23.798	127.5	131.8	1:39.456	(2) 88.07	0.968	17:01:45.046
17 -	41.729	71.6	43.219	91.6	23.862	127.3	130.3	1:48.810	80.50	10.322	17:03:33.856
18 -	33.852	103.8	42.193	93.2	23.592	128.0	132.6	1:39.637	(3) 87.91	1.149	17:05:13.493
19 -	32.530	105.8	42.303	95.7	23.655	127.5	131.3	1:38.488	(1) 88.94		17:06:51.981

P8	4	Jack BARLOW				Mygale M12-SJ - Scholar - MBM Motorsport					
LAP	SECTOR 1	SECTOR 2	SECTOR 3	SPEED TRAP	LAP TIME	MPH	DIFF	TIME OF DAY			
1 -	OUTLAP	79.6	48.999	79.8	26.634	121.5	91.9	2:01.846	71.89	23.341	16:30:36.584
2 -	36.140	92.4	45.441	81.0	IN PIT		127.8	11:18.496	P 12.91	9:39.991	16:41:55.080
3 -	OUTLAP	85.5	44.961	81.9	24.909	123.3	127.0	1:48.318	80.87	9.813	16:43:43.398
4 -	33.994	99.5	43.717	89.1	24.580	123.3	128.3	1:42.291	85.63	3.786	16:45:25.689
5 -	33.643	100.7	43.043	89.4	24.370	124.9	129.3	1:41.056	86.68	2.551	16:47:06.745
6 -	33.638	100.3	44.649	88.7	24.407	123.8	99.2	1:42.694	85.30	4.189	16:48:49.439
7 -	32.947	102.2	43.089	89.5	24.260	124.2	129.0	1:40.296	87.33	1.791	16:50:29.735
8 -	33.117	103.8	42.720	90.3	24.470	124.0	129.5	1:40.307	87.33	1.802	16:52:10.042
9 -	32.730	102.4	42.717	87.4	24.271	124.5	129.3	1:39.718	87.84	1.213	16:53:49.760
10 -	32.999	103.2	48.474	58.9	25.399	124.2	129.3	1:46.872	81.96	8.367	16:55:36.632
11 -	32.670	103.2	42.590	88.0	24.508	124.2	129.3	1:39.768	87.80	1.263	16:57:16.400
12 -	32.704	104.0	42.732	87.8	24.346	124.5	129.8	1:39.782	87.78	1.277	16:58:56.182
13 -	32.666	102.9	42.636	89.7	24.134	124.9	129.5	1:39.436	(3) 88.09	0.931	17:00:35.618
14 -	32.651	103.5	42.612	87.8	24.214	125.4	129.8	1:39.477	88.05	0.972	17:02:15.095
15 -	32.756	104.0	42.678	87.9	24.330	124.9	129.3	1:39.764	87.80	1.259	17:03:54.859
16 -	32.454	104.2	42.380	87.2	24.011	124.9	129.8	1:38.845	(2) 88.62	0.340	17:05:33.704
17 -	32.085	105.1	42.129	86.8	24.291	124.7	130.0	1:38.505	(1) 88.92		17:07:12.209

P9	94 S	Michael O'BRIEN				Mygale M12-SJ - Scholar - MBM Motorsport					
LAP	SECTOR 1	SECTOR 2	SECTOR 3	SPEED TRAP	LAP TIME	MPH	DIFF	TIME OF DAY			
1 -	OUTLAP	86.2	48.595	74.2	26.509	122.9	124.5	1:55.906	75.57	17.269	16:22:55.558
2 -	35.347	96.2	46.175	77.1	25.777	124.0	128.5	1:47.299	81.63	8.662	16:24:42.857
3 -	34.821	93.4	45.178	80.0	25.363	124.2	129.8	1:45.362	83.14	6.725	16:26:28.219
4 -	35.561	92.0	44.900	80.2	25.434	122.6	130.0	1:45.895	82.72	7.258	16:28:14.114
5 -	34.368	98.8	44.300	81.5	25.305	124.0	129.8	1:43.973	84.25	5.336	16:29:58.087
6 -	34.427	99.2	44.378	80.8	IN PIT		130.3	11:51.552	P 12.31	10:12.915	16:41:49.639
7 -	OUTLAP	91.0	45.437	79.7	25.463	123.5	125.6	1:49.334	80.12	10.697	16:43:38.973

Weather / Track : Bright / Drying

Brands Hatch GP

Circuit Length = 2.4332 miles

Start: 16:20 Flag 17:05 End: 17:07

2014 Dunlop MSA Formula Ford Championship of Great Britain

FREE PRACTICE SESSION 2 - SECTOR ANALYSIS

SECTOR 1 = FL to I1, SECTOR 2 = I1 to I2, SECTOR 3 = I2 to FL, DIFF = Difference To Personal Best Lap

8 -	33.701	98.8	44.379	79.5	25.427	124.5	129.5	1:43.507	84.63	4.870	16:45:22.480
9 -	33.579	97.8	43.811	84.0	24.851	124.9	129.8	1:42.241	85.67	3.604	16:47:04.721
10 -	37.463	100.1	44.390	83.6	24.951	124.7	118.7	1:46.804	82.01	8.167	16:48:51.525
11 -	33.399	99.4	45.228	83.6	24.741	124.7	112.2	1:43.368	84.74	4.731	16:50:34.893
12 -	33.493	100.9	43.750	83.4	24.568	125.4	130.5	1:41.811	86.04	3.174	16:52:16.704
13 -	33.917	100.1	43.568	82.4	24.808	124.7	130.3	1:42.293	85.63	3.656	16:53:58.997
14 -	33.299	101.0	43.531	83.9	24.544	125.4	130.5	1:41.374	86.41	2.737	16:55:40.371
15 -	33.535	102.2	43.093	84.5	24.615	125.4	130.5	1:41.243	86.52	2.606	16:57:21.614
16 -	32.988	102.6	42.845	85.9	24.464	125.6	129.8	1:40.297	87.33	1.660	16:59:01.911
17 -	32.920	101.5	42.577	85.8	24.746	123.3	130.8	1:40.243	87.38	1.606	17:00:42.154
18 -	32.895	103.0	42.318	86.5	24.079	126.1	131.0	1:39.292 (3)	88.22	0.655	17:02:21.446
19 -	32.708	103.8	42.469	87.3	24.396	125.4	130.0	1:39.573	87.97	0.936	17:04:01.019
20 -	32.708	102.1	42.037	86.1	24.380	125.6	131.0	1:39.125 (2)	88.37	0.488	17:05:40.144
21 -	32.362	105.0	42.092	89.5	24.183	125.9	131.0	1:38.637 (1)	88.80		17:07:18.781

P10	18	Max MARSHALL		Mygale M12 SJ - Mountune - JTR							
LAP	SECTOR 1	SECTOR 2	SECTOR 3	SPEED TRAP	LAP TIME	MPH	DIFF	TIME OF DAY			
1 -	OUTLAP	90.0	47.276	87.8	25.104	123.5	106.5	1:55.877	75.59	17.183	16:23:20.872
2 -	35.744	96.1	43.966	86.9	24.740	125.4	130.3	1:44.450	83.86	5.756	16:25:05.322
3 -	34.596	94.6	44.919	89.4	26.068	119.1	130.0	1:45.583	82.96	6.889	16:26:50.905
4 -	34.772	99.2	44.284	89.4	24.519	126.1	130.8	1:43.575	84.57	4.881	16:28:34.480
5 -	33.700	100.3	44.171	90.6	24.379	126.6	130.8	1:42.250	85.67	3.556	16:30:16.730
6 -	33.486	102.9	43.409	83.3	IN PIT		132.1	11:55.478 P	12.24	10:16.784	16:42:12.208
7 -	OUTLAP	100.1	43.578	88.8	24.103	126.3	130.8	1:46.493	82.25	7.799	16:43:58.701
8 -	38.108	89.5	43.574	87.6	24.409	125.9	131.0	1:46.091	82.56	7.397	16:45:44.792
9 -	33.761	103.2	43.733	87.1	24.250	127.0	131.5	1:41.744	86.09	3.050	16:47:26.536
10 -	33.645	103.8	43.293	88.6	24.155	126.6	132.1	1:41.093	86.65	2.399	16:49:07.629
11 -	35.380	102.1	43.168	88.5	24.407	125.9	132.3	1:42.955	85.08	4.261	16:50:50.584
12 -	34.247	104.3	43.105	89.7	24.343	125.4	130.8	1:41.695	86.13	3.001	16:52:32.279
13 -	33.702	100.0	46.920	79.4	IN PIT		100.0	5:45.783 P	25.33	4:07.089	16:58:18.062
14 -	OUTLAP	103.2	43.672	93.8	24.271	126.1	127.0	1:47.127	81.77	8.433	17:00:05.189
15 -	33.150	105.8	42.442	89.0	24.049	126.8	132.3	1:39.641 (2)	87.91	0.947	17:01:44.830
16 -	32.679	106.5	42.613	85.3	24.501	126.1	132.3	1:39.793 (3)	87.78	1.099	17:03:24.623
17 -	32.817	105.8	47.429	90.4	24.138	126.1	74.8	1:44.384	83.91	5.690	17:05:09.007
18 -	32.695	107.3	41.841	91.9	24.158	126.8	132.6	1:38.694 (1)	88.75		17:06:47.701

P11	23 S	Chris MEALIN		Mygale M12-SJ - Swindon - Falcon Motorsport							
LAP	SECTOR 1	SECTOR 2	SECTOR 3	SPEED TRAP	LAP TIME	MPH	DIFF	TIME OF DAY			
1 -	OUTLAP	70.1	53.538	67.5	27.887	119.6	95.8	2:07.860	68.51	27.903	16:23:36.196
2 -	38.027	79.6	50.345	72.7	26.668	123.1	110.1	1:55.040	76.14	15.083	16:25:31.236
3 -	36.574	90.6	48.427	78.2	25.608	124.5	119.1	1:50.609	79.19	10.652	16:27:21.845
4 -	35.458	95.4	46.145	83.0	25.114	124.2	127.3	1:46.717	82.08	6.760	16:29:08.562
5 -	34.911	96.6	53.020	64.4	IN PIT		77.3	13:01.527 P	11.20	11:21.570	16:42:10.089
6 -	OUTLAP	89.7	48.202	77.3	25.306	123.3	107.2	1:55.331	75.95	15.374	16:44:05.420
7 -	35.166	97.6	45.465	82.7	24.905	124.2	128.3	1:45.536	83.00	5.579	16:45:50.956
8 -	34.433	100.7	44.657	82.1	24.683	124.5	129.5	1:43.773	84.41	3.816	16:47:34.729
9 -	33.910	101.2	44.411	85.3	24.794	123.1	129.5	1:43.115	84.95	3.158	16:49:17.844
10 -	34.255	101.9	43.686	87.9	24.542	125.2	130.0	1:42.483	85.47	2.526	16:51:00.327
11 -	34.261	101.3	43.965	85.2	24.473	125.2	129.5	1:42.699	85.29	2.742	16:52:43.026
12 -	35.375	74.0	44.414	90.8	25.829	124.0	129.0	1:45.618	82.93	5.661	16:54:28.644
13 -	33.859	102.2	43.486	87.3	24.643	124.5	129.3	1:41.988	85.89	2.031	16:56:10.632
14 -	33.301	103.8	43.011	90.9	24.467	124.5	130.3	1:40.779 (2)	86.92	0.822	16:57:51.411
15 -	33.192	103.2	42.909	90.3	24.688	123.3	129.8	1:40.789 (3)	86.91	0.832	16:59:32.200
16 -	33.034	103.0	42.579	90.0	24.344	125.4	129.8	1:39.957 (1)	87.63		17:01:12.157
17 -	36.046	76.4	51.998	73.8	IN PIT		94.6	3:37.268 P	40.31	1:57.311	17:04:49.425
18 -	OUTLAP	92.1	43.766	87.4	24.805	123.8	130.3	1:48.687	80.59	8.730	17:06:38.112

P12	20 S	Clay MITCHELL		Mygale M12-SJ - Mountune - JTR							
LAP	SECTOR 1	SECTOR 2	SECTOR 3	SPEED TRAP	LAP TIME	MPH	DIFF	TIME OF DAY			
1 -	OUTLAP	81.7	55.125	72.7	27.541	117.7	96.2	2:05.590	69.74	25.530	16:23:25.893
2 -	37.213	82.7	54.708	74.3	28.289	101.8	90.5	2:00.210	72.87	20.150	16:25:26.103
3 -	39.570	72.7	58.483	66.0	27.892	121.7	87.1	2:05.945	69.55	25.885	16:27:32.048

Weather / Track : Bright / Drying

Brands Hatch GP

Circuit Length = 2.4332 miles

Start: 16:20 Flag 17:05 End: 17:07

2014 Dunlop MSA Formula Ford Championship of Great Britain

FREE PRACTICE SESSION 2 - SECTOR ANALYSIS

SECTOR 1 = FL to I1, SECTOR 2 = I1 to I2, SECTOR 3 = I2 to FL, DIFF = Difference To Personal Best Lap

4 -	36.049	95.7	47.546	89.5	26.115	122.6	128.3	1:49.710	79.84	9.650	16:29:21.758	
5 -	37.452	94.3	46.088	89.5	25.548	123.1	130.0	1:49.088	80.30	9.028	16:31:10.846	
6 -	34.983	89.7	52.643	78.1	IN PIT		95.3	11:19.464	P	12.89	9:39.404	16:42:30.310
7 -	OUTLAP	98.5	46.244	91.0	24.951	124.2	128.8	1:50.454	79.30	10.394	16:44:20.764	
8 -	35.340	94.1	44.983	92.0	24.976	124.2	131.5	1:45.299	83.19	5.239	16:46:06.063	
9 -	34.155	100.7	44.768	91.3	25.004	124.5	130.5	1:43.927	84.28	3.867	16:47:49.990	
10 -	33.674	101.6	44.428	89.8	24.656	124.2	131.3	1:42.758	85.24	2.698	16:49:32.748	
11 -	33.989	99.7	44.017	92.9	24.421	125.2	131.3	1:42.427	85.52	2.367	16:51:15.175	
12 -	33.096	103.4	43.846	94.5	25.389	124.5	130.8	1:42.331	85.60	2.271	16:52:57.506	
13 -	33.186	104.0	43.762	93.9	24.377	124.5	131.0	1:41.325	86.45	1.265	16:54:38.831	
14 -	33.299	103.5	43.420	91.0	24.370	124.7	130.8	1:41.089	86.65	1.029	16:56:19.920	
15 -	32.598	105.0	43.366	90.4	24.096	125.4	131.5	1:40.060 (1)	87.54		16:57:59.980	
16 -	32.676	102.7	43.639	89.2	24.079	125.2	131.5	1:40.394 (2)	87.25	0.334	16:59:40.374	
17 -	33.632	93.4	43.574	93.0	24.503	124.2	130.8	1:41.709	86.12	1.649	17:01:22.083	
18 -	32.260	104.8	44.313	94.1	23.978	125.6	131.0	1:40.551 (3)	87.11	0.491	17:03:02.634	
19 -	32.631	103.7	43.090	93.8	25.009	108.7	131.3	1:40.730	86.96	0.670	17:04:43.364	
20 -	38.438	84.5	46.078	98.5	27.348	125.9	121.3	1:51.864	78.30	11.804	17:06:35.228	

P13	88	Greg HOLLOWAY					Sinter LA12 - Scholar - SWB Motorsport				
LAP	SECTOR 1	SECTOR 2	SECTOR 3	SPEED TRAP	LAP TIME	MPH	DIFF	TIME OF DAY			

1 -	OUTLAP	83.5	50.628	76.6	26.890	116.5	115.9	2:03.472	70.94	17.581	16:44:11.462
2 -	37.398	91.6	48.033	82.9	27.143	89.7	121.5	1:52.574	77.81	6.683	16:46:04.036
3 -	37.663	93.7	47.676	82.5	26.668	118.5	124.0	1:52.007	78.20	6.116	16:47:56.043
4 -	35.546	93.9	47.604	82.9	26.128	118.9	126.6	1:49.278	80.16	3.387	16:49:45.321
5 -	35.246	95.8	47.134	86.5	25.751	120.2	123.1	1:48.131	81.01	2.240	16:51:33.452
6 -	35.883	93.7	47.481	84.8	25.669	119.6	123.5	1:49.033	80.34	3.142	16:53:22.485
7 -	35.421	96.1	46.359	86.5	25.497	120.0	124.2	1:47.277	81.65	1.386	16:55:09.762
8 -	35.231	95.5	47.488	81.6	25.660	120.4	125.9	1:48.379	80.82	2.488	16:56:58.141
9 -	34.615	96.6	47.250	83.0	25.633	120.0	126.1	1:47.498	81.48	1.607	16:58:45.639
10 -	34.834	98.1	46.335	84.2	25.451	120.9	123.5	1:46.620 (2)	82.15	0.729	17:00:32.259
11 -	35.106	96.9	47.831	85.5	27.107	111.4	103.4	1:50.044	79.60	4.153	17:02:22.303
12 -	34.369	99.5	46.159	84.8	25.363	122.4	125.4	1:45.891 (1)	82.72		17:04:08.194
13 -	34.400	97.9	46.764	83.3	25.503	120.6	123.3	1:46.667 (3)	82.12	0.776	17:05:54.861

P14	24 S	Ovie IRORO					Mygale M12-SJ - Scholar - Richardson Racing				
LAP	SECTOR 1	SECTOR 2	SECTOR 3	SPEED TRAP	LAP TIME	MPH	DIFF	TIME OF DAY			

1 -	OUTLAP	66.1	58.318	65.7	28.688	117.9	89.0	2:16.274	64.28	18.490	16:24:12.473
2 -	39.466	76.6	52.239	79.2	27.860	119.1	109.4	1:59.565 (2)	73.26	1.781	16:26:12.038
3 -	1:22.105	66.9	52.309	80.1	27.197	120.6	104.6	2:41.611 (3)	54.20	43.827	16:28:53.649
4 -	39.201	83.8	51.493	74.3	27.090	120.9	126.1	1:57.784 (1)	74.37		16:30:51.433

2014 Dunlop MSA Formula Ford Championship of Great Britain

FREE PRACTICE SESSION 2 - BEST SPEEDS

POS	SECTOR 1			SECTOR 2			FINISH LINE			VMAX		
	NO	NAME	MPH	NO	NAME	MPH	NO	NAME	MPH	NO	NAME	MPH
1	6	SCOTT	107.7	20	MITCHELL	98.5	16	SUTTON	129.0	2	KRUGER	133.9
2	18	MARSHALL	107.3	2	KRUGER	96.5	2	KRUGER	128.3	6	SCOTT	133.4
3	16	SUTTON	107.0	11	COLLARD	96.1	74	ABBOTT	128.0	18	MARSHALL	132.6
4	11	COLLARD	106.6	74	ABBOTT	95.7	6	SCOTT	127.3	74	ABBOTT	132.6
5	2	KRUGER	106.0	16	SUTTON	94.3	11	COLLARD	127.3	16	SUTTON	132.6
6	74	ABBOTT	105.8	18	MARSHALL	93.8	25	RICHARDSON	127.3	25	RICHARDSON	131.8
7	25	RICHARDSON	105.5	6	SCOTT	92.9	18	MARSHALL	127.0	11	COLLARD	131.5
8	4	BARLOW	105.1	25	RICHARDSON	92.3	94	O'BRIEN	126.1	20	MITCHELL	131.5
9	94	O'BRIEN	105.0	26	ROSSO	91.9	20	MITCHELL	125.9	94	O'BRIEN	131.0
10	20	MITCHELL	105.0	23	MEALIN	90.9	26	ROSSO	125.6	26	ROSSO	130.8
11	26	ROSSO	104.5	4	BARLOW	90.3	4	BARLOW	125.4	23	MEALIN	130.3
12	23	MEALIN	103.8	94	O'BRIEN	89.5	23	MEALIN	125.4	4	BARLOW	130.0
13	88	HOLLOWAY	99.5	88	HOLLOWAY	86.5	88	HOLLOWAY	122.4	88	HOLLOWAY	126.6
14	24	IRORO	83.8	24	IRORO	80.1	24	IRORO	120.9	24	IRORO	126.1

Weather / Track : Bright / Drying

Results can be found at www.tsl-timing.com

Brands Hatch GP
Circuit Length = 2.4332 miles
Start: 16:20 Flag 17:05 End: 17:07

Printed - 17:07 Friday, 10 October 2014

2014 Dunlop MSA Formula Ford Championship of Great Britain

FREE PRACTICE SESSION 2 - BEST SECTORS

SECTOR 1			SECTOR 2			SECTOR 3			IDEAL / BEST COMPARISON						
POS	NO	NAME	TIME	NO	NAME	TIME	NO	NAME	TIME	POS	NO	NAME	IDEAL	BEST	DIFF
1	16	SUTTON	31.542	16	SUTTON	41.333	2	KRUGER	23.512				PERFECT LAP	1:36.387	
2	11	COLLARD	31.841	2	KRUGER	41.358	16	SUTTON	23.523	1	16	SUTTON	1:36.398	1:36.559	0.161
3	2	KRUGER	31.896	11	COLLARD	41.472	74	ABBOTT	23.592	2	2	KRUGER	1:36.766	1:36.766	0.000
4	6	SCOTT	31.965	6	SCOTT	41.487	6	SCOTT	23.617	3	6	SCOTT	1:37.069	1:37.069	0.000
5	26	ROSSO	32.062	25	RICHARDSON	41.577	11	COLLARD	23.884	4	11	COLLARD	1:37.197	1:37.639	0.442
6	4	BARLOW	32.085	26	ROSSO	41.831	25	RICHARDSON	23.904	5	26	ROSSO	1:37.814	1:37.879	0.065
7	20	MITCHELL	32.260	18	MARSHALL	41.841	26	ROSSO	23.921	6	4	BARLOW	1:38.225	1:38.505	0.280
8	94	O'BRIEN	32.362	94	O'BRIEN	42.037	20	MITCHELL	23.978	7	74	ABBOTT	1:38.315	1:38.488	0.173
9	74	ABBOTT	32.530	4	BARLOW	42.129	4	BARLOW	24.011	8	25	RICHARDSON	1:38.319	1:38.475	0.156
10	18	MARSHALL	32.679	74	ABBOTT	42.193	18	MARSHALL	24.049	9	94	O'BRIEN	1:38.478	1:38.637	0.159
11	25	RICHARDSON	32.838	23	MEALIN	42.579	94	O'BRIEN	24.079	10	18	MARSHALL	1:38.569	1:38.694	0.125
12	23	MEALIN	33.034	20	MITCHELL	43.090	23	MEALIN	24.344	11	20	MITCHELL	1:39.328	1:40.060	0.732
13	88	HOLLOWAY	34.369	88	HOLLOWAY	46.159	88	HOLLOWAY	25.363	12	23	MEALIN	1:39.957	1:39.957	0.000
14	24	IRORO	39.201	24	IRORO	51.493	24	IRORO	27.090	13	88	HOLLOWAY	1:45.891	1:45.891	0.000
										14	24	IRORO	1:57.784	1:57.784	0.000

Weather / Track : Bright / Drying

Results can be found at www.tsl-timing.com

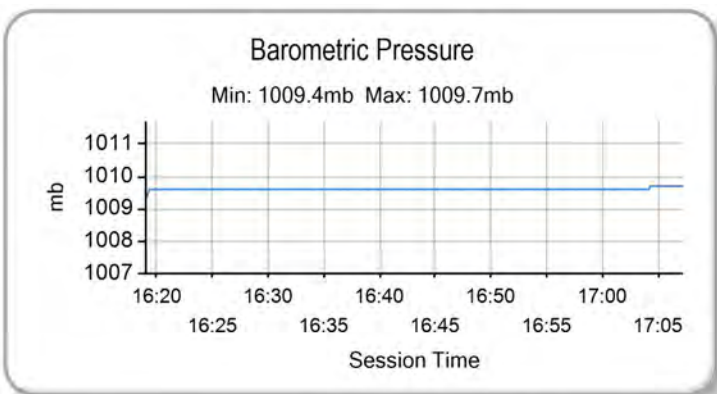
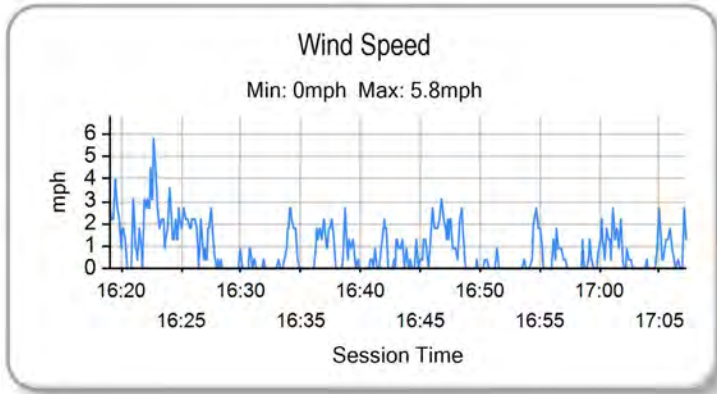
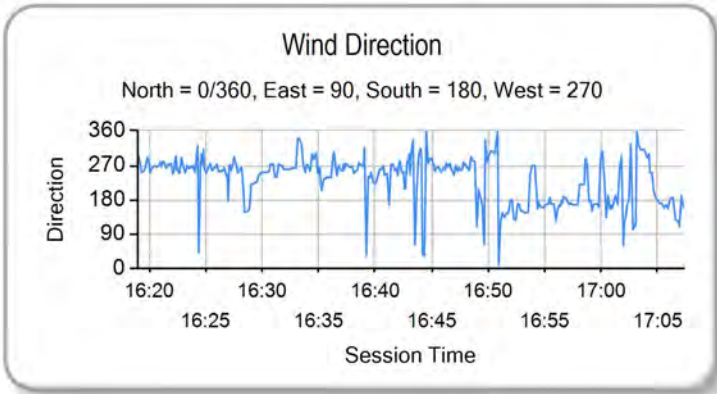
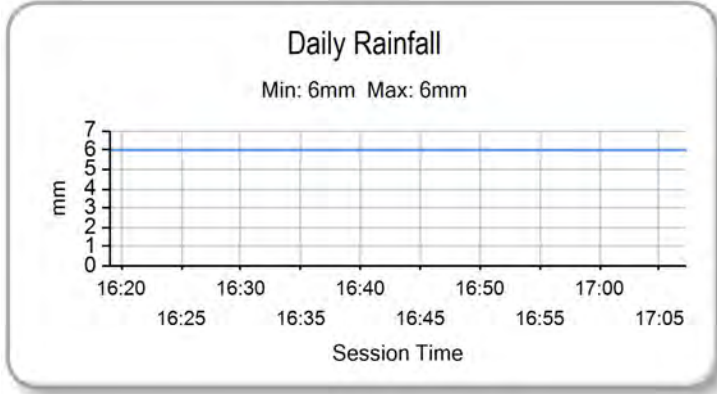
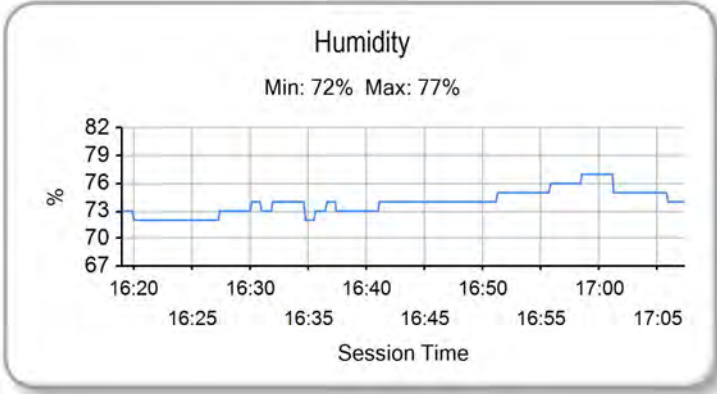
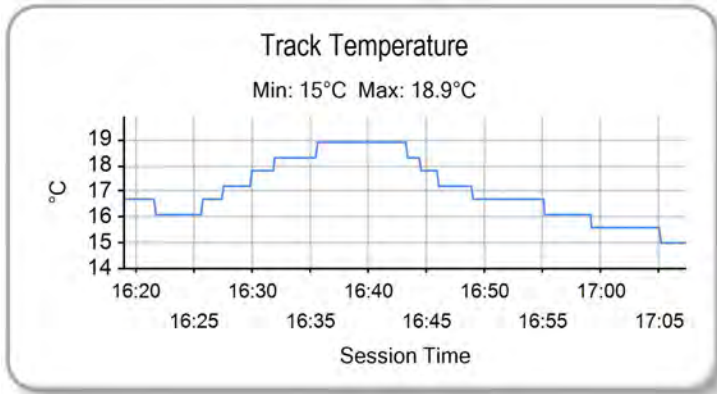
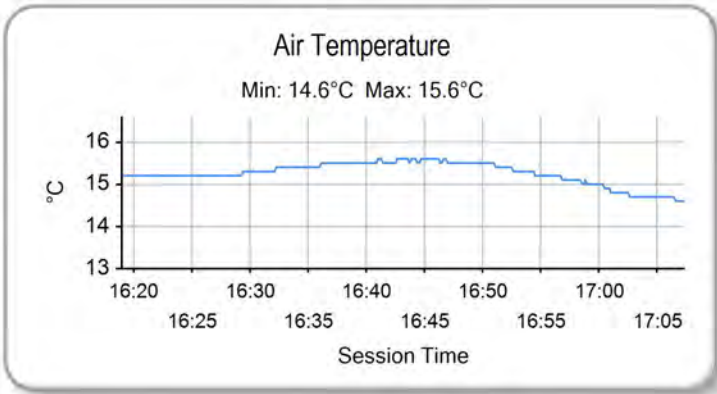
Brands Hatch GP

Circuit Length = 2.4332 miles

Start: 16:20 Flag 17:05 End: 17:07

Printed - 17:07 Friday, 10 October 2014

2014 Dunlop MSA Formula Ford Championship of Great Britain
FREE PRACTICE SESSION 2 - WEATHER CONDITIONS



Weather / Track : Bright / Drying

Results can be found at www.tsl-timing.com

Brands Hatch GP
 Circuit Length = 2.4332 miles
 Start: 16:20 Flag 17:05 End: 17:07

Printed - 17:08 Friday, 10 October 2014



2014 Dunlop MSA Formula Ford Championship of Great Britain

FREE PRACTICE SESSIONS - COMBINED CLASSIFICATION

POS	NO	CL	PIC NAME	NAT	ENTRY	FIRST		SECOND		GAP	DIFF
						TIME	LAPS	TIME	LAPS		
1	16	S	1 Ashley SUTTON	GBR	Mygale M12-SJ - Scholar - MBM Motorsport	1:27.341	18	1:36.559	20		
2	2		1 Jayde KRUGER	RSA	Mygale M12 SJ - Mountune - JTR	1:28.066	17	1:36.766	21	0.725	0.725
3	25	S	2 Louise RICHARDSON	GBR	Mygale M12-SJ - Mountune - Richardson Racing	1:28.125	14	1:38.475	20	0.784	0.059
4	4		2 Jack BARLOW	GBR	Mygale M12-SJ - Scholar - MBM Motorsport	1:28.147	15	1:38.505	17	0.806	0.022
5	11	S	3 Ricky COLLARD	GBR	Mygale M12-SJ - Swindon - Falcon Motorsport	1:28.153	18	1:37.639	19	0.812	0.006
6	26		3 Juan ROSSO	ARG	Mygale M13-SJ - Mountune - Radical Motorsport	1:28.461	17	1:37.879	19	1.120	0.308
7	18		4 Max MARSHALL	GBR	Mygale M12 SJ - Mountune - JTR	1:28.494	14	1:38.694	18	1.153	0.033
8	23	S	4 Chris MEALIN	GBR	Mygale M12-SJ - Swindon - Falcon Motorsport	1:28.857	12	1:39.957	18	1.516	0.363
9	94	S	5 Michael O'BRIEN	GBR	Mygale M12-SJ - Scholar - MBM Motorsport	1:31.128	18	1:38.637	21	3.787	2.271
10	74		5 James ABBOTT	GBR	Mygale M13-SJ - Mountune - Radical Motorsport	1:31.734	16	1:38.488	19	4.393	0.606
11	20	S	6 Clay MITCHELL	GBR	Mygale M12-SJ - Mountune - JTR	1:34.408	16	1:40.060	20	7.067	2.674
12	6		6 Harrison SCOTT	GBR	Mygale M13 SJ - Swindon - Falcon Motorsport	1:40.437	6	1:37.069	18	9.728	2.661
13	24	S	7 Ovie IRORO	NIG	Mygale M12-SJ - Scholar - Richardson Racing	1:37.712	12	1:57.784	4	10.371	0.643
14	88		7 Greg HOLLOWAY	AUS	Sinter LA12 - Scholar - SWB Motorsport	1:38.463	14	1:45.891	13	11.122	0.751

Weather / Track : Bright / Drying

Results can be found at www.tsl-timing.com

Brands Hatch GP
Circuit Length = 2.4332 miles
Start: 16:20 Flag 17:05 End: 17:07

Printed - 17:26 Friday, 10 October 2014



2014 Dunlop MSA Formula Ford Championship of Great Britain FREE PRACTICE SESSIONS - COMBINED CLASSIFICATION

POS	NO	CL	PIC NAME	NAT	ENTRY	FIRST		SECOND		GAP	DIFF
						TIME	LAPS	TIME	LAPS		
1	16	S	1 Ashley SUTTON	GBR	Mygale M12-SJ - Scholar - MBM Motorsport	1:27.341	18	1:36.559	20		
2	2		1 Jayde KRUGER	RSA	Mygale M12 SJ - Mountune - JTR	1:28.066	17	1:36.766	21	0.207	0.207
6	25	S	3 Louise RICHARDSON	GBR	Mygale M12-SJ - Mountune - Richardson Racing	1:28.125	14	1:38.475	20	1.916	0.596
8	4		5 Jack BARLOW	GBR	Mygale M12-SJ - Scholar - MBM Motorsport	1:28.147	15	1:38.505	17	1.946	0.017
4	11	S	2 Ricky COLLARD	GBR	Mygale M12-SJ - Swindon - Falcon Motorsport	1:28.153	18	1:37.639	19	1.080	0.570
5	26		3 Juan ROSSO	ARG	Mygale M13-SJ - Mountune - Radical Motorsport	1:28.461	17	1:37.879	19	1.320	0.240
10	18		6 Max MARSHALL	GBR	Mygale M12 SJ - Mountune - JTR	1:28.494	14	1:38.694	18	2.135	0.057
11	23	S	5 Chris MEALIN	GBR	Mygale M12-SJ - Swindon - Falcon Motorsport	1:28.857	12	1:39.957	18	3.398	1.263
9	94	S	4 Michael O'BRIEN	GBR	Mygale M12-SJ - Scholar - MBM Motorsport	1:31.128	18	1:38.637	21	2.078	0.132
7	74		4 James ABBOTT	GBR	Mygale M13-SJ - Mountune - Radical Motorsport	1:31.734	16	1:38.488	19	1.929	0.013
12	20	S	6 Clay MITCHELL	GBR	Mygale M12-SJ - Mountune - JTR	1:34.408	16	1:40.060	20	3.501	0.103
3	6		2 Harrison SCOTT	GBR	Mygale M13 SJ - Swindon - Falcon Motorsport	1:40.437	6	1:37.069	18	0.510	0.303
14	24	S	7 Ovie IRORO	NIG	Mygale M12-SJ - Scholar - Richardson Racing	1:37.712	12	1:57.784	4	21.225	11.893
13	88		7 Greg HOLLOWAY	AUS	Sinter LA12 - Scholar - SWB Motorsport	1:38.463	14	1:45.891	13	9.332	5.831

Weather / Track : Bright / Drying

Results can be found at www.tsl-timing.com

Brands Hatch GP
Circuit Length = 2.4332 miles
Start: 16:20 Flag 17:05 End: 17:07

Printed - 17:09 Friday, 10 October 2014