



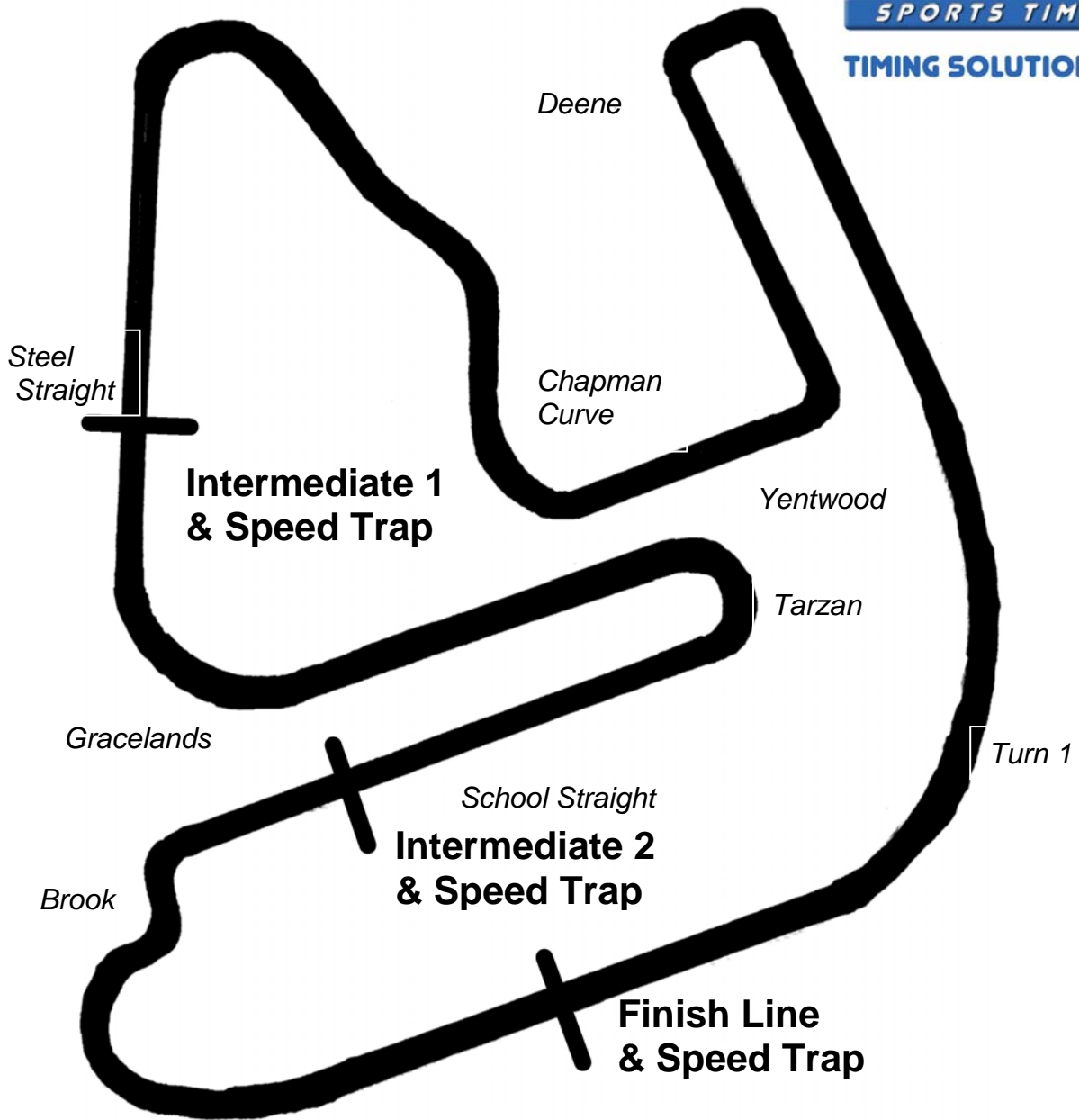
DUNLOP MSA FORMULA FORD CHAMPIONSHIP OF GB

Round +, , & -
FcW_]b[\ Ua 'International GdcfhgWUf' @cb[
- th/ %\$th >i bY 2012



Results Provided by Timing Solutions Ltd
www.tsl-timing.com

ROCKINGHAM INTERNATIONAL LONG



Circuit Length:	2.05 miles / 3302 metres
Intermediate 1:	1,898 metres
Intermediate 2:	2,704 metres
Pit In:	3,157 metres
Pit Out:	162 metres after Finish Line
Pit In – Pit Out	316 metres, @ 60kph = 18.9 seconds, @ 80kph = 14.2 seconds



Dunlop MSA Formula Ford Championship of GB

QUALIFYING - RACE 1 - ROUND 7 - CLASSIFICATION

POS	NO	CL	DRIVER / TEAM	CAR	TIME	ON	LAPS	GAP	DIFF	MPH
1	10	E	Antti BURI (FIN) JTR	M12-SJ	1:25.119	7	10			86.77
2	2	E	Jake COOK (GBR) Jamun Racing	M12-SJ	1:25.341	6	9	0.222	0.222	86.55
3	9	E	Cavan CORCORAN (GBR) JTR	M12-SJ	1:25.513	12	13	0.394	0.172	86.37
4	3	E	Luke WILLIAMS (GBR) Jamun Racing	M12-SJ	1:25.616	5	8	0.497	0.103	86.27
5	4	E	Eric LICHTENSTEIN (ARG) Jamun Racing	M12-SJ	1:25.621	7	9	0.502	0.005	86.26
6	11	ER	Julio MORENO (ECU) JTR	M12-SJ	1:25.798	13	13	0.679	0.177	86.09
7	21	DR	Fred MARTIN-DYE (GBR) Enigma Motorsport	M12-SJ	1:26.277	8	13	1.158	0.479	85.61
8	7	ER	Ryan CULLEN (GBR) Cullen Motorsport in assn with RCC	M12-SJ	1:27.125	6	9	2.006	0.848	84.77
9	12	D	Fabian WELTER (MEX) RVR Rendez-Vous Racing	Mygale SJ08	1:29.154	12	12	4.035	2.029	82.84
10	6	D	Matt RAO (GBR) Fluid Motorsport	Van Diemen LA09	1:29.264	11	13	4.145	0.110	82.74
11	89	G	James HAMMOND (GBR) Race Car Consultants	Mygale SJ11	1:29.919	9	11	4.800	0.655	82.14
12	15	DR	Oilly RAE (AUS) Enigma Motorsport	Mygale SJ07	1:30.162	9	11	5.043	0.243	81.92
13	5	DR	Alex DRABBLE (GBR) Fluid Motorsport	Van Diemen LA11	1:31.206	7	8	6.087	1.044	80.98
14	17	DR	George BLUNDELL (GBR) Enigma Motorsport	Mygale SJ08	1:31.260	13	13	6.141	0.054	80.93

Car 15 - No working transponder

Weather / Track : Cloudy / Dry

These results are provisional until the conclusion of any judicial and technical matters.

Rockingham Int. SSCL
Circuit Length = 2.0518 miles
Start: 10:09 End: 10:30

Clerk of Course :		Timekeeper :
-------------------	--	--------------



Dunlop MSA Formula Ford Championship of GB

QUALIFYING - RACE 4 - ROUND 8 - 2ND FASTEST CLASSIFICATION

POS	NO	CL	DRIVER / TEAM	CAR	TIME	ON	LAPS	GAP	DIFF	MPH
1	10	E	Antti BURI (FIN) JTR	M12-SJ	1:25.125	9	10			86.77
2	9	E	Cavan CORCORAN (GBR) JTR	M12-SJ	1:25.597	9	13	0.472	0.472	86.29
3	2	E	Jake COOK (GBR) Jamun Racing	M12-SJ	1:25.611	7	9	0.486	0.014	86.27
4	4	E	Eric LICHTENSTEIN (ARG) Jamun Racing	M12-SJ	1:25.716	4	9	0.591	0.105	86.17
5	3	E	Luke WILLIAMS (GBR) Jamun Racing	M12-SJ	1:25.758	6	8	0.633	0.042	86.13
6	11	ER	Julio MORENO (ECU) JTR	M12-SJ	1:25.910	8	13	0.785	0.152	85.97
7	21	DR	Fred MARTIN-DYE (GBR) Enigma Motorsport	M12-SJ	1:26.516	7	13	1.391	0.606	85.37
8	7	ER	Ryan CULLEN (GBR) Cullen Motorsport in assn with RCC	M12-SJ	1:27.279	7	9	2.154	0.763	84.62
9	12	D	Fabian WELTER (MEX) RVR Rendez-Vous Racing	Mygale SJ08	1:29.493	9	12	4.368	2.214	82.53
10	6	D	Matt RAO (GBR) Fluid Motorsport	Van Diemen LA09	1:29.615	12	13	4.490	0.122	82.42
11	89	G	James HAMMOND (GBR) Race Car Consultants	Mygale SJ11	1:30.106	7	11	4.981	0.491	81.97
12	15	DR	Oilly RAE (AUS) Enigma Motorsport	Mygale SJ07	1:30.180	7	11	5.055	0.074	81.90
13	17	DR	George BLUNDELL (GBR) Enigma Motorsport	Mygale SJ08	1:31.289	7	13	6.164	1.109	80.91
14	5	DR	Alex DRABBLE (GBR) Fluid Motorsport	Van Diemen LA11	1:32.946	6	8	7.821	1.657	79.46

Car 15 - No working transponder

Weather / Track : Cloudy / Dry

These results are provisional until the conclusion of any judicial and technical matters.

Rockingham Int. SSCL
Circuit Length = 2.0518 miles
Start: 10:09 End: 10:30

Clerk of Course :		Timekeeper :
-------------------	--	--------------



Dunlop MSA Formula Ford Championship of GB

QUALIFYING - RACE 8 - ROUND 9 - 3RD FASTEST CLASSIFICATION

POS	NO	CL	DRIVER / TEAM	CAR	TIME	ON	LAPS	GAP	DIFF	MPH
1	10	E	Antti BURI (FIN) JTR	M12-SJ	1:25.139	8	10			86.75
2	9	E	Cavan CORCORAN (GBR) JTR	M12-SJ	1:25.638	8	13	0.499	0.499	86.25
3	4	E	Eric LICHTENSTEIN (ARG) Jamun Racing	M12-SJ	1:25.734	5	9	0.595	0.096	86.15
4	2	E	Jake COOK (GBR) Jamun Racing	M12-SJ	1:25.808	8	9	0.669	0.074	86.08
5	11	ER	Julio MORENO (ECU) JTR	M12-SJ	1:25.927	7	13	0.788	0.119	85.96
6	3	E	Luke WILLIAMS (GBR) Jamun Racing	M12-SJ	1:25.995	7	8	0.856	0.068	85.89
7	21	DR	Fred MARTIN-DYE (GBR) Enigma Motorsport	M12-SJ	1:26.827	13	13	1.688	0.832	85.06
8	7	ER	Ryan CULLEN (GBR) Cullen Motorsport in assn with RCC	M12-SJ	1:27.576	5	9	2.437	0.749	84.34
9	12	D	Fabian WELTER (MEX) RVR Rendez-Vous Racing	Mygale SJ08	1:29.722	7	12	4.583	2.146	82.32
10	6	D	Matt RAO (GBR) Fluid Motorsport	Van Diemen LA09	1:30.071	13	13	4.932	0.349	82.00
11	15	DR	Oily RAE (AUS) Enigma Motorsport	Mygale SJ07	1:30.323	11	11	5.184	0.252	81.77
12	89	G	James HAMMOND (GBR) Race Car Consultants	Mygale SJ11	1:30.851	6	11	5.712	0.528	81.30
13	17	DR	George BLUNDELL (GBR) Enigma Motorsport	Mygale SJ08	1:31.323	12	13	6.184	0.472	80.88
14	5	DR	Alex DRABBLE (GBR) Fluid Motorsport	Van Diemen LA11	1:34.184	5	8	9.045	2.861	78.42

Car 15 - No working transponder

Weather / Track : Cloudy / Dry

These results are provisional until the conclusion of any judicial and technical matters.

Rockingham Int. SSCL
Circuit Length = 2.0518 miles
Start: 10:09 End: 10:30

Clerk of Course :		Timekeeper :
-------------------	--	--------------

Dunlop MSA Formula Ford Championship of GB

QUALIFYING - SECTOR ANALYSIS

2	Jake COOK E Jamun Racing														
1-	Out	50.0	36.990	57.3	22.746	64.9	2:34.276	6-	47.686	105.0	21.533	106.0	16.122	115.5	1:25.341
2-	1:06.346	89.4	23.469	105.2	17.189	113.9	1:47.004	7-	47.886	102.8	21.541	106.9	16.184	115.5	1:25.611
3-	49.381	104.2	21.847	107.4	16.545	115.3	1:27.773	8-	47.977	105.5	21.537	107.0	16.294	115.7	1:25.808
4-	49.263	104.9	21.588	107.2	16.363	115.5	1:27.214	9-	55.835	70.2	25.180	77.3	In		1:36.751 P
5-	48.233	104.9	21.552	106.5	16.388	115.1	1:26.173								
3	Luke WILLIAMS E Jamun Racing														
1-	Out	54.4	40.210	54.0	24.551	83.2	2:40.660	5-	47.961	105.7	21.327	106.7	16.328	115.1	1:25.616
2-	1:14.890	93.6	23.470	103.9	17.069	113.4	1:55.429	6-	47.925	104.7	21.464	105.0	16.369	114.1	1:25.758
3-	48.867	104.0	21.927	106.7	16.666	114.3	1:27.460	7-	48.098	104.2	21.444	106.4	16.453	115.5	1:25.995
4-	48.165	104.9	21.665	105.0	16.496	115.1	1:26.326	8-	47.752	105.5	25.971	70.3	In		1:29.464 P
4	Eric LICHTENSTEIN E Jamun Racing														
1-	Out	54.3	40.643	44.6	29.775	50.3	2:50.734	6-	47.974	104.5	21.623	106.9	16.382	114.5	1:25.979
2-	1:21.491	99.9	23.619	103.4	17.320	113.9	2:02.430	7-	47.865	104.5	21.403	106.0	16.353	114.7	1:25.621
3-	48.538	103.7	21.568	107.0	16.438	114.5	1:26.544	8-	47.862	105.0	21.602	107.2	16.293	114.9	1:25.757
4-	47.941	105.5	21.439	106.7	16.336	114.5	1:25.716	9-	1:12.956	58.3	33.978	59.8	In		2:09.013 P
5-	48.024	104.7	21.378	106.7	16.332	114.5	1:25.734								
5	Alex DRABBLE DR Fluid Motorsport														
1-	Out	64.3	35.734	57.0	23.287	69.1	2:32.136	5-	53.003	99.3	23.517	102.6	17.664	110.7	1:34.184
2-	1:08.955	94.4	26.621	94.3	19.791	108.9	1:55.367	6-	52.173	98.7	23.251	101.5	17.522	112.4	1:32.946
3-	55.165	97.3	25.281	97.3	18.719	109.8	1:39.165	7-	50.884	100.0	22.976	101.2	17.346	110.9	1:31.206
4-	53.813	99.4	23.994	101.2	18.159	110.7	1:35.966	8-	1:03.941	67.4	30.895	82.2	In		1:53.187 P
6	Matt RAO D Fluid Motorsport														
1-	Out	78.4	28.036	94.8	20.003	106.4	2:02.568	8-	50.404	101.5	22.854	102.1	17.336	111.3	1:30.594
2-	1:02.342	96.0	29.458	62.7	20.485	108.8	1:52.285	9-	50.379	101.4	22.739	103.2	17.147	112.0	1:30.265
3-	57.423	99.4	23.694	101.2	17.930	109.7	1:39.047	10-	51.183	100.9	22.692	102.5	17.846	111.7	1:31.721
4-	52.626	100.9	23.301	102.8	17.856	110.9	1:33.783	11-	49.763	101.5	22.299	102.0	17.202	112.4	1:29.264
5-	52.867	99.4	22.819	101.5	17.544	110.7	1:33.230	12-	50.446	101.2	22.253	103.1	16.916	111.7	1:29.615
6-	50.844	100.3	22.539	101.4	17.282	110.4	1:30.665	13-	50.580	101.4	22.421	102.9	17.070	111.5	1:30.071
7-	50.888	102.9	22.605	103.4	17.262	111.8	1:30.755								
7	Ryan CULLEN ER Cullen Motorsport in assn with RCC														
1-	Out	52.6	40.435	50.9	29.296	49.2	2:48.695	6-	48.714	103.4	21.745	105.2	16.666	112.2	1:27.125
2-	1:22.224	92.1	23.602	103.1	17.992	110.7	2:03.818	7-	48.838	102.3	21.784	105.2	16.657	112.6	1:27.279
3-	50.231	102.6	22.168	105.2	17.199	112.4	1:29.598	8-	57.380	76.3	27.989	77.0	In		1:43.604 P
4-	49.477	102.9	22.050	105.5	17.127	112.8	1:28.654	9-	Out	102.5	22.031	105.2	17.062	112.2	5:47.337
5-	49.046	104.4	21.729	105.2	16.801	112.6	1:27.576								
9	Cavan CORCORAN E JTR														
1-	Out	63.1	35.294	53.5	22.967	70.2	2:09.397	8-	47.908	104.9	21.466	106.9	16.264	114.3	1:25.638
2-	1:04.835	69.0	29.478	62.0	20.748	96.1	1:55.061	9-	47.857	105.8	21.400	107.2	16.340	113.9	1:25.597
3-	57.497	95.2	22.977	107.2	17.867	112.0	1:38.341	10-	48.481	104.5	21.774	104.4	16.573	113.9	1:26.828
4-	50.811	104.9	32.453	42.7	19.898	110.7	1:43.162	11-	48.168	104.9	21.461	106.5	16.361	114.7	1:25.990
5-	52.805	85.6	22.244	107.7	16.510	114.9	1:31.559	12-	47.919	105.7	21.417	107.2	16.177	114.7	1:25.513
6-	48.803	107.4	21.801	108.1	16.526	114.3	1:27.130	13-	48.028	105.2	28.134	77.6	16.771	114.3	1:32.933
7-	48.463	105.0	21.501	107.0	16.281	114.1	1:26.245								
10	Antti BURI E JTR														
1-	Out	63.8	34.604	54.7	23.135	73.8	2:10.083	6-	48.988	105.8	21.422	108.6	16.183	117.7	1:26.593
2-	1:06.542	65.1	29.663	67.0	20.300	90.8	1:56.505	7-	47.441	106.0	21.442	107.9	16.236	116.9	1:25.119
3-	58.141	90.9	22.627	108.4	18.837	100.3	1:39.605	8-	47.635	106.7	21.424	108.6	16.080	116.7	1:25.139
4-	1:01.634	74.1	28.613	107.4	16.945	115.7	1:47.192	9-	47.509	106.2	21.380	108.6	16.236	115.9	1:25.125
5-	48.300	106.9	21.836	108.4	16.423	116.5	1:26.559	10-	47.675	105.7	21.521	108.6	In		1:24.208 P
11	Julio MORENO ER JTR														
1-	Out	60.9	34.925	51.3	22.768	75.3	2:12.641	8-	47.924	104.5	21.581	107.4	16.405	114.7	1:25.910
2-	1:06.225	69.5	30.200	59.4	21.094	108.8	1:57.519	9-	47.950	105.4	21.479	106.9	17.178	113.6	1:26.607 D

Weather / Track : Cloudy / Dry

Rockingham Int. SSSL
Circuit Length = 2.0518 miles
Start: 10:09 End: 10:30

Dunlop MSA Formula Ford Championship of GB

QUALIFYING - SECTOR ANALYSIS

3-	58.256	100.6	23.353	106.0	18.510	111.8	1:40.119	10-	49.219	102.6	21.590	106.2	16.306	113.9	1:27.115
4-	59.902	78.5	29.079	103.2	17.341	113.4	1:46.322	11-	48.454	104.0	21.580	105.8	16.446	113.9	1:26.480
5-	49.344	104.4	21.698	107.0	16.602	114.5	1:27.644	12-	48.289	104.5	21.487	106.0	16.529	113.6	1:26.305 D
6-	48.178	105.5	21.631	106.5	16.399	115.7	1:26.208	13-	47.945	105.2	21.506	105.7	16.347	113.9	1:25.798
7-	48.054	106.2	21.629	107.0	16.244	115.3	1:25.927								
12	Fabian WELTER			D RVR Rendez-Vous Racing											
1-	Out	48.9	41.155	39.3	27.357	52.9	2:38.854	7-	50.310	101.2	22.370	102.8	17.042	111.1	1:29.722
2-	1:21.819	87.0	24.989	100.6	18.052	110.2	2:04.860	8-	50.105	99.0	22.730	102.1	17.162	109.7	1:29.997
3-	53.834	99.6	24.609	94.5	17.938	111.8	1:36.381	9-	50.223	101.4	22.382	103.1	16.888	111.8	1:29.493
4-	56.307	100.8	22.909	103.2	17.365	111.8	1:36.581	10-	52.189	74.3	25.635	102.0	17.038	111.8	1:34.862
5-	50.843	98.5	22.665	102.6	17.165	111.3	1:30.673	11-	50.629	100.5	22.483	103.1	16.894	112.0	1:30.006 D
6-	50.339	100.0	22.642	102.5	17.141	111.5	1:30.122	12-	49.950	101.8	22.401	102.6	16.803	111.7	1:29.154
15	Oilly RAE			DR Enigma Motorsport											
1-							3:29.358	7-							1:30.180
2-							1:36.205	8-							1:31.104
3-							1:34.555	9-							1:30.162
4-							1:32.311	10-							1:31.266
5-							1:30.822	11-							1:30.323
6-							1:30.715								
17	George BLUNDELL			DR Enigma Motorsport											
1-	Out	70.9	28.165	72.9	20.212	99.9	2:00.628	8-	51.160	102.5	22.645	103.9	17.547	110.9	1:31.352
2-	1:01.623	94.3	29.287	62.8	20.567	108.9	1:51.477	9-	51.042	102.3	22.861	103.6	17.544	110.7	1:31.447
3-	57.966	101.2	24.060	102.1	18.294	108.9	1:40.320	10-	52.183	100.2	22.779	103.4	17.548	111.1	1:32.510
4-	53.696	100.6	23.278	103.6	17.844	110.2	1:34.818	11-	52.708	85.4	26.535	94.9	18.504	110.2	1:37.747
5-	51.798	102.5	22.981	103.4	17.609	111.7	1:32.388	12-	51.221	102.5	22.736	103.6	17.366	111.1	1:31.323
6-	51.730	104.2	23.662	100.5	17.742	111.1	1:33.134	13-	50.983	102.1	22.757	103.9	17.520	110.4	1:31.260
7-	51.434	104.2	22.656	103.7	17.199	111.7	1:31.289								
21	Fred MARTIN-DYE			DR Enigma Motorsport											
1-	Out	80.7	28.141	55.8	21.549	96.1	2:12.739	8-	48.279	103.4	21.462	106.5	16.536	114.1	1:26.277
2-	1:02.100	64.9	30.295	62.3	21.371	105.8	1:53.766	9-	48.386	104.7	23.548	90.6	17.602	113.9	1:29.536 D
3-	56.953	81.0	23.171	107.2	17.566	114.1	1:37.690	10-	48.755	104.2	21.569	105.8	16.621	113.9	1:26.945
4-	50.684	104.0	23.337	104.2	16.845	114.5	1:30.866	11-	51.964	80.8	24.249	101.8	16.899	114.5	1:33.112
5-	49.692	105.0	21.844	106.4	16.783	114.5	1:28.319	12-	48.507	104.7	21.562	106.7	16.927	114.1	1:26.996
6-	48.784	104.2	21.572	106.2	16.511	114.9	1:26.867	13-	48.638	104.9	21.688	106.0	16.501	114.7	1:26.827
7-	48.619	103.9	21.429	106.4	16.468	115.1	1:26.516								
89	James HAMMOND			G Race Car Consultants											
1-	Out	50.5	40.662	49.8	28.464	50.1	2:39.666	7-	50.453	100.2	22.613	101.7	17.040	109.8	1:30.106
2-	1:23.621	88.4	25.468	98.7	18.188	109.8	2:07.277	8-	52.100	95.3	22.910	100.8	17.099	111.3	1:32.109
3-	52.934	101.4	23.546	101.7	17.698	108.8	1:34.178	9-	50.433	100.3	22.516	101.8	16.970	110.0	1:29.919
4-	51.338	99.4	23.352	100.3	17.339	111.1	1:32.029	10-	51.392	99.1	22.767	101.5	16.998	110.2	1:31.157
5-	50.731	100.0	22.999	101.2	17.216	110.7	1:30.946	11-	50.791	100.6	22.557	101.8	16.920	110.2	1:30.268 D
6-	50.887	100.2	22.854	100.9	17.110	110.0	1:30.851								

Weather / Track : Cloudy / Dry

Rockingham Int. SSCL
Circuit Length = 2.0518 miles
Start: 10:09 End: 10:30

Dunlop MSA Formula Ford Championship of GB

QUALIFYING - BEST SECTOR TIMES

SECTOR 1			SECTOR 2			SECTOR 3			IDEAL / BEST COMPARISON						
POS	NO	NAME	TIME	NO	NAME	TIME	NO	NAME	TIME	POS	NO	NAME	IDEAL	BEST	DIFF
1	10	BURI	47.441	3	WILLIAMS	21.327	10	BURI	16.080	1	10	BURI	1:24.901	1:25.119	0.218
2	2	COOK	47.686	4	LICHTENSTEIN	21.378	2	COOK	16.122	2	2	COOK	1:25.341	1:25.341	0.000
3	3	WILLIAMS	47.752	10	BURI	21.380	9	CORCORAN	16.177	3	3	WILLIAMS	1:25.407	1:25.616	0.209
4	9	CORCORAN	47.857	9	CORCORAN	21.400	11	MORENO	16.244	4	9	CORCORAN	1:25.434	1:25.513	0.079
5	4	LICHTENSTEIN	47.862	21	MARTIN-DYE	21.429	4	LICHTENSTEIN	16.293	5	4	LICHTENSTEIN	1:25.533	1:25.621	0.088
6	11	MORENO	47.924	11	MORENO	21.479	3	WILLIAMS	16.328	6	11	MORENO	1:25.647	1:25.798	0.151
7	21	MARTIN-DYE	48.279	2	COOK	21.533	21	MARTIN-DYE	16.468	7	21	MARTIN-DYE	1:26.176	1:26.277	0.101
8	7	CULLEN	48.714	7	CULLEN	21.729	7	CULLEN	16.657	8	7	CULLEN	1:27.100	1:27.125	0.025
9	6	RAO	49.763	6	RAO	22.253	12	WELTER	16.803	9	6	RAO	1:28.932	1:29.264	0.332
10	12	WELTER	49.950	12	WELTER	22.370	6	RAO	16.916	10	12	WELTER	1:29.123	1:29.154	0.031
11	89	HAMMOND	50.433	89	HAMMOND	22.516	89	HAMMOND	16.920	11	89	HAMMOND	1:29.869	1:29.919	0.050
12	5	DRABBLE	50.884	17	BLUNDELL	22.645	17	BLUNDELL	17.199	12	17	BLUNDELL	1:30.827	1:31.260	0.433
13	17	BLUNDELL	50.983	5	DRABBLE	22.976	5	DRABBLE	17.346	13	5	DRABBLE	1:31.206	1:31.206	0.000
14	15	RAE		15	RAE		15	RAE		14	15	RAE		1:30.162	0.000
												Perfect Lap		1:24.848	

Weather / Track : Cloudy / Dry

Rockingham Int. SSCL
 Circuit Length = 2.0518 miles
 Start: 10:09 End: 10:30

Dunlop MSA Formula Ford Championship of GB

QUALIFYING - SPEED TRAPS

SECTOR 1				SECTOR 2			FINISH LINE		
POS	NO	NAME	MPH	NO	NAME	MPH	NO	NAME	MPH
1	9	Cavan CORCORAN	107.4	10	Antti BURI	108.6	10	Antti BURI	117.7
2	10	Antti BURI	106.9	9	Cavan CORCORAN	108.1	2	Jake COOK	115.7
3	11	Julio MORENO	106.2	2	Jake COOK	107.4	11	Julio MORENO	115.7
4	3	Luke WILLIAMS	105.7	11	Julio MORENO	107.4	3	Luke WILLIAMS	115.5
5	2	Jake COOK	105.5	4	Eric LICHTENSTEIN	107.2	21	Fred MARTIN-DYE	115.1
6	4	Eric LICHTENSTEIN	105.5	21	Fred MARTIN-DYE	107.2	4	Eric LICHTENSTEIN	114.9
7	21	Fred MARTIN-DYE	105.0	3	Luke WILLIAMS	106.7	9	Cavan CORCORAN	114.9
8	7	Ryan CULLEN	104.4	7	Ryan CULLEN	105.5	7	Ryan CULLEN	112.8
9	17	George BLUNDELL	104.2	17	George BLUNDELL	103.9	5	Alex DRABBLE	112.4
10	6	Matt RAO	102.9	6	Matt RAO	103.4	6	Matt RAO	112.4
11	12	Fabian WELTER	101.8	12	Fabian WELTER	103.2	12	Fabian WELTER	112.0
12	89	James HAMMOND	101.4	5	Alex DRABBLE	102.6	17	George BLUNDELL	111.7
13	5	Alex DRABBLE	100.0	89	James HAMMOND	101.8	89	James HAMMOND	111.3
14									

Weather / Track : Cloudy / Dry

Rockingham Int. SSCL
 Circuit Length = 2.0518 miles
 Start: 10:09 End: 10:30



Dunlop MSA Formula Ford Championship of GB

RACE 1 - ROUND 7 - GRID

ROW 7	17 1:31.260 George BLUNDELL	5 1:31.206 Alex DRABBLE
ROW 6	15 1:30.162 Olly RAE	89 1:29.919 James HAMMOND
ROW 5	6 1:29.264 Matt RAO	12 1:29.154 Fabian WELTER
ROW 4	7 1:27.125 Ryan CULLEN	21 1:26.277 Fred MARTIN-DYE
ROW 3	11 1:25.798 Julio MORENO	4 1:25.621 Eric LICHTENSTEIN
ROW 2	3 1:25.616 Luke WILLIAMS	9 1:25.513 Cavan CORCORAN
ROW 1	2 1:25.341 Jake COOK	10 1:25.119 Antti BURI
Pole		

Rockingham Int. SSCL
Circuit Length = 2.0518 miles


These results are provisional until the conclusion of any judicial and technical matters.

Clerk of Course :		Timekeeper :
-------------------	--	--------------



Dunlop MSA Formula Ford Championship of GB

RACE 4 - ROUND 8 - GRID

ROW 7	1:32.946 5 Alex DRABBLE	1:31.289 17 George BLUNDELL
ROW 6	1:30.180 15 Olly RAE	1:30.106 89 James HAMMOND
ROW 5	1:29.615 6 Matt RAO	1:29.493 12 Fabian WELTER
ROW 4	1:27.279 7 Ryan CULLEN	1:26.516 21 Fred MARTIN-DYE
ROW 3	1:25.910 11 Julio MORENO	1:25.758 3 Luke WILLIAMS
ROW 2	1:25.716 4 Eric LICHTENSTEIN	1:25.611 2 Jake COOK
ROW 1	1:25.597 9 Cavan CORCORAN	1:25.125 10 Antti BURI
Pole		
		

Rockingham Int. SSCL
Circuit Length = 2.0518 miles


These results are provisional until the conclusion of any judicial and technical matters.

Clerk of Course :		Timekeeper :
-------------------	--	--------------



Dunlop MSA Formula Ford Championship of GB

RACE 8 - ROUND 9 - GRID

ROW 7	1:34.184 5 Alex DRABBLE	1:31.323 17 George BLUNDELL
ROW 6	1:30.851 89 James HAMMOND	1:30.323 15 Olly RAE
ROW 5	1:30.071 6 Matt RAO	1:29.722 12 Fabian WELTER
ROW 4	1:27.576 7 Ryan CULLEN	1:26.827 21 Fred MARTIN-DYE
ROW 3	1:25.995 3 Luke WILLIAMS	1:25.927 11 Julio MORENO
ROW 2	1:25.808 2 Jake COOK	1:25.734 4 Eric LICHTENSTEIN
ROW 1	1:25.638 9 Cavan CORCORAN	1:25.139 10 Antti BURI
Pole		
		

Rockingham Int. SSCL
Circuit Length = 2.0518 miles

These results are provisional until the conclusion of any judicial and technical matters.

Clerk of Course :		Timekeeper :
-------------------	--	--------------



Dunlop MSA Formula Ford Championship of GB RACE 1 - ROUND 7 - CLASSIFICATION

POS	NO	CL	DRIVER / TEAM	CAR	LAPS	TIME	GAP	DIFF	MPH	BEST	ON
1	10	E	Antti BURI (FIN) JTR	M12-SJ	13	18:43.451			85.47	1:25.395	6
2	9	E	Cavan CORCORAN (GBR) JTR	M12-SJ	13	18:53.038	9.587	9.587	84.74	1:25.934	8
3	3	E	Luke WILLIAMS (GBR) Jamun Racing	M12-SJ	13	19:01.022	17.571	7.984	84.15	1:25.526	3
4	11	ER	Julio MORENO (ECU) JTR	M12-SJ	13	19:04.850	21.399	3.828	83.87	1:26.333	3
5	7	ER	Ryan CULLEN (GBR) Cullen Motorsport in assn with RCC	M12-SJ	13	19:05.046	21.595	0.196	83.85	1:26.659	10
6	21	DR	Fred MARTIN-DYE (GBR) Enigma Motorsport	M12-SJ	13	19:05.439	21.988	0.393	83.83	1:26.512	3
7	6	D	Matt RAO (GBR) Fluid Motorsport	Van Diemen LA09	13	19:43.023	59.572	37.584	81.16	1:29.402	5
8	89	G	James HAMMOND (GBR) Race Car Consultants	Mygale SJ11	13	19:44.703	1:01.252	1.680	81.05	1:29.534	4
9	12	D	Fabian WELTER (MEX) RVR Rendez-Vous Racing	Mygale SJ08	13	19:50.138	1:06.687	5.435	80.68	1:29.629	5
10	5	DR	Alex DRABBLE (GBR) Fluid Motorsport	Van Diemen LA11	13	19:52.690	1:09.239	2.552	80.50	1:29.871	8
11	17	DR	George BLUNDELL (GBR) Enigma Motorsport	Mygale SJ08	13	19:53.067	1:09.616	0.377	80.48	1:30.228	10
12	15	DR	Oilly RAE (AUS) Enigma Motorsport	Mygale SJ07	13	19:58.014	1:14.563	4.947	80.15	1:29.499	5

NOT CLASSIFIED

DNF	2	E	Jake COOK (GBR) Jamun Racing	M12-SJ	4	5:53.341	9 laps	9 laps	83.61	1:25.407	3
DQ	4	E	Eric LICHTENSTEIN (ARG) Jamun Racing	M12-SJ	0						

FASTEST LAP

10	E	Antti BURI (FIN) JTR	M12-SJ	6	1:25.395	86.49 mph	139.20 kph
11	ER	Julio MORENO (ECU) JTR	M12-SJ	3	1:26.333	85.55 mph	137.69 kph
21	DR	Fred MARTIN-DYE (GBR) Enigma Motorsport	M12-SJ	3	1:26.512	85.37 mph	137.40 kph
6	D	Matt RAO (GBR) Fluid Motorsport	Van Diemen LA09	5	1:29.402	82.61 mph	132.96 kph
89	G	James HAMMOND (GBR) Race Car Consultants	Mygale SJ11	4	1:29.534	82.49 mph	132.76 kph

Car 6 - No working transponder; Car 4 excluded - exceeding track limits

Cars 3, 11 & 12 - 5 second penalty added - exceeding track limits

Weather / Track : Cloudy / Dry

These results are provisional until the conclusion of any judicial and technical matters.

Rockingham Int. SSCL
Circuit Length = 2.0518 miles
Start: 14:30 End: 14:50

Clerk of Course :	Timekeeper :
-------------------	--------------

Dunlop MSA Formula Ford Championship of GB
RACE 1 - ROUND 7 - LAP CHART

Lap 1			Lap 2			Lap 3			Lap 4			Lap 5		
No	Behind	Laptime	No	Behind	Laptime	No	Behind	Laptime	No	Behind	Laptime	No	Behind	Laptime
10		1:31.696	10		1:25.757	10		1:25.560	10		1:25.793	10		1:25.423
3	0.430	1:32.126	3	0.572	1:25.899	3	0.538	1:25.526	3	0.563	1:25.818	3	0.692	1:25.552
2	1.000	1:32.696	2	1.090	1:25.847	2	0.937	1:25.407	2	4.535	1:29.391	9	6.006	1:26.564
9	2.245	1:33.941	9	2.814	1:26.326	9	3.295	1:26.041	9	4.865	1:27.363	21	6.887	1:26.833
21	2.630	1:34.326	21	3.402	1:26.529	21	4.354	1:26.512	21	5.477	1:26.916	11	7.175	1:26.605
7	3.580	1:35.276	11	4.623	1:26.510	11	5.396	1:26.333	11	5.993	1:26.390	7	10.049	1:27.602
11	3.870	1:35.566	7	5.229	1:27.406	7	6.522	1:26.853	7	7.870	1:27.141	12	25.265	1:29.629
12	7.000	1:38.696	12	12.034	1:30.791	12	17.030	1:30.556	12	21.059	1:29.822	6	25.739	1:29.402
6	8.238	1:39.934	6	13.294	1:30.813	6	17.904	1:30.170	6	21.760	1:29.649	89	27.304	1:30.385
89	8.915	1:40.611	89	13.881	1:30.723	89	18.601	1:30.280	89	22.342	1:29.534	15	27.453	1:29.499
15	9.369	1:41.065	15	14.785	1:31.173	15	19.367	1:30.142	15	23.377	1:29.803	17	33.135	1:30.596
5	10.709	1:42.405	17	17.269	1:32.015	17	22.592	1:30.883	17	27.962	1:31.163	5	33.555	1:30.163
17	11.011	1:42.707	5	18.217	1:33.265	5	23.697	1:31.040	5	28.815	1:30.911			

Weather / Track : Cloudy / Dry

Rockingham Int. SSCL
 Circuit Length = 2.0518 miles
 Start: 14:30 End: 14:50

Dunlop MSA Formula Ford Championship of GB
RACE 1 - ROUND 7 - LAP CHART

Lap 6			Lap 7			Lap 8			Lap 9			Lap 10		
No	Behind	Laptime	No	Behind	Laptime	No	Behind	Laptime	No	Behind	Laptime	No	Behind	Laptime
10		1:25.395	10		1:25.618	10		1:26.072	10		1:26.204	10		1:26.076
3	1.151	1:25.854	3	1.996	1:26.463	3	3.011	1:27.087	3	3.577	1:26.770	3	6.826	1:29.325
9	7.030	1:26.419	9	7.619	1:26.207	9	7.481	1:25.934	9	7.269	1:25.992	9	7.424	1:26.231
21	8.248	1:26.756	21	9.620	1:26.990	21	10.635	1:27.087	11	13.105	1:28.152	11	14.182	1:27.153
11	8.481	1:26.701	11	10.351	1:27.488	11	11.157	1:26.878	21	14.378	1:29.947	21	16.187	1:27.885
7	12.009	1:27.355	7	13.791	1:27.400	7	14.842	1:27.123	7	15.949	1:27.311	7	16.532	1:26.659
12	30.039	1:30.169	12	34.811	1:30.390	6	39.320	1:30.100	6	43.346	1:30.230	6	47.597	1:30.327
6	30.537	1:30.193	6	35.292	1:30.373	12	41.816	1:33.077	12	46.300	1:30.688	12	50.371	1:30.147
15	32.285	1:30.227	89	37.287	1:30.321	89	42.157	1:30.942	89	46.765	1:30.812	89	50.821	1:30.132
89	32.584	1:30.675	5	44.231	1:30.907	5	48.030	1:29.871	5	52.431	1:30.605	5	56.545	1:30.190
5	38.942	1:30.782	17	45.290	1:31.162	17	49.995	1:30.777	17	54.099	1:30.308	17	58.251	1:30.228
17	39.746	1:32.006	15	51.853	1:45.186	15	56.653	1:30.872	15	1:00.353	1:29.904	15	1:04.576	1:30.299

Weather / Track : Cloudy / Dry

Rockingham Int. SSCL
 Circuit Length = 2.0518 miles
 Start: 14:30 End: 14:50

Dunlop MSA Formula Ford Championship of GB
RACE 1 - ROUND 7 - LAP CHART

Lap 11			Lap 12			Lap 13		
No	Behind	Laptime	No	Behind	Laptime	No	Behind	Laptime
10		1:26.673	10		1:26.597	10		1:26.587
9	8.741	1:27.990	9	9.118	1:26.974	9	9.587	1:27.056
3	8.857	1:28.704	3	10.668	1:28.408	3	12.571	1:28.490
11	14.351	1:26.842	11	15.140	1:27.386	11	16.399	1:27.846
21	17.659	1:28.145	7	19.766	1:28.433	7	21.595	1:28.416
7	17.930	1:28.071	21	20.881	1:29.819	21	21.988	1:27.694
6	51.145	1:30.221	6	55.391	1:30.843	6	59.572	1:30.768
89	54.429	1:30.281	89	58.150	1:30.318	89	1:01.252	1:29.689
12	55.209	1:31.511	12	58.495	1:29.883	12	1:01.687	1:29.779
5	1:00.379	1:30.507	5	1:04.737	1:30.955	5	1:09.239	1:31.089
17	1:02.011	1:30.433	17	1:05.651	1:30.237	17	1:09.616	1:30.552
15	1:07.940	1:30.037	15	1:11.259	1:29.916	15	1:14.563	1:29.891

Weather / Track : Cloudy / Dry

Rockingham Int. SSCL
 Circuit Length = 2.0518 miles
 Start: 14:30 End: 14:50

Dunlop MSA Formula Ford Championship of GB

RACE 1 - ROUND 7 - SECTOR ANALYSIS

2	Jake COOK				E Jamun Racing										
1-	106.0	21.892	108.2	16.578	115.9	1:32.696	3-	47.774	106.5	21.363	108.6	16.270	117.1	1:25.407	
2-	47.903	105.8	21.575	107.5	16.369	116.7	1:25.847	4-	50.785	104.4	22.091	107.0	16.515	115.1	1:29.391
3	Luke WILLIAMS				E Jamun Racing										
1-	104.7	21.689	107.7	16.469	115.5	1:32.126	8-	48.191	104.0	22.209	104.9	16.687	114.3	1:27.087	
2-	47.863	105.8	21.702	106.4	16.334	115.7	1:25.899	9-	48.249	103.1	21.996	105.7	16.525	113.9	1:26.770
3-	47.736	105.8	21.538	107.2	16.252	115.7	1:25.526	10-	50.095	103.9	22.101	106.0	17.129	113.7	1:29.325
4-	48.051	104.7	21.551	107.2	16.216	115.5	1:25.818	11-	49.205	104.5	22.366	105.7	17.133	111.8	1:28.704
5-	47.837	104.5	21.477	107.5	16.238	115.3	1:25.552	12-	49.352	103.9	22.187	106.9	16.869	113.9	1:28.408
6-	47.931	104.5	21.511	106.9	16.412	114.9	1:25.854	13-	49.252	103.7	22.087	106.0	17.151	99.7	1:28.490
7-	48.204	103.9	21.666	106.7	16.593	114.5	1:26.463								
4	Eric LICHTENSTEIN				E Jamun Racing										
1-	106.9	21.791	109.1	16.705	116.3	1:33.099	8-	48.061	105.4	21.421	106.2	16.475	114.5	1:25.957	
2-	47.831	107.2	21.551	108.2	16.531	113.6	1:25.913	9-	48.070	105.8	22.030	106.9	16.479	116.1	1:26.579
3-	48.183	106.0	21.456	107.4	16.448	115.9	1:26.087	10-	48.065	104.0	21.541	106.2	16.489	114.5	1:26.095
4-	48.320	105.2	21.441	107.0	16.367	115.1	1:26.128	11-	48.625	104.9	21.695	106.9	16.546	114.1	1:26.866
5-	47.906	105.0	21.427	106.9	16.392	114.9	1:25.725	12-	48.229	104.9	21.533	106.5	16.524	114.5	1:26.286
6-	48.077	105.0	21.464	106.7	16.313	114.7	1:25.854	13-	48.147	104.9	21.719	106.2	16.457	114.1	1:26.323
7-	48.098	104.9	21.446	106.9	16.413	115.1	1:25.957								
5	Alex DRABBLE				DR Fluid Motorsport										
1-	99.1	23.434	102.3	17.663	110.7	1:42.405	8-	50.153	99.7	22.735	102.5	16.983	110.9	1:29.871	
2-	52.416	100.8	23.236	102.8	17.613	111.8	1:33.265	9-	50.513	99.7	22.908	101.5	17.184	111.3	1:30.605
3-	51.200	99.9	22.678	102.6	17.162	111.1	1:31.040	10-	50.531	100.2	22.649	102.5	17.010	110.4	1:30.190
4-	50.908	101.2	22.893	103.1	17.110	111.3	1:30.911	11-	50.561	99.7	22.953	102.8	16.993	111.1	1:30.507
5-	50.405	101.2	22.654	103.4	17.104	112.0	1:30.163	12-	50.742	98.8	22.920	102.3	17.293	109.8	1:30.955
6-	50.841	98.5	22.771	102.9	17.170	111.1	1:30.782	13-	51.023	98.4	22.757	102.8	17.309	109.7	1:31.089
7-	50.739	99.4	22.880	102.0	17.288	110.6	1:30.907								
6	Matt RAO				D Fluid Motorsport										
1-						1:39.934	8-							1:30.100	
2-						1:30.813	9-							1:30.230	
3-						1:30.170	10-							1:30.327	
4-						1:29.649	11-							1:30.221	
5-						1:29.402	12-							1:30.843	
6-						1:30.193	13-							1:30.768	
7-						1:30.373									
7	Ryan CULLEN				ER Cullen Motorsport in assn with RCC										
1-	104.0	22.055	106.9	16.781	113.2	1:35.276	8-	48.825	103.1	21.787	105.5	16.511	113.2	1:27.123	
2-	49.149	104.7	21.731	106.9	16.526	113.6	1:27.406	9-	48.939	102.8	21.731	105.4	16.641	112.8	1:27.311
3-	48.766	103.4	21.526	106.0	16.561	113.7	1:26.853	10-	48.523	104.7	21.613	107.0	16.523	114.1	1:26.659
4-	48.815	103.1	21.625	105.8	16.701	113.2	1:27.141	11-	49.523	105.0	21.805	107.0	16.743	113.9	1:28.071
5-	49.115	102.5	21.869	105.7	16.618	112.6	1:27.602	12-	49.800	103.4	21.924	105.4	16.709	112.8	1:28.433
6-	48.761	102.9	21.965	105.5	16.629	113.0	1:27.355	13-	49.469	103.7	22.001	105.5	16.946	112.4	1:28.416
7-	48.958	102.9	21.730	105.7	16.712	112.8	1:27.400								
9	Cavan CORCORAN				E JTR										
1-	105.8	22.080	108.1	16.580	115.1	1:33.941	8-	48.018	104.7	21.616	106.4	16.300	114.7	1:25.934	
2-	48.341	105.4	21.685	107.4	16.300	114.5	1:26.326	9-	48.011	104.5	21.654	106.4	16.327	114.7	1:25.992
3-	48.116	105.2	21.620	107.4	16.305	114.5	1:26.041	10-	48.191	104.9	21.616	107.7	16.424	114.3	1:26.231
4-	48.592	107.0	22.135	108.9	16.636	115.7	1:27.363	11-	48.853	106.7	22.313	108.1	16.824	113.7	1:27.990
5-	48.176	106.4	21.649	107.4	16.739	113.4	1:26.564	12-	48.768	104.7	21.740	106.9	16.466	114.3	1:26.974
6-	48.361	103.9	21.659	107.0	16.399	114.1	1:26.419	13-	48.482	104.5	21.963	106.5	16.611	114.3	1:27.056
7-	48.240	104.5	21.616	107.4	16.351	114.5	1:26.207								
10	Antti BURI				E JTR										
1-	106.2	21.846	108.6	16.330	116.5	1:31.696	8-	48.151	106.2	21.582	107.9	16.339	116.3	1:26.072	
2-	47.985	105.7	21.562	108.2	16.210	116.7	1:25.757	9-	48.236	106.0	21.698	108.4	16.270	116.5	1:26.204
3-	47.888	106.5	21.467	108.8	16.205	116.9	1:25.560	10-	47.916	106.7	21.828	108.2	16.332	116.1	1:26.076

Weather / Track : Cloudy / Dry

Rockingham Int. SSCL
Circuit Length = 2.0518 miles
Start: 14:30 End: 14:50

Dunlop MSA Formula Ford Championship of GB

RACE 1 - ROUND 7 - SECTOR ANALYSIS

4 -	47.982	106.2	21.564	109.1	16.247	116.1	1:25.793	11 -	48.342	106.5	21.838	108.6	16.493	116.9	1:26.673
5 -	47.799	106.2	21.444	108.9	16.180	116.3	1:25.423	12 -	48.438	106.7	21.765	108.2	16.394	116.1	1:26.597
6 -	47.721	105.7	21.413	108.8	16.261	116.7	1:25.395	13 -	48.126	106.4	21.817	108.6	16.644	97.1	1:26.587
7 -	47.903	106.5	21.477	108.6	16.238	116.3	1:25.618								
11	Julio MORENO							ER	JTR						
1 -		104.0	21.892	107.9	16.629	115.1	1:35.566	8 -	48.640	105.0	21.651	106.4	16.587	113.7	1:26.878
2 -	48.275	105.2	21.769	107.5	16.466	114.1	1:26.510	9 -	48.710	102.5	22.277	104.5	17.165	113.4	1:28.152
3 -	48.428	104.9	21.502	107.4	16.403	114.5	1:26.333	10 -	48.795	102.8	21.915	104.9	16.443	113.6	1:27.153
4 -	48.365	105.2	21.579	107.7	16.446	115.1	1:26.390	11 -	48.540	103.2	21.782	105.7	16.520	113.9	1:26.842
5 -	48.080	106.4	21.764	106.9	16.761	115.1	1:26.605	12 -	48.703	104.0	21.927	105.5	16.756	112.2	1:27.386
6 -	48.340	106.4	21.769	107.5	16.592	115.7	1:26.701	13 -	49.271	103.2	21.936	105.7	16.639	110.4	1:27.846
7 -	48.740	105.2	21.873	106.4	16.875	113.0	1:27.488								
12	Fabian WELTER							D	RVR Rendez-Vous Racing						
1 -		100.3	22.740	102.6	17.332	110.9	1:38.696	8 -	53.380	102.1	22.578	102.0	17.119	111.8	1:33.077
2 -	50.742	100.2	22.687	102.3	17.362	110.6	1:30.791	9 -	50.688	103.2	22.521	102.5	17.479	110.7	1:30.688
3 -	50.585	100.5	22.708	102.3	17.263	111.1	1:30.556	10 -	50.602	100.5	22.554	102.5	16.991	109.7	1:30.147
4 -	50.346	100.6	22.484	102.1	16.992	110.9	1:29.822	11 -	51.485	101.2	22.851	103.9	17.175	111.8	1:31.511
5 -	50.237	100.8	22.459	102.0	16.933	110.9	1:29.629	12 -	50.347	101.7	22.472	103.4	17.064	112.2	1:29.883
6 -	50.624	100.5	22.526	102.8	17.019	111.1	1:30.169	13 -	50.290	101.5	22.590	103.6	16.899	108.2	1:29.779
7 -	51.062	99.7	22.458	102.6	16.870	111.8	1:30.390								
15	Oilly RAE							DR	Enigma Motorsport						
1 -		100.8	23.096	104.5	17.595	113.2	1:41.065	8 -	50.774	101.1	22.893	104.2	17.205	112.0	1:30.872
2 -	51.167	101.8	22.822	105.0	17.184	112.0	1:31.173	9 -	50.055	101.4	22.706	104.4	17.143	112.4	1:29.904
3 -	50.545	101.4	22.697	105.4	16.900	113.0	1:30.142	10 -	50.231	101.2	22.785	104.2	17.283	112.0	1:30.299
4 -	50.160	100.8	22.649	104.9	16.994	112.6	1:29.803	11 -	50.006	101.2	22.736	104.4	17.295	112.2	1:30.037
5 -	49.622	102.1	22.345	105.2	17.532	112.6	1:29.499	12 -	50.124	101.2	22.622	104.5	17.170	112.0	1:29.916
6 -	50.697	101.7	22.439	104.5	17.091	112.8	1:30.227	13 -	49.842	101.5	23.011	104.2	17.038	111.8	1:29.891
7 -	1:03.241	70.7	24.397	103.9	17.548	112.0	1:45.186								
17	George BLUNDELL							DR	Enigma Motorsport						
1 -		101.2	23.296	101.2	17.712	112.2	1:42.707	8 -	50.728	100.3	22.773	103.7	17.276	111.3	1:30.777
2 -	51.589	101.5	22.949	103.7	17.477	111.1	1:32.015	9 -	50.662	102.6	22.550	103.6	17.096	111.5	1:30.308
3 -	51.087	101.7	22.487	104.4	17.309	111.3	1:30.883	10 -	50.473	102.0	22.561	104.2	17.194	111.5	1:30.228
4 -	51.164	101.2	22.702	104.2	17.297	110.9	1:31.163	11 -	50.537	101.7	22.812	104.4	17.084	111.8	1:30.433
5 -	50.732	101.8	22.556	104.2	17.308	110.7	1:30.596	12 -	50.582	102.3	22.518	103.6	17.137	111.1	1:30.237
6 -	51.644	102.8	22.848	104.7	17.514	111.7	1:32.006	13 -	50.687	100.2	22.619	104.4	17.246	111.3	1:30.552
7 -	50.990	101.5	22.702	104.9	17.470	109.7	1:31.162								
21	Fred MARTIN-DYE							DR	Enigma Motorsport						
1 -		104.0	21.886	107.5	16.445	115.9	1:34.326	8 -	48.694	104.9	21.650	105.8	16.743	114.1	1:27.087
2 -	48.491	105.4	21.711	107.4	16.327	115.5	1:26.529	9 -	49.192	104.0	22.418	107.2	18.337	113.0	1:29.947
3 -	48.440	105.5	21.573	106.9	16.499	114.9	1:26.512	10 -	49.180	105.2	21.869	106.4	16.836	113.2	1:27.885
4 -	48.712	104.4	21.752	107.0	16.452	115.7	1:26.916	11 -	49.461	104.9	21.840	106.2	16.844	113.2	1:28.145
5 -	48.397	105.8	21.766	106.2	16.670	114.5	1:26.833	12 -	50.809	103.2	22.106	106.0	16.904	113.4	1:29.819
6 -	48.462	105.4	21.672	106.7	16.622	114.9	1:26.756	13 -	49.117	103.6	21.940	106.2	16.637	109.1	1:27.694
7 -	48.755	104.5	21.652	106.4	16.583	114.7	1:26.990								
89	James HAMMOND							G	Race Car Consultants						
1 -		100.0	23.483	101.1	17.159	108.6	1:40.611	8 -	50.507	99.9	22.912	100.6	17.523	110.6	1:30.942
2 -	51.087	101.2	22.768	101.4	16.868	109.8	1:30.723	9 -	50.119	99.6	22.645	101.8	18.048	110.4	1:30.812
3 -	50.454	100.9	22.889	101.7	16.937	109.7	1:30.280	10 -	50.669	101.2	22.673	102.0	16.790	110.7	1:30.132
4 -	49.911	101.7	22.595	101.4	17.028	110.0	1:29.534	11 -	50.353	99.4	23.019	100.5	16.909	109.5	1:30.281
5 -	50.212	100.6	22.619	101.2	17.554	109.3	1:30.385	12 -	50.465	100.2	22.809	101.1	17.044	110.6	1:30.318
6 -	51.254	101.7	22.591	102.1	16.830	111.5	1:30.675	13 -	50.007	100.6	22.649	102.1	17.033	111.5	1:29.689
7 -	50.543	95.6	22.717	100.8	17.061	109.5	1:30.321								

Weather / Track : Cloudy / Dry

Rockingham Int. SSSL
Circuit Length = 2.0518 miles
Start: 14:30 End: 14:50

Dunlop MSA Formula Ford Championship of GB

RACE 1 - ROUND 7 - BEST SECTOR TIMES

SECTOR 1			SECTOR 2			SECTOR 3			IDEAL / BEST COMPARISON						
POS	NO	NAME	TIME	NO	NAME	TIME	NO	NAME	TIME	POS	NO	NAME	IDEAL	BEST	DIFF
1	10	BURI	47.721	2	COOK	21.363	10	BURI	16.180	1	10	BURI	1:25.314	1:25.395	0.081
2	3	WILLIAMS	47.736	10	BURI	21.413	3	WILLIAMS	16.216	2	2	COOK	1:25.407	1:25.407	0.000
3	2	COOK	47.774	3	WILLIAMS	21.477	2	COOK	16.270	3	3	WILLIAMS	1:25.429	1:25.526	0.097
4	9	CORCORAN	48.011	11	MORENO	21.502	9	CORCORAN	16.300	4	9	CORCORAN	1:25.927	1:25.934	0.007
5	11	MORENO	48.080	7	CULLEN	21.526	21	MARTIN-DYE	16.327	5	11	MORENO	1:25.985	1:26.333	0.348
6	21	MARTIN-DYE	48.397	21	MARTIN-DYE	21.573	11	MORENO	16.403	6	21	MARTIN-DYE	1:26.297	1:26.512	0.215
7	7	CULLEN	48.523	9	CORCORAN	21.616	7	CULLEN	16.511	7	7	CULLEN	1:26.560	1:26.659	0.099
8	15	RAE	49.622	15	RAE	22.345	89	HAMMOND	16.790	8	15	RAE	1:28.867	1:29.499	0.632
9	89	HAMMOND	49.911	12	WELTER	22.458	12	WELTER	16.870	9	89	HAMMOND	1:29.292	1:29.534	0.242
10	5	DRABBLE	50.153	17	BLUNDELL	22.487	15	RAE	16.900	10	12	WELTER	1:29.565	1:29.629	0.064
11	12	WELTER	50.237	89	HAMMOND	22.591	5	DRABBLE	16.983	11	5	DRABBLE	1:29.785	1:29.871	0.086
12	17	BLUNDELL	50.473	5	DRABBLE	22.649	17	BLUNDELL	17.084	12	17	BLUNDELL	1:30.044	1:30.228	0.184
13	6	RAO		6	RAO		6	RAO		13	6	RAO	1:29.402	0.000	
												Perfect Lap		1:25.264	

Weather / Track : Cloudy / Dry

Rockingham Int. SSCL
Circuit Length = 2.0518 miles
Start: 14:30 End: 14:50

Dunlop MSA Formula Ford Championship of GB

RACE 1 - ROUND 7 - SPEED TRAPS

SECTOR 1				SECTOR 2			FINISH LINE		
POS	NO	NAME	MPH	NO	NAME	MPH	NO	NAME	MPH
1	9	Cavan CORCORAN	107.0	10	Antti BURI	109.1	2	Jake COOK	117.1
2	10	Antti BURI	106.7	9	Cavan CORCORAN	108.9	10	Antti BURI	116.9
3	2	Jake COOK	106.5	2	Jake COOK	108.6	21	Fred MARTIN-DYE	115.9
4	11	Julio MORENO	106.4	11	Julio MORENO	107.9	3	Luke WILLIAMS	115.7
5	3	Luke WILLIAMS	105.8	3	Luke WILLIAMS	107.7	9	Cavan CORCORAN	115.7
6	21	Fred MARTIN-DYE	105.8	21	Fred MARTIN-DYE	107.5	11	Julio MORENO	115.7
7	7	Ryan CULLEN	105.0	7	Ryan CULLEN	107.0	7	Ryan CULLEN	114.1
8	12	Fabian WELTER	103.2	15	Olly RAE	105.4	15	Olly RAE	113.2
9	17	George BLUNDELL	102.8	17	George BLUNDELL	104.9	12	Fabian WELTER	112.2
10	15	Olly RAE	102.1	12	Fabian WELTER	103.9	17	George BLUNDELL	112.2
11	89	James HAMMOND	101.7	5	Alex DRABBLE	103.4	5	Alex DRABBLE	112.0
12	5	Alex DRABBLE	101.2	89	James HAMMOND	102.1	89	James HAMMOND	111.5
13									

Weather / Track : Cloudy / Dry

Rockingham Int. SSCL
 Circuit Length = 2.0518 miles
 Start: 14:30 End: 14:50

Dunlop MSA Formula Ford Championship of GB

RACE 1 - ROUND 7 - POSITION CHART

No	Name	Laps Pos	1	2	3	4	5	6	7	8	9	10	11	12	13
			10	Antti BURI	1	10	10	10	10	10	10	10	10	10	10
3	Luke WILLIAMS	2	3	3	3	3	3	3	3	3	3	3	9	9	9
2	Jake COOK	3	2	2	2	2	9	9	9	9	9	9	3	3	3
9	Cavan CORCORAN	4	9	9	9	9	21	21	21	21	11	11	11	11	11
21	Fred MARTIN-DYE	5	21	21	21	21	11	11	11	11	21	21	21	7	7
7	Ryan CULLEN	6	7	11	11	11	7	7	7	7	7	7	7	21	21
11	Julio MORENO	7	11	7	7	7	12	12	12	6	6	6	6	6	6
12	Fabian WELTER	8	12	12	12	12	6	6	6	12	12	12	89	89	89
6	Matt RAO	9	6	6	6	6	89	15	89	89	89	89	12	12	12
89	James HAMMOND	10	89	89	89	89	15	89	5	5	5	5	5	5	5
15	Olly RAE	11	15	15	15	15	17	5	17	17	17	17	17	17	17
5	Alex DRABBLE	12	5	17	17	17	5	17	15	15	15	15	15	15	15
17	George BLUNDELL	13	17	5	5	5									

Weather / Track : Cloudy / Dry

Rockingham Int. SSCL
 Circuit Length = 2.0518 miles
 Start: 14:30 End: 14:50



Dunlop MSA Formula Ford Championship of GB RACE 4 - ROUND 8 - CLASSIFICATION

POS	NO	CL	DRIVER / TEAM	CAR	LAPS	TIME	GAP	DIFF	MPH	BEST	ON
1	10	E	Antti BURI (FIN) JTR	M12-SJ	13	18:47.345			85.17	1:25.815	6
2	2	E	Jake COOK (GBR) Jamun Racing	M12-SJ	13	18:48.722	1.377	1.377	85.07	1:25.624	4
3	4	E	Eric LICHTENSTEIN (ARG) Jamun Racing	M12-SJ	13	18:50.675	3.330	1.953	84.92	1:25.811	4
4	3	E	Luke WILLIAMS (GBR) Jamun Racing	M12-SJ	13	19:00.276	12.931	9.601	84.21	1:26.298	3
5	9	E	Cavan CORCORAN (GBR) JTR	M12-SJ	13	19:00.679	13.334	0.403	84.18	1:26.259	6
6	21	ER	Fred MARTIN-DYE (GBR) Enigma Motorsport	M12-SJ	13	19:05.883	18.538	5.204	83.79	1:26.895	4
7	7	ER	Ryan CULLEN (GBR) Cullen Motorsport in assn with RCC	M12-SJ	13	19:08.473	21.128	2.590	83.60	1:26.746	6
8	11	ER	Julio MORENO (ECU) JTR	M12-SJ	13	19:38.689	51.344	30.216	81.46	1:26.427	4
9	15	DR	Olly RAE (AUS) Enigma Motorsport	Mygale SJ07	13	19:43.229	55.884	4.540	81.15	1:29.527	4
10	17	DR	George BLUNDELL (GBR) Enigma Motorsport	Mygale SJ08	13	19:50.181	1:02.836	6.952	80.67	1:30.211	6
11	12	D	Fabian WELTER (MEX) RVR Rendez-Vous Racing	Mygale SJ08	13	20:03.712	1:16.367	13.531	79.77	1:30.136	6
12	6	D	Matt RAO (GBR) Fluid Motorsport	Van Diemen LA09	13	20:10.564	1:23.219	6.852	79.32	1:29.554	6
13	5	DR	Alex DRABBLE (GBR) Fluid Motorsport	Van Diemen LA11	12	18:52.015	1 lap	1 lap	78.29	1:31.266	9

NOT CLASSIFIED

DNF	89	G	James HAMMOND (GBR) Race Car Consultants	Mygale SJ11	1	1:40.901	12 laps	11 laps	73.20		
-----	----	---	--	-------------	---	----------	---------	---------	-------	--	--

FASTEST LAP

2	E	Jake COOK (GBR) Jamun Racing	M12-SJ	4	1:25.624	86.26 mph	138.83 kph
11	ER	Julio MORENO (ECU) JTR	M12-SJ	4	1:26.427	85.46 mph	137.54 kph
15	DR	Olly RAE (AUS) Enigma Motorsport	Mygale SJ07	4	1:29.527	82.50 mph	132.77 kph
6	D	Matt RAO (GBR) Fluid Motorsport	Van Diemen LA09	6	1:29.554	82.47 mph	132.73 kph
89	G	James HAMMOND (GBR) Race Car Consultants	Mygale SJ11	0		0.00 mph	0.00 kph

Car 11 - 30 second penalty added - exceeding track limits

Car 6 - Please fit timing transponder

Weather / Track : Sunny / Dry

These results are provisional until the conclusion of any judicial and technical matters.

Rockingham Int. SSCL
Circuit Length = 2.0518 miles
Start: 10:03 End: 10:24

Clerk of Course :	Timekeeper :
-------------------	--------------



Dunlop MSA Formula Ford Championship of GB

RACE 4 - ROUND 8 - LAP CHART

Lap 1			Lap 2			Lap 3			Lap 4			Lap 5		
No	Behind	Laptime	No	Behind	Laptime	No	Behind	Laptime	No	Behind	Laptime	No	Behind	Laptime
10		1:32.293	10		1:26.277	10		1:25.870	10		1:25.996	10		1:25.868
3	1.211	1:33.504	2	1.343	1:26.242	2	1.327	1:25.854	2	0.955	1:25.624	2	0.751	1:25.664
2	1.378	1:33.671	3	2.134	1:27.200	3	2.562	1:26.298	3	3.082	1:26.516	4	3.321	1:25.929
9	1.890	1:34.183	9	2.698	1:27.085	9	3.194	1:26.366	4	3.260	1:25.811	3	4.081	1:26.867
4	2.209	1:34.502	4	2.911	1:26.979	4	3.445	1:26.404	9	4.031	1:26.833	9	4.539	1:26.376
21	2.693	1:34.986	11	3.334	1:26.647	11	3.972	1:26.508	11	4.403	1:26.427	11	4.989	1:26.454
11	2.964	1:35.257	21	4.006	1:27.590	21	5.348	1:27.212	21	6.247	1:26.895	21	7.387	1:27.008
7	4.653	1:36.946	7	6.824	1:28.448	7	8.932	1:27.978	7	9.897	1:26.961	7	11.033	1:27.004
12	6.675	1:38.968	12	10.964	1:30.566	12	15.563	1:30.469	6	19.633	1:29.913	15	24.446	1:30.543
6	7.705	1:39.998	6	11.569	1:30.141	6	15.716	1:30.017	15	19.771	1:29.527	12	27.718	1:33.190
15	8.219	1:40.512	15	12.175	1:30.233	15	16.240	1:29.935	12	20.396	1:30.829	17	29.675	1:30.730
89	8.608	1:40.901	17	14.482	1:31.240	17	20.110	1:31.498	17	24.813	1:30.699	5	37.151	1:31.870
17	9.519	1:41.812	5	18.929	1:33.707	5	25.728	1:32.669	5	31.149	1:31.417	6	47.321	1:53.556
5	11.499	1:43.792												

Weather / Track : Sunny / Dry

Rockingham Int. SSCL
 Circuit Length = 2.0518 miles
 Start: 10:03 End: 10:24



Dunlop MSA Formula Ford Championship of GB

RACE 4 - ROUND 8 - LAP CHART

Lap 6			Lap 7			Lap 8			Lap 9			Lap 10		
No	Behind	Laptime	No	Behind	Laptime	No	Behind	Laptime	No	Behind	Laptime	No	Behind	Laptime
10		1:25.815	10		1:26.004	10		1:25.929	10		1:26.120	10		1:26.815
2	0.865	1:25.929	2	0.769	1:25.908	2	0.939	1:26.099	2	1.784	1:26.965	2	1.603	1:26.634
4	3.533	1:26.027	4	3.801	1:26.272	4	4.081	1:26.209	4	4.389	1:26.428	4	3.838	1:26.264
3	4.653	1:26.387	3	5.607	1:26.958	3	7.091	1:27.413	3	8.373	1:27.402	3	8.867	1:27.309
9	4.983	1:26.259	9	6.118	1:27.139	9	7.456	1:27.267	9	8.663	1:27.327	9	9.288	1:27.440
11	6.156	1:26.982	11	7.050	1:26.898	11	8.217	1:27.096	11	9.417	1:27.320	11	10.228	1:27.626
21	8.695	1:27.123	21	9.771	1:27.080	21	11.272	1:27.430	21	12.861	1:27.709	21	13.803	1:27.757
7	11.964	1:26.746	7	13.332	1:27.372	7	14.767	1:27.364	7	16.162	1:27.515	7	17.141	1:27.794
15	28.642	1:30.011	15	32.805	1:30.167	15	36.905	1:30.029	15	41.022	1:30.237	15	44.331	1:30.124
12	32.039	1:30.136	12	36.439	1:30.404	12	41.254	1:30.744	12	46.042	1:30.908	17	50.551	1:30.530
17	34.071	1:30.211	17	38.344	1:30.277	17	42.689	1:30.274	17	46.836	1:30.267	12	50.737	1:31.510
5	43.183	1:31.847	5	48.756	1:31.577	5	54.702	1:31.875	5	59.848	1:31.266	5	1:04.880	1:31.847
6	51.060	1:29.554	6	55.035	1:29.979	6	59.024	1:29.918	6	1:02.684	1:29.780	6	1:05.889	1:30.020

Weather / Track : Sunny / Dry

Rockingham Int. SSCL
 Circuit Length = 2.0518 miles
 Start: 10:03 End: 10:24



Dunlop MSA Formula Ford Championship of GB RACE 4 - ROUND 8 - LAP CHART

Lap 11			Lap 12			Lap 13		
No	Behind	Laptime	No	Behind	Laptime	No	Behind	Laptime
10		1:26.686	10		1:26.825	10		1:26.847
2	1.501	1:26.584	2	1.350	1:26.674	2	1.377	1:26.874
4	3.879	1:26.727	4	3.355	1:26.301	4	3.330	1:26.822
3	10.011	1:27.830	3	11.191	1:28.005	5	1 LAP	1:43.616 P
9	10.519	1:27.917	9	11.527	1:27.833	3	12.931	1:28.587
11	11.276	1:27.734	11	12.622	1:28.171	9	13.334	1:28.654
21	15.308	1:28.191	21	16.753	1:28.270	21	18.538	1:28.632
7	18.181	1:27.726	7	19.477	1:28.121	7	21.128	1:28.498
15	48.012	1:30.367	15	51.553	1:30.366	11	21.344	1:35.569 P
17	54.248	1:30.383	17	58.134	1:30.711	15	55.884	1:31.178
12	54.976	1:30.925	12	1:04.989	1:36.838	17	1:02.836	1:31.549
6	1:09.835	1:30.632	6	1:14.077	1:31.067	12	1:16.367	1:38.225
5	1:14.726	1:36.532				6	1:23.219	1:35.989

Weather / Track : Sunny / Dry

Rockingham Int. SSCL
Circuit Length = 2.0518 miles
Start: 10:03 End: 10:24



Dunlop MSA Formula Ford Championship of GB RACE 4 - ROUND 8 - SECTOR ANALYSIS

2	Jake COOK				E Jamun Racing										
1-	107.7	22.009	108.2	16.605	117.3	1:33.671	8-	47.794	106.9	21.856	108.4	16.449	116.5	1:26.099	
2-	48.374	107.4	21.471	108.4	16.397	115.9	1:26.242	9-	48.306	106.7	21.748	108.2	16.911	115.5	1:26.965
3-	48.067	106.5	21.459	108.2	16.328	115.7	1:25.854	10-	48.471	106.5	21.749	108.1	16.414	115.7	1:26.634
4-	47.814	107.2	21.516	108.2	16.294	116.3	1:25.624	11-	48.313	106.7	21.782	108.2	16.489	115.5	1:26.584
5-	47.668	107.7	21.558	108.4	16.438	115.9	1:25.664	12-	48.242	106.9	21.867	107.4	16.565	116.3	1:26.674
6-	47.775	106.9	21.746	108.2	16.408	116.1	1:25.929	13-	48.456	107.2	21.946	108.1	16.472	116.7	1:26.874
7-	47.893	107.0	21.667	107.9	16.348	116.3	1:25.908								
3	Luke WILLIAMS				E Jamun Racing										
1-	106.0	21.946	107.7	16.778	115.1	1:33.504	8-	48.828	105.5	21.882	107.2	16.703	114.9	1:27.413	
2-	49.031	107.2	21.668	108.9	16.501	115.7	1:27.200	9-	48.768	105.8	21.929	106.9	16.705	114.9	1:27.402
3-	48.147	106.5	21.766	107.7	16.385	115.5	1:26.298	10-	48.807	105.8	21.943	106.9	16.559	114.9	1:27.309
4-	48.371	106.5	21.578	107.7	16.567	115.1	1:26.516	11-	49.048	105.4	22.064	107.2	16.718	114.9	1:27.830
5-	48.702	106.5	21.644	108.1	16.521	115.9	1:26.867	12-	49.026	105.0	22.227	106.5	16.752	114.9	1:28.005
6-	48.157	106.9	21.701	107.5	16.529	115.5	1:26.387	13-	49.336	105.4	22.172	106.2	17.079	114.3	1:28.587
7-	48.522	105.8	21.702	107.4	16.734	115.5	1:26.958								
4	Eric LICHTENSTEIN				E Jamun Racing										
1-	108.2	21.958	108.8	16.878	116.5	1:34.502	8-	48.217	106.0	21.606	106.9	16.386	114.9	1:26.209	
2-	48.629	107.7	21.582	108.1	16.768	117.1	1:26.979	9-	48.425	106.4	21.583	107.2	16.420	114.7	1:26.428
3-	48.421	107.2	21.599	108.9	16.384	116.7	1:26.404	10-	48.243	106.2	21.612	107.4	16.409	114.7	1:26.264
4-	47.873	107.4	21.565	108.4	16.373	116.7	1:25.811	11-	48.364	106.5	21.702	107.4	16.661	114.5	1:26.727
5-	48.009	106.5	21.544	107.2	16.376	114.7	1:25.929	12-	48.250	106.0	21.717	107.0	16.334	115.1	1:26.301
6-	48.137	105.8	21.570	107.4	16.320	114.7	1:26.027	13-	48.439	106.7	21.973	107.5	16.410	113.9	1:26.822
7-	48.292	105.7	21.549	106.7	16.431	114.9	1:26.272								
5	Alex DRABBLE				DR Fluid Motorsport										
1-	100.6	24.105	102.1	17.910	110.7	1:43.792	7-	51.020	100.3	23.097	102.6	17.460	111.3	1:31.577	
2-	52.614	101.7	23.442	102.0	17.651	110.9	1:33.707	8-	51.572	99.4	22.951	102.1	17.352	111.1	1:31.875
3-	51.832	100.6	23.361	103.1	17.476	110.6	1:32.669	9-	50.954	101.5	22.878	103.4	17.434	110.2	1:31.266
4-	51.036	100.6	23.138	103.4	17.243	111.3	1:31.417	10-	51.405	101.5	23.125	102.8	17.317	110.9	1:31.847
5-	51.193	101.4	23.224	102.6	17.453	111.3	1:31.870	11-	51.820	102.3	27.216	101.2	17.496	111.3	1:36.532
6-	51.228	99.9	23.262	100.3	17.357	110.2	1:31.847	12-	51.389	100.2	25.228	56.9	ln		1:43.616 P
6	Matt RAO				D Fluid Motorsport										
1-						1:39.998	8-							1:29.918	
2-						1:30.141	9-							1:29.780	
3-						1:30.017	10-							1:30.020	
4-						1:29.913	11-							1:30.632	
5-						1:53.556	12-							1:31.067	
6-						1:29.554	13-							1:35.989	
7-						1:29.979									
7	Ryan CULLEN				ER Cullen Motorsport in assn with RCC										
1-	105.0	22.537	105.0	16.921	113.4	1:36.946	8-	48.553	105.2	22.112	106.2	16.699	113.7	1:27.364	
2-	49.707	105.4	21.904	106.2	16.837	113.6	1:28.448	9-	49.045	105.0	21.908	106.4	16.562	113.6	1:27.515
3-	49.103	105.8	22.057	105.5	16.818	114.1	1:27.978	10-	48.950	105.4	22.187	105.7	16.657	113.6	1:27.794
4-	48.577	105.5	21.792	106.4	16.592	113.9	1:26.961	11-	49.063	105.0	21.955	106.0	16.708	112.8	1:27.726
5-	48.524	105.0	21.814	106.2	16.666	113.9	1:27.004	12-	49.451	104.7	21.853	106.0	16.817	113.2	1:28.121
6-	48.452	105.7	21.789	105.8	16.505	113.9	1:26.746	13-	49.366	104.9	22.225	105.8	16.907	113.4	1:28.498
7-	48.860	104.9	21.855	106.4	16.657	113.6	1:27.372								
9	Cavan CORCORAN				E JTR										
1-	107.4	21.982	108.6	16.763	115.7	1:34.183	8-	48.530	107.2	22.085	106.5	16.652	114.3	1:27.267	
2-	48.582	108.6	21.837	108.6	16.666	115.7	1:27.085	9-	48.719	105.7	21.979	106.5	16.629	115.3	1:27.327
3-	48.295	107.4	21.644	108.8	16.427	115.7	1:26.366	10-	48.869	105.0	22.041	106.4	16.530	114.7	1:27.440

Weather / Track : Sunny / Dry

Rockingham Int. SSCL
Circuit Length = 2.0518 miles
Start: 10:03 End: 10:24



Dunlop MSA Formula Ford Championship of GB

RACE 4 - ROUND 8 - SECTOR ANALYSIS

4 -	48.578	107.7	21.803	107.9	16.452	114.1	1:26.833	11 -	49.050	105.5	22.197	106.5	16.670	114.9	1:27.917
5 -	48.105	107.9	21.711	107.9	16.560	115.7	1:26.376	12 -	48.834	106.5	22.182	107.4	16.817	114.9	1:27.833
6 -	47.983	107.5	21.795	107.5	16.481	114.9	1:26.259	13 -	49.160	107.0	22.258	106.9	17.236	112.8	1:28.654
7 -	48.468	106.9	21.994	106.2	16.677	113.4	1:27.139								
10	Antti BURI														
	E JTR														
1 -		107.2	21.827	108.1	16.463	115.5	1:32.293	8 -	48.012	107.4	21.583	108.4	16.334	115.3	1:25.929
2 -	48.285	107.4	21.682	109.1	16.310	115.5	1:26.277	9 -	48.072	107.2	21.700	108.2	16.348	115.3	1:26.120
3 -	47.898	107.5	21.666	108.9	16.306	116.1	1:25.870	10 -	48.346	106.7	21.892	108.2	16.577	112.8	1:26.815
4 -	47.901	107.5	21.579	108.4	16.516	116.1	1:25.996	11 -	48.447	107.4	21.777	108.2	16.462	115.7	1:26.686
5 -	48.034	106.9	21.538	108.2	16.296	116.5	1:25.868	12 -	48.412	107.2	21.768	108.1	16.645	114.5	1:26.825
6 -	47.866	107.0	21.597	108.4	16.352	114.9	1:25.815	13 -	48.485	107.7	21.897	108.1	16.465	114.9	1:26.847
7 -	47.992	107.4	21.564	108.8	16.448	115.7	1:26.004								
11	Julio MORENO														
	ER JTR														
1 -		106.2	21.923	108.2	16.568	116.3	1:35.257	8 -	48.542	105.4	21.989	105.7	16.565	113.7	1:27.096
2 -	48.308	107.9	21.652	108.4	16.687	116.3	1:26.647	9 -	48.622	105.2	22.116	105.7	16.582	113.6	1:27.320
3 -	48.300	107.4	21.664	108.1	16.544	115.5	1:26.508	10 -	48.731	105.4	22.286	105.2	16.609	113.0	1:27.626
4 -	47.978	108.1	21.902	107.9	16.547	115.3	1:26.427	11 -	48.923	104.9	22.115	105.4	16.696	113.0	1:27.734
5 -	48.173	106.4	21.743	106.4	16.538	114.9	1:26.454	12 -	48.981	104.5	22.326	104.5	16.864	112.2	1:28.171
6 -	48.188	106.0	22.173	105.7	16.621	112.8	1:26.982	13 -	49.899	104.2	22.557	104.4	ln		1:35.569 P
7 -	48.507	105.0	21.807	105.7	16.584	113.6	1:26.898								
12	Fabian WELTER														
	D RVR Rendez-Vous Racing														
1 -		102.5	22.956	103.7	17.200	111.7	1:38.968	8 -	50.720	100.5	22.837	101.2	17.187	110.2	1:30.744
2 -	50.709	102.9	22.559	103.4	17.298	111.1	1:30.566	9 -	50.913	101.2	22.812	102.1	17.183	110.6	1:30.908
3 -	50.658	101.5	22.626	102.5	17.185	110.9	1:30.469	10 -	50.973	101.5	22.957	102.3	17.580	110.7	1:31.510
4 -	50.959	103.1	22.684	99.3	17.186	112.2	1:30.829	11 -	50.611	101.5	23.043	102.9	17.271	110.9	1:30.925
5 -	52.604	81.5	23.397	102.1	17.189	111.1	1:33.190	12 -	54.824	93.5	23.863	98.4	18.151	103.4	1:36.838
6 -	50.357	101.5	22.712	102.0	17.067	110.6	1:30.136	13 -	54.386	94.3	24.967	83.6	18.872	98.7	1:38.225
7 -	50.447	101.2	22.760	102.3	17.197	110.6	1:30.404								
15	Oilly RAE														
	DR Enigma Motorsport														
1 -		102.8	23.021	105.4	17.452	112.8	1:40.512	8 -	50.216	102.8	22.770	105.4	17.043	111.8	1:30.029
2 -	50.217	103.9	22.685	105.7	17.331	112.8	1:30.233	9 -	50.494	101.4	22.541	105.2	17.202	111.7	1:30.237
3 -	50.217	102.9	22.519	105.7	17.199	113.6	1:29.935	10 -	50.217	102.5	22.620	104.7	17.287	112.0	1:30.124
4 -	49.806	104.2	22.653	105.0	17.068	113.9	1:29.527	11 -	50.342	101.5	22.790	104.0	17.235	112.0	1:30.367
5 -	50.318	101.8	22.927	102.6	17.298	112.0	1:30.543	12 -	50.522	102.1	22.650	104.9	17.194	112.2	1:30.366
6 -	50.257	102.5	22.661	104.4	17.093	111.8	1:30.011	13 -	50.666	101.2	23.040	103.7	17.472	111.1	1:31.178
7 -	50.176	100.9	22.816	104.5	17.175	111.3	1:30.167								
17	George BLUNDELL														
	DR Enigma Motorsport														
1 -		103.2	23.286	104.5	17.575	112.8	1:41.812	8 -	50.555	103.9	22.586	105.4	17.133	112.0	1:30.274
2 -	51.091	103.9	22.857	103.9	17.292	112.8	1:31.240	9 -	50.490	103.7	22.674	105.2	17.103	112.6	1:30.267
3 -	51.394	102.9	22.844	104.4	17.260	112.2	1:31.498	10 -	50.460	104.9	22.645	105.0	17.425	112.0	1:30.530
4 -	50.931	104.2	22.598	104.4	17.170	112.6	1:30.699	11 -	50.443	102.6	22.631	104.9	17.309	110.6	1:30.383
5 -	50.631	103.7	22.990	104.5	17.109	112.8	1:30.730	12 -	50.582	103.2	22.764	104.2	17.365	111.7	1:30.711
6 -	50.301	104.2	22.682	104.7	17.228	111.8	1:30.211	13 -	51.186	103.4	22.809	104.4	17.554	110.4	1:31.549
7 -	50.434	103.4	22.641	104.7	17.202	112.6	1:30.277								
21	Fred MARTIN-DYE														
	ER Enigma Motorsport														
1 -		107.0	21.959	107.7	16.741	115.9	1:34.986	8 -	48.821	105.0	21.939	106.7	16.670	114.5	1:27.430
2 -	49.100	107.4	21.837	107.5	16.653	115.1	1:27.590	9 -	48.971	106.0	21.973	106.5	16.765	114.3	1:27.709
3 -	48.773	106.5	21.762	107.4	16.677	115.1	1:27.212	10 -	48.960	105.8	22.087	106.2	16.710	114.3	1:27.757
4 -	48.496	106.2	21.722	107.4	16.677	115.3	1:26.895	11 -	49.299	106.5	22.073	106.5	16.819	114.1	1:28.191
5 -	48.656	107.0	21.729	106.9	16.623	114.9	1:27.008	12 -	49.350	106.4	22.133	106.2	16.787	114.1	1:28.270
6 -	48.648	105.8	21.831	106.4	16.644	114.5	1:27.123	13 -	49.412	105.0	22.184	106.4	17.036	113.9	1:28.632
7 -	48.624	106.0	21.824	106.5	16.632	114.5	1:27.080								

Weather / Track : Sunny / Dry

Rockingham Int. SSSL
Circuit Length = 2.0518 miles
Start: 10:03 End: 10:24



Dunlop MSA Formula Ford Championship of GB

RACE 4 - ROUND 8 - SECTOR ANALYSIS

89	James HAMMOND					G	Race Car Consultants		
1 -	101.7	23.388	100.9	17.889	110.9	1:40.901			

Weather / Track : Sunny / Dry

Rockingham Int. SSSL
 Circuit Length = 2.0518 miles
 Start: 10:03 End: 10:24



Dunlop MSA Formula Ford Championship of GB

RACE 4 - ROUND 8 - BEST SECTOR TIMES

SECTOR 1				SECTOR 2				SECTOR 3				IDEAL / BEST COMPARISON			
POS	NO	NAME	TIME	NO	NAME	TIME	NO	NAME	TIME	POS	NO	NAME	IDEAL	BEST	DIFF
1	2	COOK	47.668	2	COOK	21.459	2	COOK	16.294	1	2	COOK	1:25.421	1:25.624	0.203
2	10	BURI	47.866	10	BURI	21.538	10	BURI	16.296	2	10	BURI	1:25.700	1:25.815	0.115
3	4	LICHTENSTEIN	47.873	4	LICHTENSTEIN	21.544	4	LICHTENSTEIN	16.320	3	4	LICHTENSTEIN	1:25.737	1:25.811	0.074
4	11	MORENO	47.978	3	WILLIAMS	21.578	3	WILLIAMS	16.385	4	9	CORCORAN	1:26.054	1:26.259	0.205
5	9	CORCORAN	47.983	9	CORCORAN	21.644	9	CORCORAN	16.427	5	3	WILLIAMS	1:26.110	1:26.298	0.188
6	3	WILLIAMS	48.147	11	MORENO	21.652	7	CULLEN	16.505	6	11	MORENO	1:26.168	1:26.427	0.259
7	7	CULLEN	48.452	21	MARTIN-DYE	21.722	11	MORENO	16.538	7	7	CULLEN	1:26.746	1:26.746	0.000
8	21	MARTIN-DYE	48.496	7	CULLEN	21.789	21	MARTIN-DYE	16.623	8	21	MARTIN-DYE	1:26.841	1:26.895	0.054
9	15	RAE	49.806	15	RAE	22.519	15	RAE	17.043	9	15	RAE	1:29.368	1:29.527	0.159
10	17	BLUNDELL	50.301	12	WELTER	22.559	12	WELTER	17.067	10	12	WELTER	1:29.983	1:30.136	0.153
11	12	WELTER	50.357	17	BLUNDELL	22.586	17	BLUNDELL	17.103	11	17	BLUNDELL	1:29.990	1:30.211	0.221
12	89	HAMMOND	50.862	5	DRABBLE	22.878	5	DRABBLE	17.243	12	5	DRABBLE	1:31.075	1:31.266	0.191
13	5	DRABBLE	50.954	89	HAMMOND	23.388	89	HAMMOND	17.889	13	89	HAMMOND	1:32.139		
14	6	RAO		6	RAO		6	RAO		14	6	RAO		1:29.554	0.000
													Perfect Lap	1:25.421	

Weather / Track : Sunny / Dry

Rockingham Int. SSCL
 Circuit Length = 2.0518 miles
 Start: 10:03 End: 10:24



Dunlop MSA Formula Ford Championship of GB

RACE 4 - ROUND 8 - SPEED TRAPS

SECTOR 1				SECTOR 2			FINISH LINE		
POS	NO	NAME	MPH	NO	NAME	MPH	NO	NAME	MPH
1	9	Cavan CORCORAN	108.6	10	Antti BURI	109.1	2	Jake COOK	117.3
2	4	Eric LICHTENSTEIN	108.2	3	Luke WILLIAMS	108.9	4	Eric LICHTENSTEIN	117.1
3	11	Julio MORENO	108.1	4	Eric LICHTENSTEIN	108.9	10	Antti BURI	116.5
4	2	Jake COOK	107.7	9	Cavan CORCORAN	108.8	11	Julio MORENO	116.3
5	10	Antti BURI	107.7	2	Jake COOK	108.4	3	Luke WILLIAMS	115.9
6	21	Fred MARTIN-DYE	107.4	11	Julio MORENO	108.4	21	Fred MARTIN-DYE	115.9
7	3	Luke WILLIAMS	107.2	21	Fred MARTIN-DYE	107.7	9	Cavan CORCORAN	115.7
8	7	Ryan CULLEN	105.8	7	Ryan CULLEN	106.4	7	Ryan CULLEN	114.1
9	17	George BLUNDELL	104.9	15	Olly RAE	105.7	15	Olly RAE	113.9
10	15	Olly RAE	104.2	17	George BLUNDELL	105.4	17	George BLUNDELL	112.8
11	12	Fabian WELTER	103.1	12	Fabian WELTER	103.7	12	Fabian WELTER	112.2
12	5	Alex DRABBLE	102.3	5	Alex DRABBLE	103.4	5	Alex DRABBLE	111.3
13	89	James HAMMOND	102.3	89	James HAMMOND	100.9	89	James HAMMOND	110.9
14									

Weather / Track : Sunny / Dry

Rockingham Int. SSCL
 Circuit Length = 2.0518 miles
 Start: 10:03 End: 10:24



Dunlop MSA Formula Ford Championship of GB RACE 4 - ROUND 8 - POSITION CHART

No	Name	Laps Pos	1	2	3	4	5	6	7	8	9	10	11	12	13
			10	Antti BURI	1	10	10	10	10	10	10	10	10	10	10
3	Luke WILLIAMS	2	3	2	2	2	2	2	2	2	2	2	2	2	2
2	Jake COOK	3	2	3	3	3	4	4	4	4	4	4	4	4	4
9	Cavan CORCORAN	4	9	9	9	4	3	3	3	3	3	3	3	3	3
4	Eric LICHTENSTEIN	5	4	4	4	9	9	9	9	9	9	9	9	9	9
21	Fred MARTIN-DYE	6	21	11	11	11	11	11	11	11	11	11	11	11	21
11	Julio MORENO	7	11	21	21	21	21	21	21	21	21	21	21	21	7
7	Ryan CULLEN	8	7	7	7	7	7	7	7	7	7	7	7	7	11
12	Fabian WELTER	9	12	12	12	6	15	15	15	15	15	15	15	15	15
6	Matt RAO	10	6	6	6	15	12	12	12	12	12	17	17	17	17
15	Olly RAE	11	15	15	15	12	17	17	17	17	17	12	12	12	12
89	James HAMMOND	12	89	17	17	17	5	5	5	5	5	5	6	6	6
17	George BLUNDELL	13	17	5	5	5	6	6	6	6	6	6	5	5	
5	Alex DRABBLE	14	5												

Weather / Track : Sunny / Dry

Rockingham Int. SSCL
Circuit Length = 2.0518 miles
Start: 10:03 End: 10:24



Dunlop MSA Formula Ford Championship of GB RACE 8 - ROUND 9 - CLASSIFICATION

POS	NO	CL	DRIVER / TEAM	CAR	LAPS	TIME	GAP	DIFF	MPH	BEST	ON
1	10	E	Antti BURI (FIN) JTR	M12-SJ	11	18:14.157			74.25	1:26.264	9
2	2	E	Jake COOK (GBR) Jamun Racing	M12-SJ	11	18:16.828	2.671	2.671	74.07	1:26.257	3
3	9	E	Cavan CORCORAN (GBR) JTR	M12-SJ	11	18:18.068	3.911	1.240	73.99	1:26.925	11
4	21	ER	Fred MARTIN-DYE (GBR) Enigma Motorsport	M12-SJ	11	18:18.818	4.661	0.750	73.94	1:27.290	11
5	7	ER	Ryan CULLEN (GBR) Cullen Motorsport in assn with RCC	M12-SJ	11	18:19.300	5.143	0.482	73.91	1:27.028	11
6	12	D	Fabian WELTER (MEX) RVR Rendez-Vous Racing	Mygale SJ08	11	18:42.414	28.257	23.114	72.38	1:30.994	8
7	5	DR	Alex DRABBLE (GBR) Fluid Motorsport	Van Diemen LA11	11	18:43.131	28.974	0.717	72.34	1:30.806	10
8	15	DR	Oilly RAE (AUS) Enigma Motorsport	Mygale SJ07	11	18:46.104	31.947	2.973	72.15	1:29.681	11
9	17	DR	George BLUNDELL (GBR) Enigma Motorsport	Mygale SJ08	11	18:53.127	38.970	7.023	71.70	1:30.860	8
NOT CLASSIFIED											
DNF	4	E	Eric LICHTENSTEIN (ARG) Jamun Racing	M12-SJ	9	15:27.144	2 laps	2 laps	71.70	1:26.551	3
DNF	6	D	Matt RAO (GBR) Fluid Motorsport	Van Diemen LA09	6	11:04.481	5 laps	3 laps	66.69	1:32.444	3
DNF	3	E	Luke WILLIAMS (GBR) Jamun Racing	M12-SJ	4	8:22.168	7 laps	2 laps	58.83	1:27.539	2
DNF	11	ER	Julio MORENO (ECU) JTR	M12-SJ	2	3:02.460	9 laps	2 laps	80.96	1:27.989	2
FASTEST LAP											
2	E	Jake COOK (GBR) Jamun Racing	M12-SJ	3	1:26.257	85.63 mph	137.81 kph				
7	ER	Ryan CULLEN (GBR) Cullen Motorsport in assn with RCC	M12-SJ	11	1:27.028	84.87 mph	136.59 kph				
15	DR	Oilly RAE (AUS) Enigma Motorsport	Mygale SJ07	11	1:29.681	82.36 mph	132.54 kph				
12	D	Fabian WELTER (MEX) RVR Rendez-Vous Racing	Mygale SJ08	8	1:30.994	81.17 mph	130.63 kph				

Weather / Track : Bright / Dry

These results are provisional until the conclusion of any judicial and technical matters.

Rockingham Int. SSCL
Circuit Length = 2.0518 miles
Start: 13:11 End: 13:31

Clerk of Course :

Timekeeper :

Dunlop MSA Formula Ford Championship of GB
RACE 8 - ROUND 9 - LAP CHART

Lap 1			Lap 2			Lap 3			Lap 4			Lap 5		
No	Behind	Laptime	No	Behind	Laptime	No	Behind	Laptime	No	Behind	Laptime	No	Behind	Laptime
10		1:31.568	10		1:26.642	10		1:26.710	10		2:16.775	10		2:11.360
4	0.788	1:32.356	4	0.888	1:26.742	4	0.729	1:26.551	4	1.007	2:17.053	4	1.340	2:11.693
2	1.789	1:33.357	2	1.597	1:26.450	2	1.144	1:26.257	2	2.711	2:18.342	2	2.140	2:10.789
3	2.593	1:34.161	3	3.490	1:27.539	3	4.598	1:27.818	21	4.206	2:14.761	21	3.168	2:10.322
11	2.903	1:34.471	11	4.250	1:27.989	21	6.220	1:28.336	9	5.434	2:15.685	9	3.865	2:09.791
21	3.767	1:35.335	21	4.594	1:27.469	9	6.524	1:28.376	7	6.508	2:16.044	7	4.398	2:09.250
9	4.138	1:35.706	9	4.858	1:27.362	7	7.239	1:27.706	6	6.800	2:02.558	6	4.726	2:09.286
7	5.071	1:36.639	7	6.243	1:27.814	6	21.017	1:32.444	15	8.998	2:04.320	15	6.162	2:08.524
6	8.906	1:40.474	12	15.139	1:32.656	15	21.453	1:32.553	17	9.441	2:04.061	17	6.709	2:08.628
12	9.125	1:40.693	6	15.283	1:33.019	17	22.155	1:32.783	5	10.321	2:03.153	5	7.705	2:08.744
17	10.141	1:41.709	15	15.610	1:31.266	5	23.943	1:32.941	12	15.853	1:36.086	12	8.242	2:03.749
5	10.480	1:42.048	17	16.082	1:32.583	12	56.542	2:08.113	3	1:40.473	3:52.650 P			
15	10.986	1:42.554	5	17.712	1:33.874									

Weather / Track : Bright / Dry

Rockingham Int. SSCL
 Circuit Length = 2.0518 miles
 Start: 13:11 End: 13:31

Dunlop MSA Formula Ford Championship of GB
RACE 8 - ROUND 9 - LAP CHART

Lap 6			Lap 7			Lap 8			Lap 9			Lap 10		
No	Behind	Laptime	No	Behind	Laptime	No	Behind	Laptime	No	Behind	Laptime	No	Behind	Laptime
10		2:06.484	4		1:26.875	4		1:27.220	10		1:26.264	10		1:26.739
4	0.398	2:05.542	10	0.435	1:27.708	10	0.149	1:26.934	2	2.050	1:27.824	2	2.569	1:27.258
2	0.952	2:05.296	2	0.906	1:27.227	2	0.639	1:26.953	21	3.244	1:27.519	9	3.959	1:27.170
21	1.381	2:04.697	21	1.883	1:27.775	21	2.138	1:27.475	9	3.528	1:27.428	21	4.344	1:27.839
9	1.824	2:04.443	9	2.284	1:27.733	9	2.513	1:27.449	7	3.967	1:27.147	7	5.088	1:27.860
7	2.525	2:04.611	7	2.937	1:27.685	7	3.233	1:27.516	4	6.699	1:33.112	12	23.994	1:31.043
15	4.233	2:04.555	15	8.562	1:31.602	15	9.352	1:28.010 P	17	15.174	1:29.154 P	5	24.667	1:30.806
17	4.774	2:04.549	17	8.793	1:31.292	17	12.433	1:30.860	12	19.690	1:31.074	15	29.239	1:30.088
6	4.942	2:06.700	5	10.716	1:32.747	5	14.627	1:31.131	5	20.600	1:32.386	17	34.461	1:46.026
5	5.242	2:04.021	12	11.255	1:33.216	12	15.029	1:30.994	15	25.890	1:42.951			
12	5.312	2:03.554												

Weather / Track : Bright / Dry

Rockingham Int. SSCL
 Circuit Length = 2.0518 miles
 Start: 13:11 End: 13:31

Dunlop MSA Formula Ford Championship of GB
RACE 8 - ROUND 9 - LAP CHART

Lap 11		
No	Behind	Laptime
10		1:26.973
2	2.671	1:27.075
9	3.911	1:26.925
21	4.661	1:27.290
7	5.143	1:27.028
12	28.257	1:31.236
5	28.974	1:31.280
15	31.947	1:29.681
17	38.970	1:31.482

Weather / Track : Bright / Dry

Rockingham Int. SSCL
Circuit Length = 2.0518 miles
Start: 13:11 End: 13:31

Dunlop MSA Formula Ford Championship of GB
RACE 8 - ROUND 9 - SECTOR ANALYSIS

2	Jake COOK				E Jamun Racing										
1-	105.7	21.861	107.7	16.612	116.3	1:33.357	7-	48.341	107.5	21.891	107.5	16.995	116.7	1:27.227	
2-	48.173	107.0	21.740	107.9	16.537	116.1	1:26.450	8-	48.182	107.4	21.831	107.5	16.940	116.5	1:26.953
3-	47.996	107.4	21.722	108.6	16.539	108.6	1:26.257	9-	48.620	107.9	21.755	107.4	17.449	104.7	1:27.824
4-	1:18.827	64.8	34.824	50.4	24.691	58.8	2:18.342	10-	48.922	106.9	21.847	107.7	16.489	115.9	1:27.258
5-	1:17.802	62.3	31.230	50.5	21.757	68.7	2:10.789	11-	48.604	106.9	21.800	107.2	16.671	115.5	1:27.075
6-	1:12.524	58.5	30.327	49.1	22.445	116.1	2:05.296								
3	Luke WILLIAMS				E Jamun Racing										
1-	105.8	22.002	106.9	16.846	115.1	1:34.161	3-	48.601	101.2	22.281	100.8	16.936	111.7	1:27.818	
2-	49.074	106.0	21.861	106.9	16.604	115.1	1:27.539	4-	1:16.587	63.2	34.362	50.5	ln	3:52.650 P	
4	Eric LICHTENSTEIN				E Jamun Racing										
1-	106.5	21.826	107.5	16.526	115.5	1:32.356	6-	1:12.164	60.3	30.953	50.2	22.425	116.1	2:05.542	
2-	48.402	106.4	21.665	107.7	16.675	113.7	1:26.742	7-	48.258	107.5	21.834	106.9	16.783	115.1	1:26.875
3-	48.297	106.9	21.649	107.5	16.605	112.4	1:26.551	8-	48.528	105.8	21.853	106.4	16.839	115.1	1:27.220
4-	1:18.107	59.0	34.335	57.5	24.611	70.1	2:17.053	9-	48.774	107.0	21.784	107.4	22.554	33.4	1:33.112
5-	1:18.091	64.0	31.376	57.7	22.226	67.0	2:11.693								
5	Alex DRABBLE				DR Fluid Motorsport										
1-	99.7	24.141	103.4	17.959	117.8	1:42.048	7-	52.445	99.7	23.046	101.8	17.256	111.5	1:32.747	
2-	52.534	100.3	23.718	100.9	17.622	110.9	1:33.874	8-	51.005	102.6	22.876	102.1	17.250	110.4	1:31.131
3-	52.111	101.7	23.277	102.0	17.553	110.2	1:32.941	9-	52.085	101.7	22.919	103.6	17.382	110.4	1:32.386
4-	1:04.347	54.1	34.602	43.0	24.204	50.6	2:03.153	10-	50.712	102.1	22.944	103.1	17.150	111.5	1:30.806
5-	1:16.248	47.0	29.817	52.8	22.679	61.4	2:08.744	11-	51.030	97.7	23.027	102.0	17.223	111.3	1:31.280
6-	1:13.174	44.3	28.637	59.9	22.210	109.8	2:04.021								
6	Matt RAO				D Fluid Motorsport										
1-	100.8	23.897	100.6	17.553	110.6	1:40.474	4-	1:04.162	62.2	34.842	51.0	23.554	73.5	2:02.558	
2-	52.440	101.4	22.807	102.0	17.772	113.0	1:33.019	5-	1:17.917	45.7	29.787	54.2	21.582	70.8	2:09.286
3-	51.951	100.6	22.890	101.5	17.603	109.5	1:32.444	6-	1:13.921	51.9	29.188	51.6	23.591	101.4	2:06.700
7	Ryan CULLEN				ER Cullen Motorsport in assn with RCC										
1-	104.4	22.513	106.4	16.767	113.7	1:36.639	7-	49.147	106.9	21.948	107.4	16.590	115.1	1:27.685	
2-	49.198	105.2	21.940	106.5	16.676	114.3	1:27.814	8-	48.666	106.5	21.952	106.9	16.898	114.9	1:27.516
3-	49.095	105.7	22.017	106.4	16.594	111.1	1:27.706	9-	48.664	106.7	21.914	107.2	16.569	115.1	1:27.147
4-	1:17.359	57.9	34.873	50.0	23.812	68.0	2:16.044	10-	48.993	106.5	22.046	106.2	16.821	114.5	1:27.860
5-	1:17.809	45.4	29.741	52.0	21.700	65.9	2:09.250	11-	48.720	106.0	21.791	106.9	16.517	114.7	1:27.028
6-	1:13.750	55.1	29.177	50.2	21.684	114.1	2:04.611								
9	Cavan CORCORAN				E JTR										
1-	108.1	22.434	107.2	16.798	116.3	1:35.706	7-	48.907	107.9	22.133	108.6	16.693	116.1	1:27.733	
2-	48.864	108.1	21.862	108.2	16.636	116.7	1:27.362	8-	48.490	107.9	21.872	106.4	17.087	116.1	1:27.449
3-	49.497	107.5	22.044	107.2	16.835	101.2	1:28.376	9-	48.653	107.2	21.944	107.5	16.831	114.9	1:27.428
4-	1:16.838	64.0	34.152	48.3	24.695	65.2	2:15.685	10-	48.795	107.2	21.830	106.2	16.545	114.1	1:27.170
5-	1:17.262	56.2	30.341	53.9	22.188	63.5	2:09.791	11-	48.642	105.4	21.791	106.9	16.492	114.7	1:26.925
6-	1:12.969	67.0	29.142	51.2	22.332	111.8	2:04.443								
10	Antti BURI				E JTR										
1-	107.0	21.877	107.4	16.402	116.1	1:31.568	7-	48.355	107.7	22.086	107.5	17.267	117.7	1:27.708	
2-	48.222	108.1	22.003	108.6	16.417	116.5	1:26.642	8-	48.211	108.4	21.892	108.2	16.831	118.1	1:26.934
3-	48.351	107.2	21.785	108.1	16.574	108.1	1:26.710	9-	48.217	107.9	21.728	108.2	16.319	116.1	1:26.264
4-	1:17.993	57.1	33.756	55.7	25.026	71.4	2:16.775	10-	48.482	107.7	21.741	108.4	16.516	116.3	1:26.739
5-	1:17.803	61.9	30.259	64.5	23.298	68.7	2:11.360	11-	48.547	107.7	21.876	108.2	16.550	115.9	1:26.973
6-	1:12.653	56.7	31.376	51.1	22.455	116.3	2:06.484								
11	Julio MORENO				ER JTR										
1-	106.2	21.956	108.1	16.913	115.7	1:34.471	2-	48.914	106.5	22.254	106.9	16.821	114.1	1:27.989	
12	Fabian WELTER				D RVR Rendez-Vous Racing										
1-	102.3	23.890	101.2	17.653	111.3	1:40.693	7-	52.512	102.3	23.264	102.0	17.440	111.7	1:33.216	

Weather / Track : Bright / Dry

Rockingham Int. SSCL
 Circuit Length = 2.0518 miles
 Start: 13:11 End: 13:31

Dunlop MSA Formula Ford Championship of GB
RACE 8 - ROUND 9 - SECTOR ANALYSIS

2 -	51.858	100.2	23.091	100.9	17.707	109.8	1:32.656	8 -	<i>50.813</i>	<i>102.8</i>	22.886	<i>102.6</i>	17.295	<i>112.4</i>	1:30.994
3 -	1:21.684	83.4	26.878	82.2	19.551	93.7	2:08.113	9 -	50.992	101.8	22.731	102.1	17.351	109.8	1:31.074
4 -	54.319	94.0	23.365	100.6	18.402	93.3	1:36.086	10 -	50.967	100.9	22.807	102.1	17.269	110.7	1:31.043
5 -	1:11.446	45.0	29.987	58.9	22.316	57.2	2:03.749	11 -	50.873	99.6	22.961	101.7	17.402	109.8	1:31.236
6 -	1:13.555	48.1	28.576	58.4	21.423	111.5	2:03.554								
15	Oilly RAE		DR Enigma Motorsport												
1 -		100.8	23.345	<i>104.9</i>	17.366	113.6	1:42.554	7 -	51.134	102.5	23.209	103.4	17.259	112.4	1:31.602
2 -	50.767	101.4	22.907	104.2	17.592	<i>113.9</i>	1:31.266	8 -	50.323	100.6	23.126	102.9	In		1:28.010 P
3 -	52.202	102.8	22.888	103.7	17.463	113.0	1:32.553	9 -	Out	101.8	22.882	104.0	17.234	112.6	1:42.951
4 -	1:05.269	53.5	34.424	41.6	24.627	52.7	2:04.320	10 -	50.129	<i>102.9</i>	22.922	103.4	17.037	112.6	1:30.088
5 -	1:16.497	41.6	29.585	58.9	22.442	61.9	2:08.524	11 -	<i>49.949</i>	102.0	22.808	103.9	16.924	113.0	1:29.681
6 -	1:13.260	45.0	29.029	50.2	22.266	111.8	2:04.555								
17	George BLUNDELL		DR Enigma Motorsport												
1 -		102.3	23.518	104.4	17.827	111.8	1:41.709	7 -	51.130	103.6	22.800	104.4	17.362	113.2	1:31.292
2 -	52.080	100.6	23.012	104.0	17.491	<i>113.4</i>	1:32.583	8 -	<i>50.582</i>	103.2	22.724	103.6	17.554	111.8	1:30.860
3 -	52.584	103.2	22.895	104.5	17.304	112.6	1:32.783	9 -	51.373	103.2	22.919	104.0	In		1:29.154 P
4 -	1:05.202	49.5	34.559	44.7	24.300	51.3	2:04.061	10 -	Out	<i>103.9</i>	22.601	<i>104.7</i>	17.527	111.1	1:46.026
5 -	1:16.489	45.6	29.645	61.6	22.494	63.3	2:08.628	11 -	51.248	103.1	22.682	<i>104.7</i>	17.552	111.3	1:31.482
6 -	1:13.269	47.2	28.930	48.2	22.350	109.1	2:04.549								
21	Fred MARTIN-DYE		ER Enigma Motorsport												
1 -		105.5	22.382	105.7	16.696	114.5	1:35.335	7 -	49.118	105.7	22.116	105.8	16.541	115.1	1:27.775
2 -	48.926	106.0	21.903	106.7	16.640	115.3	1:27.469	8 -	48.625	105.8	22.123	107.0	16.727	115.3	1:27.475
3 -	49.443	105.4	22.131	105.5	16.762	102.1	1:28.336	9 -	48.783	106.0	21.973	106.0	16.763	114.9	1:27.519
4 -	1:16.192	60.2	34.119	49.2	24.450	66.2	2:14.761	10 -	48.865	105.8	22.170	108.2	16.804	115.5	1:27.839
5 -	1:17.303	54.7	30.694	52.5	22.325	64.0	2:10.322	11 -	48.682	106.5	21.946	106.9	16.662	114.7	1:27.290
6 -	1:12.649	69.2	29.519	50.0	22.529	115.1	2:04.697								

Weather / Track : Bright / Dry

Rockingham Int. SSCL
 Circuit Length = 2.0518 miles
 Start: 13:11 End: 13:31

Dunlop MSA Formula Ford Championship of GB

RACE 8 - ROUND 9 - BEST SECTOR TIMES

SECTOR 1			SECTOR 2			SECTOR 3			IDEAL / BEST COMPARISON						
POS	NO	NAME	TIME	NO	NAME	TIME	NO	NAME	TIME	POS	NO	NAME	IDEAL	BEST	DIFF
1	2	COOK	47.996	4	LICHTENSTEIN	21.649	10	BURI	16.319	1	2	COOK	1:26.207	1:26.257	0.050
2	10	BURI	48.211	2	COOK	21.722	2	COOK	16.489	2	10	BURI	1:26.258	1:26.264	0.006
3	4	LICHTENSTEIN	48.258	10	BURI	21.728	9	CORCORAN	16.492	3	4	LICHTENSTEIN	1:26.433	1:26.551	0.118
4	9	CORCORAN	48.490	7	CULLEN	21.791	7	CULLEN	16.517	4	9	CORCORAN	1:26.773	1:26.925	0.152
5	3	WILLIAMS	48.601	9	CORCORAN	21.791	4	LICHTENSTEIN	16.526	5	7	CULLEN	1:26.972	1:27.028	0.056
6	21	MARTIN-DYE	48.625	3	WILLIAMS	21.861	21	MARTIN-DYE	16.541	6	3	WILLIAMS	1:27.066	1:27.539	0.473
7	7	CULLEN	48.664	21	MARTIN-DYE	21.903	3	WILLIAMS	16.604	7	21	MARTIN-DYE	1:27.069	1:27.290	0.221
8	11	MORENO	48.914	11	MORENO	21.956	11	MORENO	16.821	8	11	MORENO	1:27.691	1:27.989	0.298
9	15	RAE	49.949	17	BLUNDELL	22.601	15	RAE	16.924	9	15	RAE	1:29.681	1:29.681	0.000
10	17	BLUNDELL	50.582	12	WELTER	22.731	5	DRABBLE	17.150	10	17	BLUNDELL	1:30.487	1:30.860	0.373
11	5	DRABBLE	50.712	6	RAO	22.807	12	WELTER	17.269	11	5	DRABBLE	1:30.738	1:30.806	0.068
12	12	WELTER	50.813	15	RAE	22.808	17	BLUNDELL	17.304	12	12	WELTER	1:30.813	1:30.994	0.181
13	6	RAO	51.951	5	DRABBLE	22.876	6	RAO	17.553	13	6	RAO	1:32.311	1:32.444	0.133
												Perfect Lap		1:25.964	

Weather / Track : Bright / Dry

Rockingham Int. SSCL
 Circuit Length = 2.0518 miles
 Start: 13:11 End: 13:31

Dunlop MSA Formula Ford Championship of GB
RACE 8 - ROUND 9 - SPEED TRAPS

SECTOR 1				SECTOR 2			FINISH LINE			
POS	NO	NAME	MPH	NO	NAME	MPH	NO	NAME	MPH	
1	10	Antti BURI	108.4	2	Jake COOK	108.6	10	Antti BURI	118.1	
2	9	Cavan CORCORAN	108.1	9	Cavan CORCORAN	108.6	2	Jake COOK	116.7	
3	2	Jake COOK	107.9	10	Antti BURI	108.6	9	Cavan CORCORAN	116.7	
4	4	Eric LICHTENSTEIN	107.5	21	Fred MARTIN-DYE	108.2	4	Eric LICHTENSTEIN	116.1	
5	7	Ryan CULLEN	106.9	11	Julio MORENO	108.1	11	Julio MORENO	115.7	
6	11	Julio MORENO	106.5	4	Eric LICHTENSTEIN	107.7	21	Fred MARTIN-DYE	115.5	
7	21	Fred MARTIN-DYE	106.5	7	Ryan CULLEN	107.4	3	Luke WILLIAMS	115.1	
8	3	Luke WILLIAMS	106.0	3	Luke WILLIAMS	106.9	7	Ryan CULLEN	115.1	
9	17	George BLUNDELL	103.9	15	Oily RAE	104.9	15	Oily RAE	113.9	
10	15	Oily RAE	102.9	17	George BLUNDELL	104.7	17	George BLUNDELL	113.4	
11	12	Fabian WELTER	102.8	5	Alex DRABBLE	103.6	6	Matt RAO	113.0	
12	5	Alex DRABBLE	102.6	12	Fabian WELTER	102.6	12	Fabian WELTER	112.4	
13	6	Matt RAO	101.4	6	Matt RAO	102.0	5	Alex DRABBLE	111.8	

Weather / Track : Bright / Dry

Rockingham Int. SSCL
 Circuit Length = 2.0518 miles
 Start: 13:11 End: 13:31

Dunlop MSA Formula Ford Championship of GB

RACE 8 - ROUND 9 - POSITION CHART

No	Name	Laps Pos	1	2	3	4	5	6	7	8	9	10	11
			10	Antti BURI	1	10	10	10	10	10	10	4	4
4	Eric LICHTENSTEIN	2	4	4	4	4	4	4	10	10	2	2	2
2	Jake COOK	3	2	2	2	2	2	2	2	2	21	9	9
3	Luke WILLIAMS	4	3	3	3	21	21	21	21	21	9	21	21
11	Julio MORENO	5	11	11	21	9	9	9	9	9	7	7	7
21	Fred MARTIN-DYE	6	21	21	9	7	7	7	7	7	4	12	12
9	Cavan CORCORAN	7	9	9	7	6	6	15	15	15	17	5	5
7	Ryan CULLEN	8	7	7	6	15	15	17	17	17	12	15	15
6	Matt RAO	9	6	12	15	17	17	6	5	5	5	17	17
12	Fabian WELTER	10	12	6	17	5	5	5	12	12	15		
17	George BLUNDELL	11	17	15	5	12	12	12					
5	Alex DRABBLE	12	5	17	12	3							
15	Olly RAE	13	15	5									

Weather / Track : Bright / Dry

Rockingham Int. SSCL
 Circuit Length = 2.0518 miles
 Start: 13:11 End: 13:31