



DUNLOP MSA FORMULA FORD CHAMPIONSHIP OF GB

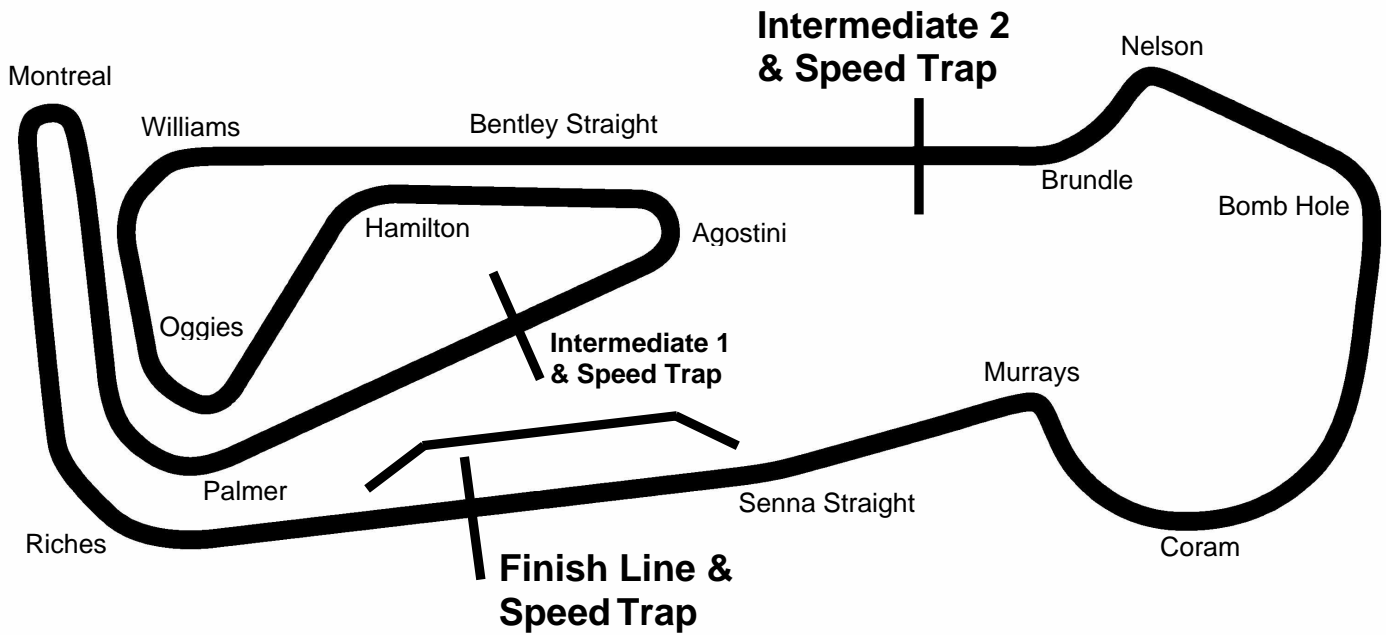
Round 1* , 1+ & 1,
"GbYhYf hcb" \$\$

(H &)H 5i [i gh2012



Results Provided by Timing Solutions Ltd
www.tsl-timing.com

SNETTERTON 300



Circuit Length:	2.969 miles / 4778.5 metres
Intermediate 1:	1545 metres
Intermediate 2:	3198 metres
Pit In:	4572 metres
Pit Out:	40 metres after Finish Line
Pit In – Pit Out	246 metres, @ 60kph = 14.7 seconds, @ 80kph = 11 seconds



Dunlop MSA Formula Ford Championship of GB

QUALIFYING - RACE 1 - ROUND 16 - CLASSIFICATION

POS	NO	CL	DRIVER / TEAM	CAR	TIME	ON	LAPS	GAP	DIFF	MPH
1	10	E	Antti BURI (FIN) JTR	M12-SJ	1:52.695	5	10			94.84
2	4	E	Eric LICHTENSTEIN (ARG) Jamun Racing	M12-SJ	1:52.782	6	10	0.087	0.087	94.76
3	9	E	Cavan CORCORAN (GBR) JTR	M12-SJ	1:53.633	9	10	0.938	0.851	94.05
4	11	ER	Julio MORENO (ECU) JTR	M12-SJ	1:53.906	6	10	1.211	0.273	93.83
5	2	E	Jake COOK (GBR) Jamun Racing	M12-SJ	1:54.333	4	10	1.638	0.427	93.48
6	3	E	Luke WILLIAMS (GBR) Jamun Racing	M12-SJ	1:54.577	6	7	1.882	0.244	93.28
7	7	ER	Ryan CULLEN (GBR) Cullen Motorsport in assn with Jamun	M12-SJ	1:54.710	6	10	2.015	0.133	93.17
8	6	D	Matt RAO (GBR) Fluid Motorsport	Van Diemen LA09	1:57.895	8	10	5.200	3.185	90.65
9	17	DR	George BLUNDELL (GBR) Enigma Motorsport	Mygale SJ08	1:58.216	9	10	5.521	0.321	90.41
10	12	D	Fabian WELTER (MEX) RVR Rendez-Vous Racing	Mygale SJ08	1:58.318	8	10	5.623	0.102	90.33
11	89	G	James HAMMOND (GBR) Race Car Consultants	Mygale SJ11	1:58.619	8	9	5.924	0.301	90.10
12	48	DR	Abdul AHMED (IND) Don Hardman Automotive Ltd	Ray GR10	1:59.013	9	10	6.318	0.394	89.80
13	5	DR	Alex DRABBLE (GBR) Fluid Motorsport	Van Diemen LA11	1:59.277	6	10	6.582	0.264	89.60

Car 89 - Please check fitting of transponder as intermitent

Snetterton 300
Circuit Length = 2.9689 miles
Start: 10:43 End: 11:05

These results are provisional until the conclusion of any judicial and technical matters.

Clerk of Course :		Timekeeper :
-------------------	--	--------------



Dunlop MSA Formula Ford Championship of GB

QUALIFYING - RACE 7 - ROUND 17 - 2ND FASTEST CLASSIFICATION

POS	NO	CL	DRIVER / TEAM	CAR	TIME	ON	LAPS	GAP	DIFF	MPH
1	4	E	Eric LICHTENSTEIN (ARG) Jamun Racing	M12-SJ	1:52.882	7	10			94.68
2	10	E	Antti BURI (FIN) JTR	M12-SJ	1:52.926	10	10	0.044	0.044	94.64
3	9	E	Cavan CORCORAN (GBR) JTR	M12-SJ	1:54.001	8	10	1.119	1.075	93.75
4	11	ER	Julio MORENO (ECU) JTR	M12-SJ	1:54.110	4	10	1.228	0.109	93.66
5	2	E	Jake COOK (GBR) Jamun Racing	M12-SJ	1:54.339	5	10	1.457	0.229	93.47
6	7	ER	Ryan CULLEN (GBR) Cullen Motorsport in assn with Jamun	M12-SJ	1:54.814	9	10	1.932	0.475	93.09
7	3	E	Luke WILLIAMS (GBR) Jamun Racing	M12-SJ	1:55.406	7	7	2.524	0.592	92.61
8	6	D	Matt RAO (GBR) Fluid Motorsport	Van Diemen LA09	1:57.969	7	10	5.087	2.563	90.60
9	12	D	Fabian WELTER (MEX) RVR Rendez-Vous Racing	Mygale SJ08	1:58.521	5	10	5.639	0.552	90.17
10	17	DR	George BLUNDELL (GBR) Enigma Motorsport	Mygale SJ08	1:58.710	6	10	5.828	0.189	90.03
11	48	DR	Abdul AHMED (IND) Don Hardman Automotive Ltd	Ray GR10	1:59.290	10	10	6.408	0.580	89.59
12	5	DR	Alex DRABBLE (GBR) Fluid Motorsport	Van Diemen LA11	1:59.321	10	10	6.439	0.031	89.57
13	89	G	James HAMMOND (GBR) Race Car Consultants	Mygale SJ11	1:59.422	6	9	6.540	0.101	89.49

Car 89 - Please check fitting of transponder as intermitent

Snetterton 300
Circuit Length = 2.9689 miles
Start: 10:43 End: 11:05

These results are provisional until the conclusion of any judicial and technical matters.

Clerk of Course :		Timekeeper :
-------------------	--	--------------



Dunlop MSA Formula Ford Championship of GB

QUALIFYING - RACE 11 - ROUND 18 - 3RD FASTEST CLASSIFICATION

POS	NO	CL	DRIVER / TEAM	CAR	TIME	ON	LAPS	GAP	DIFF	MPH
1	4	E	Eric LICHTENSTEIN (ARG) Jamun Racing	M12-SJ	1:53.042	9	10			94.54
2	10	E	Antti BURI (FIN) JTR	M12-SJ	1:53.065	9	10	0.023	0.023	94.53
3	9	E	Cavan CORCORAN (GBR) JTR	M12-SJ	1:54.003	6	10	0.961	0.938	93.75
4	11	ER	Julio MORENO (ECU) JTR	M12-SJ	1:54.127	9	10	1.085	0.124	93.65
5	2	E	Jake COOK (GBR) Jamun Racing	M12-SJ	1:54.838	7	10	1.796	0.711	93.07
6	7	ER	Ryan CULLEN (GBR) Cullen Motorsport in assn with Jamun	M12-SJ	1:54.927	5	10	1.885	0.089	92.99
7	3	E	Luke WILLIAMS (GBR) Jamun Racing	M12-SJ	1:55.694	5	7	2.652	0.767	92.38
8	6	D	Matt RAO (GBR) Fluid Motorsport	Van Diemen LA09	1:58.044	5	10	5.002	2.350	90.54
9	12	D	Fabian WELTER (MEX) RVR Rendez-Vous Racing	Mygale SJ08	1:58.559	10	10	5.517	0.515	90.14
10	17	DR	George BLUNDELL (GBR) Enigma Motorsport	Mygale SJ08	1:59.185	4	10	6.143	0.626	89.67
11	89	G	James HAMMOND (GBR) Race Car Consultants	Mygale SJ11	1:59.462	5	9	6.420	0.277	89.46
12	48	DR	Abdul AHMED (IND) Don Hardman Automotive Ltd	Ray GR10	1:59.636	5	10	6.594	0.174	89.33
13	5	DR	Alex DRABBLE (GBR) Fluid Motorsport	Van Diemen LA11	1:59.665	9	10	6.623	0.029	89.31

Car 89 - Please check fitting of transponder as intermitent

Snetterton 300
Circuit Length = 2.9689 miles
Start: 10:43 End: 11:05

These results are provisional until the conclusion of any judicial and technical matters.

Clerk of Course :		Timekeeper :
-------------------	--	--------------

Dunlop MSA Formula Ford Championship of GB
QUALIFYING - SECTOR ANALYSIS

2	Jake COOK					E Jamun Racing				
1-	Out 71.2	57.214 73.4	52.660 79.7	2:44.167	6-	36.191 122.9	40.995 137.2	37.888 127.8	1:55.074	
2-	50.116 66.6	52.572 106.9	42.042 127.1	2:24.730	7-	35.777 123.8	40.918 138.7	38.143 127.6	1:54.838	
3-	35.936 122.9	41.024 138.7	37.990 127.8	1:54.950	8-	35.970 123.1	40.805 138.9	38.417 127.8	1:55.192	
4-	35.671 124.0	40.662 139.2	38.000 127.3	1:54.333	9-	36.704 122.9	41.275 137.8	38.453 127.1	1:56.432	
5-	35.530 123.8	40.831 138.4	37.978 128.3	1:54.339	10-	36.219 122.7	41.284 137.5	38.342 127.6	1:55.845	
3	Luke WILLIAMS					E Jamun Racing				
1-	Out 58.8	1:02.972 83.9	56.065 75.5	3:08.286	5-	36.265 122.0	41.130 137.8	38.299 126.4	1:55.694	
2-	1:15.913 60.3	1:13.081 114.9	In	7:17.228 P	6-	36.004 122.2	40.681 137.8	37.892 125.9	1:54.577	
3-	Out 119.4	42.185 135.3	39.542 125.4	2:01.267	7-	36.167 121.6	41.055 137.2	38.184 126.1	1:55.406	
4-	36.234 123.7	41.885 137.5	38.298 125.9	1:56.417						
4	Eric LICHTENSTEIN					E Jamun Racing				
1-	Out 55.6	58.302 91.7	47.891 103.9	2:53.931	6-	35.301 126.4	40.054 143.7	37.427 132.1	1:52.782	
2-	44.424 94.7	48.755 130.6	44.775 129.1	2:17.954	7-	35.371 127.3	39.969 142.8	37.542 131.1	1:52.882	
3-	40.850 113.7	45.039 133.7	44.489 130.6	2:10.378	8-	43.584 109.8	46.280 112.4	43.995 131.1	2:13.859	
4-	35.543 127.3	40.304 142.5	37.445 131.1	1:53.292	9-	35.402 127.1	40.073 142.2	37.567 131.1	1:53.042	
5-	35.541 126.9	40.177 142.5	37.546 131.3	1:53.264	10-	35.464 126.1	52.909 76.6	48.624 96.7	2:16.997	
5	Alex DRABBLE					DR Fluid Motorsport				
1-	Out 77.9	46.614 124.3	44.141 124.7	2:20.111	6-	37.099 118.4	42.254 136.7	39.924 123.1	1:59.277	
2-	38.517 116.7	44.356 133.7	41.340 122.5	2:04.213	7-	42.337 113.4	43.205 139.5	40.590 122.9	2:06.132	
3-	37.826 118.1	44.011 134.8	40.568 123.8	2:02.405	8-	37.570 118.6	42.475 136.7	40.152 124.0	2:00.197	
4-	37.413 119.2	42.532 137.8	40.321 122.9	2:00.266	9-	37.390 117.7	42.395 138.9	39.880 124.0	1:59.665	
5-	37.280 117.9	42.714 137.2	39.934 122.9	1:59.928	10-	37.140 119.8	42.156 137.2	40.025 124.0	1:59.321	
6	Matt RAO					D Fluid Motorsport				
1-	Out 83.6	45.160 136.4	43.751 121.8	2:17.803	6-	36.828 119.4	42.234 136.7	39.172 124.3	1:58.234	
2-	37.850 119.2	43.046 137.5	40.345 123.6	2:01.241	7-	36.847 119.0	41.831 136.7	39.291 124.5	1:57.969	
3-	37.137 119.0	46.990 102.5	41.142 124.3	2:05.269	8-	36.513 119.6	42.158 137.5	39.224 124.3	1:57.895	
4-	36.748 119.6	42.099 136.7	39.436 123.6	1:58.283	9-	36.863 121.1	42.212 137.2	39.518 123.4	1:58.593	
5-	36.625 119.8	41.966 137.0	39.453 123.8	1:58.044	10-	36.856 120.3	42.235 137.8	39.100 123.8	1:58.191	
7	Ryan CULLEN					ER Cullen Motorsport in assn with Jamun				
1-	Out 61.5	58.208 101.8	47.864 102.3	2:51.122	6-	35.677 123.6	40.888 139.8	38.145 128.6	1:54.710	
2-	44.119 86.9	49.648 104.5	45.156 126.1	2:18.923	7-	35.731 124.3	40.666 139.8	38.845 128.6	1:55.242	
3-	39.431 100.2	45.276 130.6	44.607 129.7	2:09.314	8-	35.849 124.3	41.069 139.2	38.241 128.6	1:55.159	
4-	36.588 123.6	41.403 140.7	38.254 128.6	1:56.245	9-	35.646 124.0	40.607 139.5	38.561 128.1	1:54.814	
5-	35.944 123.6	41.113 139.8	37.870 128.8	1:54.927	10-	42.321 108.1	53.333 75.9	50.083 109.7	2:25.737	
9	Cavan CORCORAN					E JTR				
1-	Out 59.3	53.043 96.1	45.974 106.5	2:32.790	6-	35.697 124.5	40.480 140.1	37.826 129.1	1:54.003	
2-	42.898 78.6	49.243 100.2	42.986 114.3	2:15.127	7-	35.625 120.3	40.700 140.1	37.920 128.3	1:54.245	
3-	37.852 119.0	44.548 96.8	41.109 129.1	2:03.509	8-	35.764 124.0	40.588 140.7	37.649 128.8	1:54.001	
4-	35.711 126.1	40.598 141.3	37.914 129.6	1:54.223	9-	35.644 125.2	40.477 140.7	37.512 129.1	1:53.633	
5-	35.668 125.2	40.968 140.4	38.192 129.1	1:54.828	10-	35.813 124.5	40.545 140.4	37.819 128.8	1:54.177	
10	Antti BURI					E JTR				
1-	Out 62.4	53.161 97.0	45.878 107.5	2:34.564	6-	35.311 126.4	40.418 141.9	37.470 131.1	1:53.199	
2-	42.830 81.3	48.567 103.4	43.231 116.9	2:14.628	7-	40.684 105.5	46.063 121.1	43.057 121.8	2:09.804	
3-	37.519 122.2	45.479 104.7	39.934 131.1	2:02.932	8-	37.959 113.9	42.185 130.6	37.955 130.8	1:58.099	
4-	35.749 126.1	40.327 142.8	37.230 131.6	1:53.306	9-	35.360 126.4	40.293 142.2	37.412 131.3	1:53.065	
5-	35.352 125.9	40.109 142.5	37.234 131.1	1:52.695	10-	35.329 125.9	40.167 141.9	37.430 131.3	1:52.926	
11	Julio MORENO					ER JTR				
1-	Out 62.5	53.722 111.5	47.948 98.7	2:33.501	6-	35.542 124.3	40.778 140.4	37.586 128.8	1:53.906	
2-	43.861 86.6	49.489 115.7	45.099 128.3	2:18.449	7-	35.491 125.2	42.480 138.4	40.087 131.3	1:58.058	
3-	40.600 106.9	44.981 129.3	44.744 128.8	2:10.325	8-	35.876 125.0	43.963 119.6	40.167 128.3	2:00.006	
4-	35.750 125.4	40.719 141.6	37.641 129.3	1:54.110	9-	35.835 125.2	40.428 141.0	37.864 129.1	1:54.127	
5-	35.837 124.5	40.690 141.3	37.697 128.8	1:54.224	10-	35.849 124.0	40.745 139.5	37.739 128.8	1:54.333	

Snetterton 300
Circuit Length = 2.9689 miles
Start: 10:43 End: 11:05

Dunlop MSA Formula Ford Championship of GB
QUALIFYING - SECTOR ANALYSIS

12	Fabian WELTER		D RVR Rendez-Vous Racing												
1-	Out	79.4	45.551	128.8	47.638	121.8	2:21.978	6-	1:08.263	87.7	43.323	128.3	39.229	124.5	2:30.815
2-	37.930	118.1	42.626	134.8	39.410	124.0	1:59.966	7-	36.786	119.2	1:02.818	115.9	42.549	123.4	2:22.153
3-	37.410	118.6	45.166	123.8	57.605	122.5	2:20.181	8-	36.956	120.5	41.963	135.0	39.399	123.4	1:58.318
4-	37.478	119.2	42.296	135.6	39.079	123.4	1:58.853	9-	36.977	119.2	42.187	135.6	40.330	123.4	1:59.494
5-	36.827	119.0	42.246	135.6	39.448	123.4	1:58.521	10-	37.133	118.4	42.232	135.3	39.194	125.7	1:58.559
17	George BLUNDELL		DR Enigma Motorsport												
1-	Out	80.8	50.145	113.6	50.006	106.7	2:34.823	6-	37.070	120.1	42.119	137.5	39.521	125.7	1:58.710
2-	44.747	79.7	48.047	134.5	45.922	127.3	2:18.716	7-	37.123	118.1	47.372	101.5	46.619	125.9	2:11.114
3-	38.789	118.6	43.035	138.7	39.948	126.1	2:01.772	8-	37.174	115.7	42.192	138.7	40.078	124.5	1:59.444
4-	37.477	115.5	42.340	138.9	39.368	125.4	1:59.185	9-	36.696	119.4	42.281	138.9	39.239	125.0	1:58.216
5-	37.185	119.2	42.189	138.9	40.056	126.4	1:59.430	10-	36.930	117.5	43.296	112.6	40.422	126.1	2:00.648
48	Abdul AHMED		DR Don Hardman Automotive Ltd												
1-	Out	98.7	46.472	125.9	44.074	122.0	2:19.432	6-	37.178	119.2	42.520	135.3	40.045	124.0	1:59.743
2-	38.917	115.5	43.733	134.8	40.935	122.5	2:03.585	7-	45.039	77.2	53.623	94.1	49.943	121.4	2:28.605
3-	37.587	117.9	42.491	135.8	40.162	121.4	2:00.240	8-	41.301	73.7	50.142	120.9	50.276	124.3	2:21.719
4-	43.610	89.7	46.163	138.9	39.734	122.0	2:09.507	9-	37.248	119.8	42.116	138.4	39.649	125.4	1:59.013
5-	37.285	119.4	42.206	137.5	40.145	122.9	1:59.636	10-	37.394	119.8	42.076	141.3	39.820	127.1	1:59.290
89	James HAMMOND		G Race Car Consultants												
1-							2:14.625	6-							1:59.422
2-							2:09.614	7-							1:59.917
3-							2:00.301	8-							1:58.619
4-							1:59.867	9-							2:00.386
5-							1:59.462								

Snetterton 300
Circuit Length = 2.9689 miles
Start: 10:43 End: 11:05

Dunlop MSA Formula Ford Championship of GB

QUALIFYING - BEST SECTOR TIMES

SECTOR 1			SECTOR 2			SECTOR 3			IDEAL / BEST COMPARISON							
POS	NO	NAME	TIME	NO	NAME	TIME	NO	NAME	TIME	POS	NO	NAME	IDEAL	BEST	DIFF	
1	4	LICHTENSTEIN	35.301	4	LICHTENSTEIN	39.969	10	BURI	37.230	1	10	BURI	1:52.650	1:52.695	0.045	
2	10	BURI	35.311	10	BURI	40.109	4	LICHTENSTEIN	37.427	2	4	LICHTENSTEIN	1:52.697	1:52.782	0.085	
3	11	MORENO	35.491	11	MORENO	40.428	9	CORCORAN	37.512	3	11	MORENO	1:53.505	1:53.906	0.401	
4	2	COOK	35.530	9	CORCORAN	40.477	11	MORENO	37.586	4	9	CORCORAN	1:53.614	1:53.633	0.019	
5	9	CORCORAN	35.625	7	CULLEN	40.607	7	CULLEN	37.870	5	2	COOK	1:54.080	1:54.333	0.253	
6	7	CULLEN	35.646	2	COOK	40.662	2	COOK	37.888	6	7	CULLEN	1:54.123	1:54.710	0.587	
7	3	WILLIAMS	36.004	3	WILLIAMS	40.681	3	WILLIAMS	37.892	7	3	WILLIAMS	1:54.577	1:54.577	0.000	
8	6	RAO	36.513	6	RAO	41.831	12	WELTER	39.079	8	6	RAO	1:57.444	1:57.895	0.451	
9	17	BLUNDELL	36.696	12	WELTER	41.963	6	RAO	39.100	9	12	WELTER	1:57.828	1:58.318	0.490	
10	12	WELTER	36.786	48	AHMED	42.076	17	BLUNDELL	39.239	10	17	BLUNDELL	1:58.054	1:58.216	0.162	
11	5	DRABBLE	37.099	17	BLUNDELL	42.119	48	AHMED	39.649	11	48	AHMED	1:58.903	1:59.013	0.110	
12	48	AHMED	37.178	5	DRABBLE	42.156	5	DRABBLE	39.880	12	5	DRABBLE	1:59.135	1:59.277	0.142	
13	89	HAMMOND		89	HAMMOND		89	HAMMOND		13	89	HAMMOND	1:58.619	0.000		
												Perfect Lap		1:52.500		

Snetterton 300
Circuit Length = 2.9689 miles
Start: 10:43 End: 11:05

Dunlop MSA Formula Ford Championship of GB

QUALIFYING - SPEED TRAPS


SECTOR 1				SECTOR 2			FINISH LINE		
POS	NO	NAME	MPH	NO	NAME	MPH	NO	NAME	MPH
1	4	Eric LICHTENSTEIN	127.3	4	Eric LICHTENSTEIN	143.7	4	Eric LICHTENSTEIN	132.1
2	10	Antti BURI	126.4	10	Antti BURI	142.8	10	Antti BURI	131.6
3	9	Cavan CORCORAN	126.1	11	Julio MORENO	141.6	11	Julio MORENO	131.3
4	11	Julio MORENO	125.4	9	Cavan CORCORAN	141.3	9	Cavan CORCORAN	129.6
5	7	Ryan CULLEN	124.3	48	Abdul AHMED	141.3	7	Ryan CULLEN	129.1
6	2	Jake COOK	124.0	7	Ryan CULLEN	140.1	2	Jake COOK	128.3
7	3	Luke WILLIAMS	123.1	5	Alex DRABBLE	139.5	17	George BLUNDELL	127.3
8	6	Matt RAO	121.1	2	Jake COOK	139.2	48	Abdul AHMED	127.1
9	12	Fabian WELTER	120.5	17	George BLUNDELL	138.9	3	Luke WILLIAMS	126.4
10	17	George BLUNDELL	120.1	3	Luke WILLIAMS	137.8	12	Fabian WELTER	125.7
11	5	Alex DRABBLE	119.8	6	Matt RAO	137.8	5	Alex DRABBLE	124.7
12	48	Abdul AHMED	119.8	12	Fabian WELTER	135.6	6	Matt RAO	124.5
13									

Snetterton 300
 Circuit Length = 2.9689 miles
 Start: 10:43 End: 11:05



Dunlop MSA Formula Ford Championship of GB

RACE 1 - ROUND 16 - GRID

ROW 7	1:59.277 5 Alex DRABBLE	1:59.013 48 Abdul AHMED
ROW 6	1:58.619 89 James HAMMOND	1:58.318 12 Fabian WELTER
ROW 5	1:58.216 17 George BLUNDELL	1:57.895 6 Matt RAO
ROW 4	1:54.710 7 Ryan CULLEN	1:54.577 3 Luke WILLIAMS
ROW 3	1:54.333 2 Jake COOK	1:53.906 11 Julio MORENO
ROW 2	1:53.633 9 Cavan CORCORAN	1:52.782 4 Eric LICHTENSTEIN
ROW 1	1:52.695 10 Antti BURI	
Pole		
		

Snetterton 300
Circuit Length = 2.9689 miles


These results are provisional until the conclusion of any judicial and technical matters.

Clerk of Course :		Timekeeper :
-------------------	--	--------------



Dunlop MSA Formula Ford Championship of GB

RACE 7 - ROUND 17 - GRID - AMENDED

ROW 6	1:59.321 5 Alex DRABBLE	1:59.422 89 James HAMMOND
ROW 5	1:58.710 17 George BLUNDELL	1:59.290 48 Abdul AHMED
ROW 4	1:57.969 6 Matt RAO	1:58.521 12 Fabian WELTER
ROW 3	1:54.339 2 Jake COOK	1:54.814 7 Ryan CULLEN
ROW 2	1:54.001 9 Cavan CORCORAN	1:54.110 11 Julio MORENO
ROW 1	1:52.882 4 Eric LICHTENSTEIN	1:52.926 10 Antti BURI
Pole		
		

Car 3 withdrawn

Snetterton 300
Circuit Length = 2.9689 miles

These results are provisional until the conclusion of any judicial and technical matters.

Clerk of Course :		Timekeeper :
-------------------	--	--------------



Dunlop MSA Formula Ford Championship of GB

RACE 11 - ROUND 18 - GRID - AMENDED

ROW 6	1:59.636 48 Abdul AHMED	1:59.665 5 Alex DRABBLE
ROW 5	1:59.185 17 George BLUNDELL	1:59.462 89 James HAMMOND
ROW 4	1:58.044 6 Matt RAO	1:58.559 12 Fabian WELTER
ROW 3	1:54.838 2 Jake COOK	1:54.927 7 Ryan CULLEN
ROW 2	1:54.003 9 Cavan CORCORAN	1:54.127 11 Julio MORENO
ROW 1	1:53.042 4 Eric LICHTENSTEIN	1:53.065 10 Antti BURI
Pole		

Car 3 - withdrawn

Snetterton 300
Circuit Length = 2.9689 miles

These results are provisional until the conclusion of any judicial and technical matters.

Clerk of Course :		Timekeeper :
-------------------	--	--------------



Dunlop MSA Formula Ford Championship of GB

RACE 1 - ROUND 16 - CLASSIFICATION

POS	NO	CL	DRIVER / TEAM	CAR	LAPS	TIME	GAP	DIFF	MPH	BEST	ON
1	4	E	Eric LICHTENSTEIN (ARG) Jamun Racing	M12-SJ	7	19:38.598			63.47	2:09.120	7
2	10	E	Antti BURI (FIN) JTR	M12-SJ	7	19:39.002	0.404	0.404	63.45	2:10.156	7
3	11	ER	Julio MORENO (ECU) JTR	M12-SJ	7	19:41.663	3.065	2.661	63.31	2:11.075	7
4	2	E	Jake COOK (GBR) Jamun Racing	M12-SJ	7	19:41.951	3.353	0.288	63.29	2:11.006	7
5	9	E	Cavan CORCORAN (GBR) JTR	M12-SJ	7	19:47.023	8.425	5.072	63.02	2:12.703	6
6	7	ER	Ryan CULLEN (GBR) Cullen Motorsport in assn with Jamun	M12-SJ	7	19:48.537	9.939	1.514	62.94	2:12.740	7
7	17	DR	George BLUNDELL (GBR) Enigma Motorsport	Mygale SJ08	7	19:56.665	18.067	8.128	62.52	2:13.717	7
8	12	D	Fabian WELTER (MEX) RVR Rendez-Vous Racing	Mygale SJ08	7	19:57.158	18.560	0.493	62.49	2:12.564	7
9	89	G	James HAMMOND (GBR) Race Car Consultants	Mygale SJ11	7	19:57.343	18.745	0.185	62.48	2:12.447	7
10	6	D	Matt RAO (GBR) Fluid Motorsport	Van Diemen LA09	7	19:58.842	20.244	1.499	62.40	2:14.475	7
11	3	E	Luke WILLIAMS (GBR) Jamun Racing	M12-SJ	7	20:06.485	27.887	7.643	62.01	2:12.223	7

NOT CLASSIFIED

DNF	5	DR	Alex DRABBLE (GBR) Fluid Motorsport	Van Diemen LA11	0						
DNF	48	DR	Abdul AHMED (IND) Don Hardman Automotive Ltd	Ray GR10	0						

FASTEST LAP

4	E	Eric LICHTENSTEIN (ARG) Jamun Racing	M12-SJ	7	2:09.120	82.77 mph	133.21 kph
11	ER	Julio MORENO (ECU) JTR	M12-SJ	7	2:11.075	81.54 mph	131.22 kph
89	G	James HAMMOND (GBR) Race Car Consultants	Mygale SJ11	7	2:12.447	80.69 mph	129.86 kph
12	D	Fabian WELTER (MEX) RVR Rendez-Vous Racing	Mygale SJ08	7	2:12.564	80.62 mph	129.75 kph
17	DR	George BLUNDELL (GBR) Enigma Motorsport	Mygale SJ08	7	2:13.717	79.93 mph	128.63 kph

Weather / Track : Cloudy / Wet

These results are provisional until the conclusion of any judicial and technical matters.

Snetterton 300

Circuit Length = 2.9689 miles

Start: 15:23 End: 15:43

Clerk of Course :

Timekeeper :

Dunlop MSA Formula Ford Championship of GB
RACE 1 - ROUND 16 - LAP CHART

Lap 1			Lap 2			Lap 3			Lap 4			Lap 5		
No	Behind	Laptime	No	Behind	Laptime	No	Behind	Laptime	No	Behind	Laptime	No	Behind	Laptime
10		2:30.619	10		3:05.898	10		3:04.001	10		3:04.179	10		3:32.969
4	2.042	2:32.661	4	3.079	3:06.935	4	2.761	3:03.683	4	1.792	3:03.210	4	0.618	3:31.795
11	3.256	2:33.875	11	4.609	3:07.251	11	4.421	3:03.813	11	3.186	3:02.944	11	1.506	3:31.289
2	4.874	2:35.493	2	5.893	3:06.917	2	5.836	3:03.944	2	4.637	3:02.980	2	2.056	3:30.388
3	6.153	2:36.772	3	7.233	3:06.978	3	7.076	3:03.844	3	5.170	3:02.273	3	2.859	3:30.658
9	7.120	2:37.739	9	8.339	3:07.117	9	8.470	3:04.132	9	6.350	3:02.059	9	3.857	3:30.476
7	8.048	2:38.667	7	9.201	3:07.051	7	9.419	3:04.219	7	7.283	3:02.043	7	4.489	3:30.175
17	9.128	2:39.747	17	10.400	3:07.170	17	10.945	3:04.546	17	8.756	3:01.990	17	10.678	3:34.891
12	9.899	2:40.518	12	11.597	3:07.596	12	11.709	3:04.113	12	9.501	3:01.971	12	11.167	3:34.635
6	10.409	2:41.028	6	12.310	3:07.799	6	12.460	3:04.151	6	9.898	3:01.617	6	11.404	3:34.475
89	11.307	2:41.926	89	13.265	3:07.856	89	13.347	3:04.083	89	10.994	3:01.826	89	12.017	3:33.992

Weather / Track : Cloudy / Wet

Snetterton 300
 Circuit Length = 2.9689 miles
 Start: 15:23 End: 15:43

Dunlop MSA Formula Ford Championship of GB
RACE 1 - ROUND 16 - LAP CHART

Lap 6			Lap 7		
No	Behind	Laptime	No	Behind	Laptime
10		2:11.180	4		2:09.120
4	0.632	2:11.194	10	0.404	2:10.156
11	1.742	2:11.416	11	3.065	2:11.075
2	2.099	2:11.223	2	3.353	2:11.006
9	5.380	2:12.703	9	8.425	2:12.797
7	6.951	2:13.642	7	9.939	2:12.740
17	14.102	2:14.604	17	18.067	2:13.717
6	15.521	2:15.297	12	18.560	2:12.564
12	15.748	2:15.761	89	18.745	2:12.447
89	16.050	2:15.213	6	20.244	2:14.475
3	25.416	2:33.737	3	27.887	2:12.223

Weather / Track : Cloudy / Wet

Snetterton 300
 Circuit Length = 2.9689 miles
 Start: 15:23 End: 15:43

Dunlop MSA Formula Ford Championship of GB

RACE 1 - ROUND 16 - SECTOR ANALYSIS

2	Jake COOK											E Jamun Racing			
1-	105.2	46.625	129.3	59.505	59.8	2:35.493	5-	1:11.155	39.4	1:15.191	78.6	1:04.042	126.9	3:30.388	
2-	1:01.934	59.1	1:02.484	80.0	1:02.499	68.5	3:06.917	6-	41.385	109.3	46.299	135.0	43.539	128.3	2:11.223
3-	1:02.033	59.7	1:02.978	80.4	58.933	72.3	3:03.944	7-	40.721	107.5	46.620	137.0	43.665	128.1	2:11.006
4-	1:02.210	55.0	1:03.352	89.0	57.418	70.9	3:02.980								
3	Luke WILLIAMS											E Jamun Racing			
1-	101.2	47.469	124.7	1:00.000	62.2	2:36.772	5-	1:11.155	39.9	1:15.268	76.6	1:04.235	125.0	3:30.658	
2-	1:01.500	54.7	1:02.885	79.7	1:02.593	58.3	3:06.978	6-	42.027	106.0	1:07.000	129.3	44.710	123.8	2:33.737
3-	1:01.236	57.7	1:03.757	76.6	58.851	75.3	3:03.844	7-	41.623	112.2	46.364	128.6	44.236	124.7	2:12.223
4-	1:01.629	62.3	1:03.788	82.0	56.856	71.9	3:02.273								
4	Eric LICHTENSTEIN											E Jamun Racing			
1-	104.7	46.026	134.2	59.317	67.4	2:32.661	5-	1:12.028	37.1	1:15.346	76.1	1:04.421	130.6	3:31.795	
2-	1:02.103	77.4	1:03.286	80.3	1:01.546	85.8	3:06.935	6-	40.571	108.6	45.485	137.0	45.138	128.3	2:11.194
3-	1:01.642	68.0	1:03.982	74.6	58.059	83.2	3:03.683	7-	40.245	116.1	45.278	139.2	43.597	128.6	2:09.120
4-	1:02.383	60.0	1:01.832	101.4	58.995	76.1	3:03.210								
5	Alex DRABBLE											DR Fluid Motorsport			
6	Matt RAO											D Fluid Motorsport			
1-	90.7	48.488	122.0	59.545	58.9	2:41.028	5-	1:11.487	43.7	1:14.751	53.1	1:08.237	125.2	3:34.475	
2-	1:02.182	46.8	1:03.319	81.0	1:02.298	60.4	3:07.799	6-	42.799	98.0	47.223	132.6	45.275	122.0	2:15.297
3-	1:01.514	51.1	1:04.278	71.2	58.359	72.8	3:04.151	7-	42.986	103.7	47.015	130.3	44.474	124.0	2:14.475
4-	1:02.079	57.1	1:04.644	61.0	54.894	73.8	3:01.617								
7	Ryan CULLEN											ER Cullen Motorsport in assn with Jamun			
1-	93.9	47.559	126.9	1:00.406	67.0	2:38.667	5-	1:10.960	45.6	1:15.681	66.6	1:03.534	128.3	3:30.175	
2-	1:01.748	54.2	1:03.194	71.0	1:02.109	65.2	3:07.051	6-	42.006	104.4	46.822	124.7	44.814	127.1	2:13.642
3-	1:01.450	56.7	1:04.155	74.6	58.614	71.8	3:04.219	7-	41.595	107.2	46.757	120.1	44.388	128.1	2:12.740
4-	1:02.179	54.5	1:03.793	76.2	56.071	79.5	3:02.043								
9	Cavan CORCORAN											E JTR			
1-	99.4	47.313	118.4	1:00.313	62.1	2:37.739	5-	1:11.222	40.7	1:15.397	69.9	1:03.857	126.9	3:30.476	
2-	1:01.596	55.8	1:03.441	75.8	1:02.080	58.3	3:07.117	6-	42.220	102.8	46.065	128.1	44.418	126.6	2:12.703
3-	1:01.483	55.5	1:04.026	74.8	58.623	75.7	3:04.132	7-	41.976	107.4	46.404	121.1	44.417	127.1	2:12.797
4-	1:01.974	57.0	1:03.764	82.6	56.321	75.3	3:02.059								
10	Antti BURI											E JTR			
1-	108.9	46.137	128.8	58.085	69.0	2:30.619	5-	1:12.285	39.5	1:14.736	72.9	1:05.948	129.3	3:32.969	
2-	1:02.174	69.3	1:02.452	80.7	1:01.272	88.8	3:05.898	6-	40.813	112.0	45.853	136.1	44.514	128.6	2:11.180
3-	1:02.399	67.9	1:02.265	70.4	59.337	80.8	3:04.001	7-	40.572	108.4	45.278	137.8	44.306	128.3	2:10.156
4-	1:02.778	64.2	1:00.464	95.5	1:00.937	78.7	3:04.179								
11	Julio MORENO											ER JTR			
1-	99.6	46.942	133.2	58.691	69.8	2:33.875	5-	1:12.084	38.0	1:15.255	70.2	1:03.950	128.3	3:31.289	
2-	1:02.497	64.7	1:02.921	74.7	1:01.833	75.7	3:07.251	6-	41.535	111.7	46.460	136.4	43.421	128.8	2:11.416
3-	1:02.296	64.7	1:03.362	75.1	58.155	83.0	3:03.813	7-	40.679	111.8	46.910	137.5	43.486	127.8	2:11.075
4-	1:02.789	55.8	1:02.197	107.0	57.958	80.9	3:02.944								
12	Fabian WELTER											D RVR Rendez-Vous Racing			
1-	83.5	48.182	129.6	59.541	57.9	2:40.518	5-	1:11.084	45.7	1:14.759	59.5	1:08.792	124.0	3:34.635	
2-	1:01.985	51.5	1:03.338	76.5	1:02.273	55.7	3:07.596	6-	42.692	100.8	47.449	130.1	45.620	125.4	2:15.761
3-	1:01.280	55.6	1:04.428	71.9	58.405	77.9	3:04.113	7-	41.798	113.9	46.228	130.3	44.538	124.5	2:12.564
4-	1:02.238	54.2	1:04.595	64.5	55.138	79.9	3:01.971								
17	George BLUNDELL											DR Enigma Motorsport			
1-	83.2	48.247	118.8	59.628	57.6	2:39.747	5-	1:10.467	46.8	1:15.564	59.0	1:08.860	125.2	3:34.891	
2-	1:01.617	54.9	1:03.383	76.1	1:02.170	60.5	3:07.170	6-	42.818	102.3	46.606	119.4	45.180	124.5	2:14.604
3-	1:01.655	51.8	1:03.897	69.1	58.994	67.7	3:04.546	7-	42.161	98.0	46.689	125.0	44.867	121.1	2:13.717

Weather / Track : Cloudy / Wet

Snetterton 300
Circuit Length = 2.9689 miles
Start: 15:23 End: 15:43

Dunlop MSA Formula Ford Championship of GB
RACE 1 - ROUND 16 - SECTOR ANALYSIS

4 -	1:01.629	49.4	1:03.674	72.1	56.687	66.1	3:01.990					
48	Abdul AHMED						DR Don Hardman Automotive Ltd					

89	James HAMMOND						G Race Car Consultants								
1 -		91.7	47.842	132.9	1:00.308	62.5	2:41.926	5 -	1:11.824	48.3	1:13.977	66.0	1:08.191	124.0	3:33.992
2 -	1:01.955	50.3	1:03.750	72.4	1:02.151	52.4	3:07.856	6 -	42.573	101.5	46.938	132.4	45.702	124.7	2:15.213
3 -	1:01.300	50.7	1:04.535	71.3	58.248	71.3	3:04.083	7 -	<i>42.226</i>	<i>113.6</i>	<i>45.780</i>	<i>134.5</i>	<i>44.441</i>	<i>126.6</i>	2:12.447
4 -	1:02.213	56.2	1:04.640	70.5	54.973	75.8	3:01.826								

Weather / Track : Cloudy / Wet

Snetterton 300
 Circuit Length = 2.9689 miles
 Start: 15:23 End: 15:43

Dunlop MSA Formula Ford Championship of GB

RACE 1 - ROUND 16 - BEST SECTOR TIMES

SECTOR 1			SECTOR 2			SECTOR 3			IDEAL / BEST COMPARISON							
POS	NO	NAME	TIME	NO	NAME	TIME	NO	NAME	TIME	POS	NO	NAME	IDEAL	BEST	DIFF	
1	4	LICHTENSTEIN	40.245	4	LICHTENSTEIN	45.278	11	MORENO	43.421	1	4	LICHTENSTEIN	2:09.120	2:09.120	0.000	
2	10	BURI	40.572	10	BURI	45.278	2	COOK	43.539	2	10	BURI	2:10.156	2:10.156	0.000	
3	11	MORENO	40.679	89	HAMMOND	45.780	4	LICHTENSTEIN	43.597	3	2	COOK	2:10.559	2:11.006	0.447	
4	2	COOK	40.721	9	CORCORAN	46.065	3	WILLIAMS	44.236	4	11	MORENO	2:10.560	2:11.075	0.515	
5	7	CULLEN	41.595	12	WELTER	46.228	10	BURI	44.306	5	3	WILLIAMS	2:12.223	2:12.223	0.000	
6	3	WILLIAMS	41.623	2	COOK	46.299	7	CULLEN	44.388	6	89	HAMMOND	2:12.447	2:12.447	0.000	
7	12	WELTER	41.798	3	WILLIAMS	46.364	9	CORCORAN	44.417	7	9	CORCORAN	2:12.458	2:12.703	0.245	
8	9	CORCORAN	41.976	11	MORENO	46.460	89	HAMMOND	44.441	8	12	WELTER	2:12.564	2:12.564	0.000	
9	17	BLUNDELL	42.161	17	BLUNDELL	46.606	6	RAO	44.474	9	7	CULLEN	2:12.740	2:12.740	0.000	
10	89	HAMMOND	42.226	7	CULLEN	46.757	12	WELTER	44.538	10	17	BLUNDELL	2:13.634	2:13.717	0.083	
11	6	RAO	42.799	6	RAO	47.015	17	BLUNDELL	44.867	11	6	RAO	2:14.288	2:14.475	0.187	
													Perfect Lap		2:08.944	

Weather / Track : Cloudy / Wet

Snetterton 300
Circuit Length = 2.9689 miles
Start: 15:23 End: 15:43

Dunlop MSA Formula Ford Championship of GB

RACE 1 - ROUND 16 - SPEED TRAPS

SECTOR 1				SECTOR 2			FINISH LINE			
POS	NO	NAME	MPH	NO	NAME	MPH	NO	NAME	MPH	
1	4	Eric LICHTENSTEIN	116.1	4	Eric LICHTENSTEIN	139.2	4	Eric LICHTENSTEIN	130.6	
2	12	Fabian WELTER	113.9	10	Antti BURI	137.8	10	Antti BURI	129.3	
3	89	James HAMMOND	113.6	11	Julio MORENO	137.5	11	Julio MORENO	128.8	
4	3	Luke WILLIAMS	112.2	2	Jake COOK	137.0	2	Jake COOK	128.3	
5	10	Antti BURI	112.0	89	James HAMMOND	134.5	7	Ryan CULLEN	128.3	
6	11	Julio MORENO	111.8	6	Matt RAO	132.6	9	Cavan CORCORAN	127.1	
7	2	Jake COOK	109.3	12	Fabian WELTER	130.3	89	James HAMMOND	126.6	
8	9	Cavan CORCORAN	107.4	3	Luke WILLIAMS	129.3	12	Fabian WELTER	125.4	
9	7	Ryan CULLEN	107.2	9	Cavan CORCORAN	128.1	6	Matt RAO	125.2	
10	6	Matt RAO	103.7	7	Ryan CULLEN	126.9	17	George BLUNDELL	125.2	
11	17	George BLUNDELL	102.3	17	George BLUNDELL	125.0	3	Luke WILLIAMS	125.0	

Weather / Track : Cloudy / Wet

Snetterton 300
 Circuit Length = 2.9689 miles
 Start: 15:23 End: 15:43

Dunlop MSA Formula Ford Championship of GB

RACE 1 - ROUND 16 - POSITION CHART

No	Name	Laps Pos	1	2	3	4	5	6	7
			10	Antti BURI	1	10	10	10	10
4	Eric LICHTENSTEIN	2	4	4	4	4	4	4	10
11	Julio MORENO	3	11	11	11	11	11	11	11
2	Jake COOK	4	2	2	2	2	2	2	2
3	Luke WILLIAMS	5	3	3	3	3	3	9	9
9	Cavan CORCORAN	6	9	9	9	9	9	7	7
7	Ryan CULLEN	7	7	7	7	7	7	17	17
17	George BLUNDELL	8	17	17	17	17	17	6	12
12	Fabian WELTER	9	12	12	12	12	12	12	89
6	Matt RAO	10	6	6	6	6	6	89	6
89	James HAMMOND	11	89	89	89	89	89	3	3

Weather / Track : Cloudy / Wet

Snetterton 300
 Circuit Length = 2.9689 miles
 Start: 15:23 End: 15:43



Dunlop MSA Formula Ford Championship of GB RACE 7 - ROUND 17 - CLASSIFICATION

POS	NO	CL	DRIVER / TEAM	CAR	LAPS	TIME	GAP	DIFF	MPH	BEST	ON
1	4	E	Eric LICHTENSTEIN (ARG) Jamun Racing	M12-SJ	10	19:06.638			93.21	1:53.544	4
2	10	E	Antti BURI (FIN) JTR	M12-SJ	10	19:09.095	2.457	2.457	93.01	1:53.567	3
3	9	E	Cavan CORCORAN (GBR) JTR	M12-SJ	10	19:15.288	8.650	6.193	92.51	1:54.475	4
4	11	ER	Julio MORENO (ECU) JTR	M12-SJ	10	19:15.913	9.275	0.625	92.46	1:53.937	5
5	2	E	Jake COOK (GBR) Jamun Racing	M12-SJ	10	19:25.120	18.482	9.207	91.73	1:54.663	4
6	7	ER	Ryan CULLEN (GBR) Cullen Motorsport in assn with Jamun	M12-SJ	10	19:27.259	20.621	2.139	91.56	1:55.259	7
7	12	D	Fabian WELTER (MEX) RVR Rendez-Vous Racing	Mygale SJ08	10	20:00.440	53.802	33.181	89.03	1:58.605	5
8	6	D	Matt RAO (GBR) Fluid Motorsport	Van Diemen LA09	10	20:04.300	57.662	3.860	88.74	1:57.890	9
9	17	DR	George BLUNDELL (GBR) Enigma Motorsport	Mygale SJ08	10	20:06.874	1:00.236	2.574	88.56	1:58.843	5
10	48	DR	Abdul AHMED (IND) Don Hardman Automotive Ltd	Ray GR10	10	20:08.102	1:01.464	1.228	88.47	1:59.504	9
11	89	G	James HAMMOND (GBR) Race Car Consultants	Mygale SJ11	10	20:11.858	1:05.220	3.756	88.19	1:59.582	3
12	5	DR	Alex DRABBLE (GBR) Fluid Motorsport	Van Diemen LA11	10	20:25.387	1:18.749	13.529	87.22	2:00.494	9

FASTEST LAP

4	E	Eric LICHTENSTEIN (ARG) Jamun Racing	M12-SJ	4	1:53.544	94.13 mph	151.49 kph
11	ER	Julio MORENO (ECU) JTR	M12-SJ	5	1:53.937	93.80 mph	150.96 kph
6	D	Matt RAO (GBR) Fluid Motorsport	Van Diemen LA09	9	1:57.890	90.66 mph	145.90 kph
17	DR	George BLUNDELL (GBR) Enigma Motorsport	Mygale SJ08	5	1:58.843	89.93 mph	144.73 kph
89	G	James HAMMOND (GBR) Race Car Consultants	Mygale SJ11	3	1:59.582	89.37 mph	143.84 kph

Snetterton 300
Circuit Length = 2.9689 miles
Start: 11:11 End: 11:31

These results are provisional until the conclusion of any judicial and technical matters.

Clerk of Course :	Timekeeper :
-------------------	--------------

Dunlop MSA Formula Ford Championship of GB
RACE 7 - ROUND 17 - LAP CHART

Lap 1			Lap 2			Lap 3			Lap 4			Lap 5		
No	Behind	Laptime	No	Behind	Laptime	No	Behind	Laptime	No	Behind	Laptime	No	Behind	Laptime
10		1:59.771	4		1:54.560	4		1:53.563	4		1:53.544	4		1:53.583
4	0.033	1:59.804	10	0.507	1:55.100	10	0.511	1:53.567	10	0.779	1:53.812	10	1.167	1:53.971
9	1.067	2:00.838	9	1.247	1:54.773	9	2.165	1:54.481	9	3.096	1:54.475	9	4.067	1:54.554
2	2.157	2:01.928	2	3.223	1:55.659	11	5.536	1:55.830	11	6.085	1:54.093	11	6.439	1:53.937
11	3.378	2:03.149	11	3.269	1:54.484	2	5.909	1:56.249	2	7.028	1:54.663	2	9.092	1:55.647
7	3.852	2:03.623	7	5.045	1:55.786	7	6.844	1:55.362	7	10.543	1:57.243	7	12.308	1:55.348
6	7.637	2:07.408	6	12.915	1:59.871	12	19.244	1:59.860	12	24.497	1:58.797	12	29.519	1:58.605
12	7.711	2:07.482	12	12.947	1:59.829	6	20.593	2:01.241	6	25.659	1:58.610	6	30.558	1:58.482
48	8.666	2:08.437	48	13.666	1:59.593	48	20.891	2:00.788	17	26.742	1:59.231	17	32.002	1:58.843
17	8.928	2:08.699	17	14.228	1:59.893	17	21.055	2:00.390	48	27.244	1:59.897	48	33.241	1:59.580
89	9.414	2:09.185	89	16.100	2:01.279	89	22.119	1:59.582	89	29.530	2:00.955	89	35.711	1:59.764
5	10.612	2:10.383	5	16.573	2:00.554	5	26.609	2:03.599	5	35.821	2:02.756	5	43.619	2:01.381

Snetterton 300
Circuit Length = 2.9689 miles
Start: 11:11 End: 11:31

Dunlop MSA Formula Ford Championship of GB
RACE 7 - ROUND 17 - LAP CHART

Lap 6			Lap 7			Lap 8			Lap 9			Lap 10		
No	Behind	Laptime	No	Behind	Laptime	No	Behind	Laptime	No	Behind	Laptime	No	Behind	Laptime
4		1:53.901	4		1:53.883	4		1:53.971	4		1:54.599	4		1:55.230
10	1.453	1:54.187	10	2.724	1:55.154	10	3.077	1:54.324	10	2.827	1:54.349	10	2.457	1:54.860
9	5.233	1:55.067	9	6.588	1:55.238	9	7.716	1:55.099	9	8.460	1:55.343	9	8.650	1:55.420
11	6.977	1:54.439	11	7.894	1:54.800	11	8.755	1:54.832	11	9.248	1:55.092	11	9.275	1:55.257
2	10.390	1:55.199	2	13.693	1:57.186	2	15.477	1:55.755	2	17.641	1:56.763	2	18.482	1:56.071
7	14.288	1:55.881	7	15.664	1:55.259	7	18.370	1:56.677	7	20.022	1:56.251	7	20.621	1:55.829
12	34.823	1:59.205	12	40.263	1:59.323	12	45.317	1:59.025	12	49.768	1:59.050	12	53.802	1:59.264
6	35.121	1:58.464	17	42.473	1:58.968	17	47.724	1:59.222	17	52.450	1:59.325	6	57.662	1:59.839
17	37.388	1:59.287	6	43.965	2:02.727	6	49.762	1:59.768	6	53.053	1:57.890	17	1:00.236	2:03.016
48	39.323	1:59.983	48	46.131	2:00.691	48	52.201	2:00.041	48	57.106	1:59.504	48	1:01.464	1:59.588
89	41.750	1:59.940	89	47.766	1:59.899	89	54.280	2:00.485	89	1:00.147	2:00.466	89	1:05.220	2:00.303
5	51.636	2:01.918	5	58.657	2:00.904	5	1:06.192	2:01.506	5	1:12.087	2:00.494	5	1:18.749	2:01.892

Snetterton 300
Circuit Length = 2.9689 miles
Start: 11:11 End: 11:31

Dunlop MSA Formula Ford Championship of GB
RACE 7 - ROUND 17 - SECTOR ANALYSIS

2	Jake COOK				E Jamun Racing										
1-	123.1	41.073	140.4	38.032	129.8	2:01.928	6-	35.841	123.6	40.986	138.9	38.372	128.6	1:55.199	
2-	35.776	123.8	41.209	139.5	38.674	128.1	1:55.659	7-	35.961	123.6	41.988	138.7	39.237	127.3	1:57.186
3-	36.312	121.6	41.624	137.8	38.313	130.1	1:56.249	8-	36.128	123.6	41.308	138.9	38.319	127.6	1:55.755
4-	35.751	123.8	40.869	140.4	38.043	128.8	1:54.663	9-	36.419	119.4	41.774	138.7	38.570	127.8	1:56.763
5-	35.824	123.8	41.287	139.2	38.536	129.1	1:55.647	10-	36.518	123.1	41.135	138.9	38.418	127.8	1:56.071
4	Eric LICHTENSTEIN				E Jamun Racing										
1-	121.4	40.846	144.9	38.020	131.8	1:59.804	6-	35.558	126.4	40.549	141.0	37.794	131.6	1:53.901	
2-	36.291	128.3	40.485	141.9	37.784	131.8	1:54.560	7-	35.790	126.9	40.387	141.3	37.706	131.1	1:53.883
3-	35.601	127.1	40.345	141.6	37.617	131.8	1:53.563	8-	35.532	127.3	40.507	141.6	37.932	130.8	1:53.971
4-	35.549	126.9	40.449	141.6	37.546	131.3	1:53.544	9-	35.956	126.6	40.617	141.9	38.026	130.8	1:54.599
5-	35.573	127.1	40.460	141.6	37.610	131.8	1:53.583	10-	35.887	126.6	40.720	141.9	38.623	130.8	1:55.230
5	Alex DRABBLE				DR Fluid Motorsport										
1-	113.0	43.157	138.4	40.984	125.7	2:10.383	6-	37.675	115.9	43.456	135.0	40.787	124.3	2:01.918	
2-	37.818	118.1	42.520	140.7	40.216	125.9	2:00.554	7-	37.659	117.9	42.981	136.4	40.264	123.4	2:00.904
3-	37.914	119.6	42.571	138.7	43.114	124.3	2:03.599	8-	38.010	117.5	43.201	137.0	40.295	122.9	2:01.506
4-	38.234	116.3	43.659	136.4	40.863	124.5	2:02.756	9-	37.464	118.6	42.689	137.8	40.341	123.6	2:00.494
5-	37.562	116.7	43.092	136.4	40.727	124.0	2:01.381	10-	37.763	118.8	43.301	137.0	40.828	123.8	2:01.892
6	Matt RAO				D Fluid Motorsport										
1-	119.0	42.664	138.4	40.298	125.0	2:07.408	6-	37.130	121.6	41.945	139.8	39.389	129.7	1:58.464	
2-	37.248	117.9	42.628	137.2	39.995	124.0	1:59.871	7-	37.629	118.8	42.313	138.1	42.785	114.7	2:02.727
3-	37.329	119.0	42.194	137.5	41.718	125.0	2:01.241	8-	37.447	120.3	42.541	137.8	39.780	125.0	1:59.768
4-	36.992	121.4	42.202	140.4	39.416	126.9	1:58.610	9-	36.892	120.9	41.879	140.1	39.119	128.3	1:57.890
5-	36.816	121.6	41.957	141.3	39.709	124.0	1:58.482	10-	37.116	120.9	42.073	141.3	40.650	120.7	1:59.839
7	Ryan CULLEN				ER Cullen Motorsport in assn with Jamun										
1-	123.4	41.960	139.5	38.928	131.3	2:03.623	6-	36.165	124.3	41.242	139.2	38.474	129.3	1:55.881	
2-	36.363	124.0	41.068	140.7	38.355	130.3	1:55.786	7-	36.205	124.7	40.960	139.8	38.094	129.8	1:55.259
3-	36.196	124.0	41.037	141.3	38.129	130.8	1:55.362	8-	36.368	125.0	41.437	140.7	38.872	128.8	1:56.677
4-	35.938	125.7	42.419	140.1	38.886	129.6	1:57.243	9-	36.274	124.5	41.434	140.7	38.543	129.3	1:56.251
5-	35.978	124.5	41.027	140.1	38.403	130.3	1:55.348	10-	36.228	124.7	41.219	140.4	38.382	129.3	1:55.829
9	Cavan CORCORAN				E JTR										
1-	123.8	41.187	141.6	37.903	130.3	2:00.838	6-	36.070	124.3	40.924	141.0	38.073	129.1	1:55.067	
2-	36.077	125.4	40.734	142.5	37.962	131.3	1:54.773	7-	36.106	124.5	40.977	140.7	38.155	129.1	1:55.238
3-	35.830	125.9	40.753	142.5	37.898	130.3	1:54.481	8-	35.985	124.5	41.084	141.3	38.030	128.1	1:55.099
4-	35.947	125.0	40.619	141.3	37.909	129.8	1:54.475	9-	36.134	124.5	41.000	141.0	38.209	128.3	1:55.343
5-	35.745	125.0	40.836	141.3	37.973	130.1	1:54.554	10-	36.215	124.3	41.079	141.0	38.126	128.8	1:55.420
10	Antti BURI				E JTR										
1-	125.2	40.821	141.0	38.261	130.8	1:59.771	6-	35.675	127.1	40.693	141.9	37.819	131.6	1:54.187	
2-	36.209	125.7	40.711	141.0	38.180	134.2	1:55.100	7-	35.709	127.6	40.888	141.9	38.557	130.8	1:55.154
3-	35.445	126.9	40.623	143.4	37.499	133.4	1:53.567	8-	35.777	126.6	40.625	143.1	37.922	130.8	1:54.324
4-	35.641	127.8	40.400	144.6	37.771	133.2	1:53.812	9-	35.709	126.9	40.625	142.8	38.015	131.3	1:54.349
5-	35.544	126.6	40.384	143.7	38.043	131.6	1:53.971	10-	35.916	125.7	40.868	142.8	38.076	130.8	1:54.860
11	Julio MORENO				ER JTR										
1-	121.8	41.711	142.8	38.431	130.3	2:03.149	6-	35.955	125.0	40.648	141.6	37.836	129.6	1:54.439	
2-	35.705	125.0	40.410	144.9	38.369	130.6	1:54.484	7-	35.864	125.2	40.819	141.9	38.117	130.1	1:54.800
3-	36.304	125.2	41.545	140.7	37.981	129.6	1:55.830	8-	35.755	125.4	40.992	143.1	38.085	130.6	1:54.832
4-	35.663	125.0	40.507	141.6	37.923	129.1	1:54.093	9-	35.953	125.2	40.896	143.4	38.243	130.6	1:55.092
5-	35.765	124.7	40.585	141.0	37.587	130.1	1:53.937	10-	35.843	125.9	41.076	143.4	38.338	130.8	1:55.257
12	Fabian WELTER				D RVR Rendez-Vous Racing										
1-	120.1	42.532	141.3	40.240	128.3	2:07.482	6-	37.295	119.4	42.203	135.0	39.707	124.0	1:59.205	
2-	38.239	119.2	42.258	138.9	39.332	124.7	1:59.829	7-	37.810	118.4	42.321	135.8	39.192	123.6	1:59.323
3-	37.454	120.9	42.070	140.4	40.336	124.7	1:59.860	8-	37.363	119.4	42.184	136.4	39.478	123.4	1:59.025
4-	37.722	119.2	42.306	135.6	39.369	124.3	1:58.797	9-	37.147	119.0	42.506	135.6	39.397	123.4	1:59.050

Snetterton 300
Circuit Length = 2.9689 miles
Start: 11:11 End: 11:31

Dunlop MSA Formula Ford Championship of GB
RACE 7 - ROUND 17 - SECTOR ANALYSIS

5 -	37.268	119.0	42.200	135.8	<i>39.137</i>	124.5	1:58.605	10 -	37.207	118.4	42.331	135.6	39.726	123.1	1:59.264
17	George BLUNDELL		DR Enigma Motorsport												
1 -	107.7	42.821	142.2	40.196	129.6	2:08.699	6 -	37.041	119.0	42.672	139.5	39.574	126.9	1:59.287	
2 -	37.703	108.6	42.337	142.2	39.853	128.6	1:59.893	7 -	36.925	117.1	42.225	139.8	39.818	125.9	1:58.968
3 -	37.136	113.7	42.438	141.9	40.816	129.8	2:00.390	8 -	37.221	119.8	42.465	139.8	39.536	125.9	1:59.222
4 -	37.176	116.5	42.242	141.6	39.813	127.6	1:59.231	9 -	37.315	120.3	42.223	140.4	39.787	125.7	1:59.325
5 -	37.007	118.4	42.376	139.8	39.460	127.8	1:58.843	10 -	37.420	120.9	42.262	139.2	43.334	126.4	2:03.016
48	Abdul AHMED		DR Don Hardman Automotive Ltd												
1 -	119.4	42.789	138.9	40.377	126.1	2:08.437	6 -	37.145	119.8	42.653	138.4	40.185	123.6	1:59.983	
2 -	37.666	119.8	42.440	139.8	39.487	126.1	1:59.593	7 -	37.548	120.1	42.725	137.2	40.418	123.6	2:00.691
3 -	37.450	120.3	42.133	138.9	41.205	126.9	2:00.788	8 -	37.049	119.4	42.980	136.4	40.012	123.1	2:00.041
4 -	37.182	120.9	42.427	136.4	40.288	127.3	1:59.897	9 -	37.162	119.8	42.417	138.1	39.925	123.8	1:59.504
5 -	37.327	117.7	42.642	138.7	39.611	125.4	1:59.580	10 -	37.120	119.6	42.305	138.1	40.163	125.0	1:59.588
89	James HAMMOND		G Race Car Consultants												
1 -	115.7	42.789	142.2	39.772	126.9	2:09.185	6 -	37.645	118.6	42.587	137.2	39.708	124.5	1:59.940	
2 -	37.669	117.9	43.591	138.7	40.019	124.0	2:01.279	7 -	37.401	119.6	42.532	138.1	39.966	124.0	1:59.899
3 -	37.548	118.6	42.515	137.5	39.519	125.7	1:59.582	8 -	37.583	119.0	43.181	138.1	39.721	124.3	2:00.485
4 -	37.293	119.0	43.103	138.4	40.559	124.0	2:00.955	9 -	37.457	119.6	42.624	137.8	40.385	121.8	2:00.466
5 -	37.696	117.5	42.593	137.2	39.475	124.5	1:59.764	10 -	37.671	118.6	42.637	137.8	39.995	120.1	2:00.303

Snetterton 300
Circuit Length = 2.9689 miles
Start: 11:11 End: 11:31

Dunlop MSA Formula Ford Championship of GB

RACE 7 - ROUND 17 - BEST SECTOR TIMES

SECTOR 1			SECTOR 2			SECTOR 3			IDEAL / BEST COMPARISON						
POS	NO	NAME	TIME	NO	NAME	TIME	NO	NAME	TIME	POS	NO	NAME	IDEAL	BEST	DIFF
1	10	BURI	35.445	4	LICHTENSTEIN	40.345	10	BURI	37.499	1	10	BURI	1:53.328	1:53.567	0.239
2	4	LICHTENSTEIN	35.513	10	BURI	40.384	4	LICHTENSTEIN	37.546	2	4	LICHTENSTEIN	1:53.404	1:53.544	0.140
3	11	MORENO	35.663	11	MORENO	40.410	11	MORENO	37.587	3	11	MORENO	1:53.660	1:53.937	0.277
4	9	CORCORAN	35.745	9	CORCORAN	40.619	9	CORCORAN	37.898	4	9	CORCORAN	1:54.262	1:54.475	0.213
5	2	COOK	35.751	2	COOK	40.869	2	COOK	38.032	5	2	COOK	1:54.652	1:54.663	0.011
6	7	CULLEN	35.918	7	CULLEN	40.960	7	CULLEN	38.094	6	7	CULLEN	1:54.972	1:55.259	0.287
7	6	RAO	36.816	6	RAO	41.879	6	RAO	39.119	7	6	RAO	1:57.814	1:57.890	0.076
8	17	BLUNDELL	36.925	12	WELTER	42.070	12	WELTER	39.137	8	12	WELTER	1:58.329	1:58.605	0.276
9	48	AHMED	37.049	48	AHMED	42.133	17	BLUNDELL	39.460	9	17	BLUNDELL	1:58.608	1:58.843	0.235
10	12	WELTER	37.122	17	BLUNDELL	42.223	89	HAMMOND	39.475	10	48	AHMED	1:58.669	1:59.504	0.835
11	89	HAMMOND	37.293	89	HAMMOND	42.515	48	AHMED	39.487	11	89	HAMMOND	1:59.283	1:59.582	0.299
12	5	DRABBLE	37.464	5	DRABBLE	42.520	5	DRABBLE	40.216	12	5	DRABBLE	2:00.200	2:00.494	0.294
													Perfect Lap		1:53.289

Snetterton 300
 Circuit Length = 2.9689 miles
 Start: 11:11 End: 11:31

Dunlop MSA Formula Ford Championship of GB
RACE 7 - ROUND 17 - SPEED TRAPS

SECTOR 1				SECTOR 2			FINISH LINE		
POS	NO	NAME	MPH	NO	NAME	MPH	NO	NAME	MPH
1	4	Eric LICHTENSTEIN	128.3	4	Eric LICHTENSTEIN	144.9	10	Antti BURI	134.2
2	10	Antti BURI	127.8	11	Julio MORENO	144.9	4	Eric LICHTENSTEIN	131.8
3	9	Cavan CORCORAN	125.9	10	Antti BURI	144.6	7	Ryan CULLEN	131.3
4	11	Julio MORENO	125.9	9	Cavan CORCORAN	142.5	9	Cavan CORCORAN	131.3
5	7	Ryan CULLEN	125.7	17	George BLUNDELL	142.2	11	Julio MORENO	130.8
6	2	Jake COOK	123.8	89	James HAMMOND	142.2	2	Jake COOK	130.1
7	6	Matt RAO	121.6	6	Matt RAO	141.3	17	George BLUNDELL	129.8
8	12	Fabian WELTER	120.9	7	Ryan CULLEN	141.3	6	Matt RAO	129.1
9	17	George BLUNDELL	120.9	12	Fabian WELTER	141.3	12	Fabian WELTER	128.3
10	48	Abdul AHMED	120.9	5	Alex DRABBLE	140.7	48	Abdul AHMED	127.3
11	5	Alex DRABBLE	119.6	2	Jake COOK	140.4	89	James HAMMOND	126.9
12	89	James HAMMOND	119.6	48	Abdul AHMED	139.8	5	Alex DRABBLE	125.9

Snetterton 300
 Circuit Length = 2.9689 miles
 Start: 11:11 End: 11:31

Dunlop MSA Formula Ford Championship of GB

RACE 7 - ROUND 17 - POSITION CHART

No	Name	Laps Pos	1	2	3	4	5	6	7	8	9	10
			10	Antti BURI	1	10	4	4	4	4	4	4
4	Eric LICHTENSTEIN	2	4	10	10	10	10	10	10	10	10	10
9	Cavan CORCORAN	3	9	9	9	9	9	9	9	9	9	9
2	Jake COOK	4	2	2	11	11	11	11	11	11	11	11
11	Julio MORENO	5	11	11	2	2	2	2	2	2	2	2
7	Ryan CULLEN	6	7	7	7	7	7	7	7	7	7	7
6	Matt RAO	7	6	6	12	12	12	12	12	12	12	12
12	Fabian WELTER	8	12	12	6	6	6	6	17	17	17	6
48	Abdul AHMED	9	48	48	48	17	17	17	6	6	6	17
17	George BLUNDELL	10	17	17	17	48	48	48	48	48	48	48
89	James HAMMOND	11	89	89	89	89	89	89	89	89	89	89
5	Alex DRABBLE	12	5	5	5	5	5	5	5	5	5	5

Snetterton 300
 Circuit Length = 2.9689 miles
 Start: 11:11 End: 11:31



Dunlop MSA Formula Ford Championship of GB RACE 11 - ROUND 18 - CLASSIFICATION

POS	NO	CL	DRIVER / TEAM	CAR	LAPS	TIME	GAP	DIFF	MPH	BEST	ON
1	4	E	Eric LICHTENSTEIN (ARG) Jamun Racing	M12-SJ	4	9:10.620			77.64	2:13.855	2
2	10	E	Antti BURI (FIN) JTR	M12-SJ	4	9:13.604	2.984	2.984	77.22	2:13.977	2
3	2	E	Jake COOK (GBR) Jamun Racing	M12-SJ	4	9:23.366	12.746	9.762	75.88	2:16.369	2
4	5	DR	Alex DRABBLE (GBR) Fluid Motorsport	Van Diemen LA11	4	9:47.591	36.971	24.225	72.75	2:20.993	2
5	48	DR	Abdul AHMED (IND) Don Hardman Automotive Ltd	Ray GR10	4	9:50.890	40.270	3.299	72.35	2:22.101	3
6	6	D	Matt RAO (GBR) Fluid Motorsport	Van Diemen LA09	4	9:51.743	41.123	0.853	72.24	2:18.160	3
7	12	D	Fabian WELTER (MEX) RVR Rendez-Vous Racing	Mygale SJ08	4	10:52.921	1:42.301	1:01.178	65.47	2:16.359	2

NOT CLASSIFIED

RET	11	ER	Julio MORENO (ECU) JTR	M12-SJ	4	9:16.905	6.285		76.76	2:14.734	2
RET	9	E	Cavan CORCORAN (GBR) JTR	M12-SJ	4	9:20.331	9.711	3.426	76.29	2:17.691	2
RET	89	G	James HAMMOND (GBR) Race Car Consultants	Mygale SJ11	4	9:25.443	14.823	5.112	75.60	2:16.448	2
RET	17	DR	George BLUNDELL (GBR) Enigma Motorsport	Mygale SJ08	4	9:46.480	35.860	21.037	72.89	2:19.986	2
DNF	7	ER	Ryan CULLEN (GBR) Cullen Motorsport in assn with Jamun	M12-SJ	3	6:59.837	1 lap	1 lap	76.37	2:16.418	2

FASTEST LAP

4	E	Eric LICHTENSTEIN (ARG) Jamun Racing	M12-SJ	2	2:13.855	79.84 mph	128.50 kph
11	ER	Julio MORENO (ECU) JTR	M12-SJ	2	2:14.734	79.32 mph	127.66 kph
12	D	Fabian WELTER (MEX) RVR Rendez-Vous Racing	Mygale SJ08	2	2:16.359	78.38 mph	126.14 kph
89	G	James HAMMOND (GBR) Race Car Consultants	Mygale SJ11	2	2:16.448	78.33 mph	126.06 kph
17	DR	George BLUNDELL (GBR) Enigma Motorsport	Mygale SJ08	2	2:19.986	76.35 mph	122.87 kph

Cars 9,11,17 and 89 not running at time of the red flag

Snetterton 300
Circuit Length = 2.9689 miles
Start: 14:51 End: 15:09

These results are provisional until the conclusion of any judicial and technical matters.

Clerk of Course :		Timekeeper :
-------------------	--	--------------

Dunlop MSA Formula Ford Championship of GB
RACE 11 - ROUND 18 - LAP CHART

Lap 1			Lap 2			Lap 3			Lap 4		
No	Behind	Laptime	No	Behind	Laptime	No	Behind	Laptime	No	Behind	Laptime
10		2:19.591	10		2:13.977	10		2:15.460	4		2:21.219
4	0.659	2:20.250	4	0.537	2:13.855	4	0.373	2:15.296	10	2.984	2:24.576
11	2.714	2:22.305	11	3.471	2:14.734	11	5.231	2:17.220	11	6.285	2:22.646
9	4.032	2:23.623	9	7.746	2:17.691	9	10.218	2:17.932	9	9.711	2:21.085
7	5.557	2:25.148	7	7.998	2:16.418	7	10.809	2:18.271	2	12.746	2:22.671
12	6.411	2:26.002	12	8.793	2:16.359	12	11.198	2:17.865	89	14.823	2:19.518
2	6.975	2:26.566	2	9.367	2:16.369	2	11.667	2:17.760	17	35.860	2:32.693
6	10.546	2:30.137	6	14.820	2:18.251	89	16.897	2:17.263	5	36.971	2:30.234
17	12.178	2:31.769	89	15.094	2:16.448	6	17.520	2:18.160	48	40.270	2:30.308
89	12.623	2:32.214	17	18.187	2:19.986	17	24.759	2:22.032	6	41.123	2:45.195
5	15.337	2:34.928	5	22.353	2:20.993	5	28.329	2:21.436	12	1:42.301	3:52.695 P
48	16.290	2:35.881	48	24.913	2:22.600	48	31.554	2:22.101			

Snetterton 300
Circuit Length = 2.9689 miles
Start: 14:51 End: 15:09

Dunlop MSA Formula Ford Championship of GB
RACE 11 - ROUND 18 - SECTOR ANALYSIS

2	Jake COOK	E Jamun Racing													
1-	93.9	48.329	117.7	<i>44.717</i>	<i>123.4</i>	2:26.566	3-	44.470	<i>99.9</i>	<i>47.730</i>	<i>130.6</i>	45.560	121.4	2:17.760	
2-	<i>43.296</i>	99.4	48.020	129.8	45.053	<i>123.4</i>	2:16.369	4-	44.793	99.6	51.456	107.9	46.422	117.7	2:22.671
4	Eric LICHTENSTEIN	E Jamun Racing													
1-	102.6	47.140	<i>137.0</i>	<i>44.677</i>	<i>127.8</i>	2:20.250	3-	42.602	111.5	47.335	132.4	45.359	125.0	2:15.296	
2-	<i>41.895</i>	107.4	<i>46.850</i>	133.7	45.110	125.9	2:13.855	4-	42.972	<i>111.7</i>	47.542	122.5	50.705	91.7	2:21.219
5	Alex DRABBLE	DR Fluid Motorsport													
1-	78.6	51.640	98.1	47.507	<i>120.9</i>	2:34.928	3-	44.646	<i>96.3</i>	<i>49.288</i>	114.1	47.502	120.7	2:21.436	
2-	<i>44.408</i>	95.5	49.455	<i>117.3</i>	<i>47.130</i>	119.6	2:20.993	4-	45.415	88.9	54.780	87.3	50.039	101.7	2:30.234
6	Matt RAO	D Fluid Motorsport													
1-						2:30.137	3-							2:18.160	
2-						2:18.251	4-							2:45.195	
7	Ryan CULLEN	ER Cullen Motorsport in assn with Jamun													
1-	104.4	48.214	<i>129.8</i>	<i>45.027</i>	<i>124.7</i>	2:25.148	3-	43.810	<i>105.5</i>	48.320	126.6	46.141	124.3	2:18.271	
2-	<i>43.348</i>	102.8	<i>47.653</i>	121.4	45.417	124.5	2:16.418								
9	Cavan CORCORAN	E JTR													
1-	97.3	48.059	<i>129.6</i>	<i>44.955</i>	<i>124.7</i>	2:23.623	3-	<i>43.210</i>	96.6	48.338	117.7	46.384	120.7	2:17.932	
2-	43.580	96.0	<i>47.863</i>	121.8	46.248	123.1	2:17.691	4-	43.393	<i>98.7</i>	49.115	102.3	48.577	105.2	2:21.085
10	Antti BURI	E JTR													
1-	<i>113.7</i>	47.562	134.5	<i>44.609</i>	<i>125.7</i>	2:19.591	3-	42.298	108.2	47.866	133.7	45.296	124.5	2:15.460	
2-	<i>41.774</i>	112.6	<i>47.311</i>	<i>137.5</i>	44.892	125.2	2:13.977	4-	42.965	109.8	51.721	106.2	49.890	106.7	2:24.576
11	Julio MORENO	ER JTR													
1-	106.5	47.950	125.4	<i>44.628</i>	<i>125.0</i>	2:22.305	3-	43.278	102.3	48.274	124.3	45.668	121.8	2:17.220	
2-	<i>42.549</i>	<i>107.2</i>	<i>47.257</i>	<i>127.1</i>	44.928	124.0	2:14.734	4-	43.717	100.2	48.874	117.7	50.055	105.5	2:22.646
12	Fabian WELTER	D RVR Rendez-Vous Racing													
1-	99.0	48.333	116.7	<i>45.280</i>	<i>120.7</i>	2:26.002	3-	<i>43.336</i>	100.8	48.255	123.8	46.274	118.8	2:17.865	
2-	43.427	100.0	<i>47.470</i>	124.0	45.462	<i>120.7</i>	2:16.359	4-	1:29.730	95.9	48.157	110.2	ln	3:52.695 P	
17	George BLUNDELL	DR Enigma Motorsport													
1-	78.9	51.207	94.9	46.704	<i>124.0</i>	2:31.769	3-	45.317	85.8	49.848	<i>107.5</i>	46.867	118.1	2:22.032	
2-	<i>44.465</i>	<i>89.8</i>	<i>49.570</i>	106.5	<i>45.951</i>	122.0	2:19.986	4-	47.356	78.3	55.477	87.3	49.860	96.7	2:32.693
48	Abdul AHMED	DR Don Hardman Automotive Ltd													
1-	84.9	51.191	104.0	47.755	117.3	2:35.881	3-	<i>44.403</i>	<i>95.6</i>	50.301	<i>114.7</i>	47.397	116.3	2:22.101	
2-	45.555	94.3	<i>49.729</i>	114.1	<i>47.316</i>	<i>118.8</i>	2:22.600	4-	46.932	86.1	52.504	96.6	50.872	110.6	2:30.308
89	James HAMMOND	G Race Car Consultants													
1-	87.7	49.457	125.9	45.628	120.9	2:32.214	3-	<i>43.128</i>	98.4	48.680	<i>127.3</i>	45.455	117.7	2:17.263	
2-	44.203	<i>99.1</i>	<i>47.403</i>	127.1	<i>44.842</i>	<i>121.4</i>	2:16.448	4-	43.616	98.0	48.908	104.2	46.994	107.0	2:19.518

Snetterton 300
Circuit Length = 2.9689 miles
Start: 14:51 End: 15:09

Dunlop MSA Formula Ford Championship of GB

RACE 11 - ROUND 18 - BEST SECTOR TIMES

SECTOR 1			SECTOR 2			SECTOR 3			IDEAL / BEST COMPARISON						
POS	NO	NAME	TIME	NO	NAME	TIME	NO	NAME	TIME	POS	NO	NAME	IDEAL	BEST	DIFF
1	10	BURI	41.774	4	LICHTENSTEIN	46.850	10	BURI	44.609	1	4	LICHTENSTEIN	2:13.422	2:13.855	0.433
2	4	LICHTENSTEIN	41.895	11	MORENO	47.257	11	MORENO	44.628	2	10	BURI	2:13.694	2:13.977	0.283
3	11	MORENO	42.549	10	BURI	47.311	4	LICHTENSTEIN	44.677	3	11	MORENO	2:14.434	2:14.734	0.300
4	89	HAMMOND	43.128	89	HAMMOND	47.403	2	COOK	44.717	4	89	HAMMOND	2:15.373	2:16.448	1.075
5	9	CORCORAN	43.210	12	WELTER	47.470	89	HAMMOND	44.842	5	2	COOK	2:15.743	2:16.369	0.626
6	2	COOK	43.296	7	CULLEN	47.653	9	CORCORAN	44.955	6	7	CULLEN	2:16.028	2:16.418	0.390
7	12	WELTER	43.336	2	COOK	47.730	7	CULLEN	45.027	7	9	CORCORAN	2:16.028	2:17.691	1.663
8	7	CULLEN	43.348	9	CORCORAN	47.863	12	WELTER	45.280	8	12	WELTER	2:16.086	2:16.359	0.273
9	48	AHMED	44.403	5	DRABBLE	49.288	17	BLUNDELL	45.951	9	17	BLUNDELL	2:19.986	2:19.986	0.000
10	5	DRABBLE	44.408	17	BLUNDELL	49.570	5	DRABBLE	47.130	10	5	DRABBLE	2:20.826	2:20.993	0.167
11	17	BLUNDELL	44.465	48	AHMED	49.729	48	AHMED	47.316	11	48	AHMED	2:21.448	2:22.101	0.653
12	6	RAO		6	RAO		6	RAO		12	6	RAO		2:18.160	0.000
												Perfect Lap		2:13.233	

Snetterton 300
 Circuit Length = 2.9689 miles
 Start: 14:51 End: 15:09

Dunlop MSA Formula Ford Championship of GB
RACE 11 - ROUND 18 - SPEED TRAPS

SECTOR 1				SECTOR 2			FINISH LINE		
POS	NO	NAME	MPH	NO	NAME	MPH	NO	NAME	MPH
1	10	Antti BURI	113.7	10	Antti BURI	137.5	4	Eric LICHTENSTEIN	127.8
2	4	Eric LICHTENSTEIN	111.7	4	Eric LICHTENSTEIN	137.0	10	Antti BURI	125.7
3	11	Julio MORENO	107.2	2	Jake COOK	130.6	11	Julio MORENO	125.0
4	7	Ryan CULLEN	105.5	7	Ryan CULLEN	129.8	7	Ryan CULLEN	124.7
5	12	Fabian WELTER	102.3	9	Cavan CORCORAN	129.6	9	Cavan CORCORAN	124.7
6	2	Jake COOK	99.9	89	James HAMMOND	127.3	17	George BLUNDELL	124.0
7	89	James HAMMOND	99.1	11	Julio MORENO	127.1	2	Jake COOK	123.4
8	9	Cavan CORCORAN	98.7	12	Fabian WELTER	126.6	89	James HAMMOND	121.4
9	5	Alex DRABBLE	96.3	5	Alex DRABBLE	117.3	5	Alex DRABBLE	120.9
10	48	Abdul AHMED	95.6	48	Abdul AHMED	114.7	12	Fabian WELTER	120.7
11	17	George BLUNDELL	89.8	17	George BLUNDELL	107.5	48	Abdul AHMED	118.8
12									

Snetterton 300
 Circuit Length = 2.9689 miles
 Start: 14:51 End: 15:09

Dunlop MSA Formula Ford Championship of GB

RACE 11 - ROUND 18 - POSITION CHART

No	Name	Laps Pos	1	2	3	4
			10	Antti BURI	1	10
4	Eric LICHTENSTEIN	2	4	4	4	10
11	Julio MORENO	3	11	11	11	11
9	Cavan CORCORAN	4	9	9	9	9
7	Ryan CULLEN	5	7	7	7	2
12	Fabian WELTER	6	12	12	12	89
2	Jake COOK	7	2	2	2	17
6	Matt RAO	8	6	6	89	5
17	George BLUNDELL	9	17	89	6	48
89	James HAMMOND	10	89	17	17	6
5	Alex DRABBLE	11	5	5	5	12
48	Abdul AHMED	12	48	48	48	

Snetterton 300
 Circuit Length = 2.9689 miles
 Start: 14:51 End: 15:09