



2014 DUNLOP MSA FORMULA FORD CHAMPIONSHIP OF GREAT BRITAIN

**Rounds 7, 8 & 9
Thruxton**

3rd / 4th May 2014



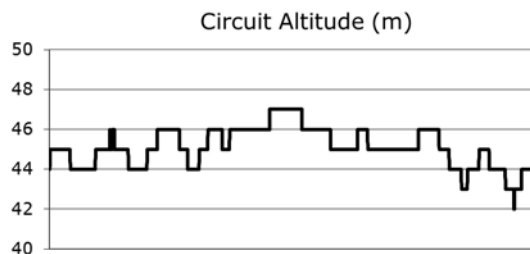
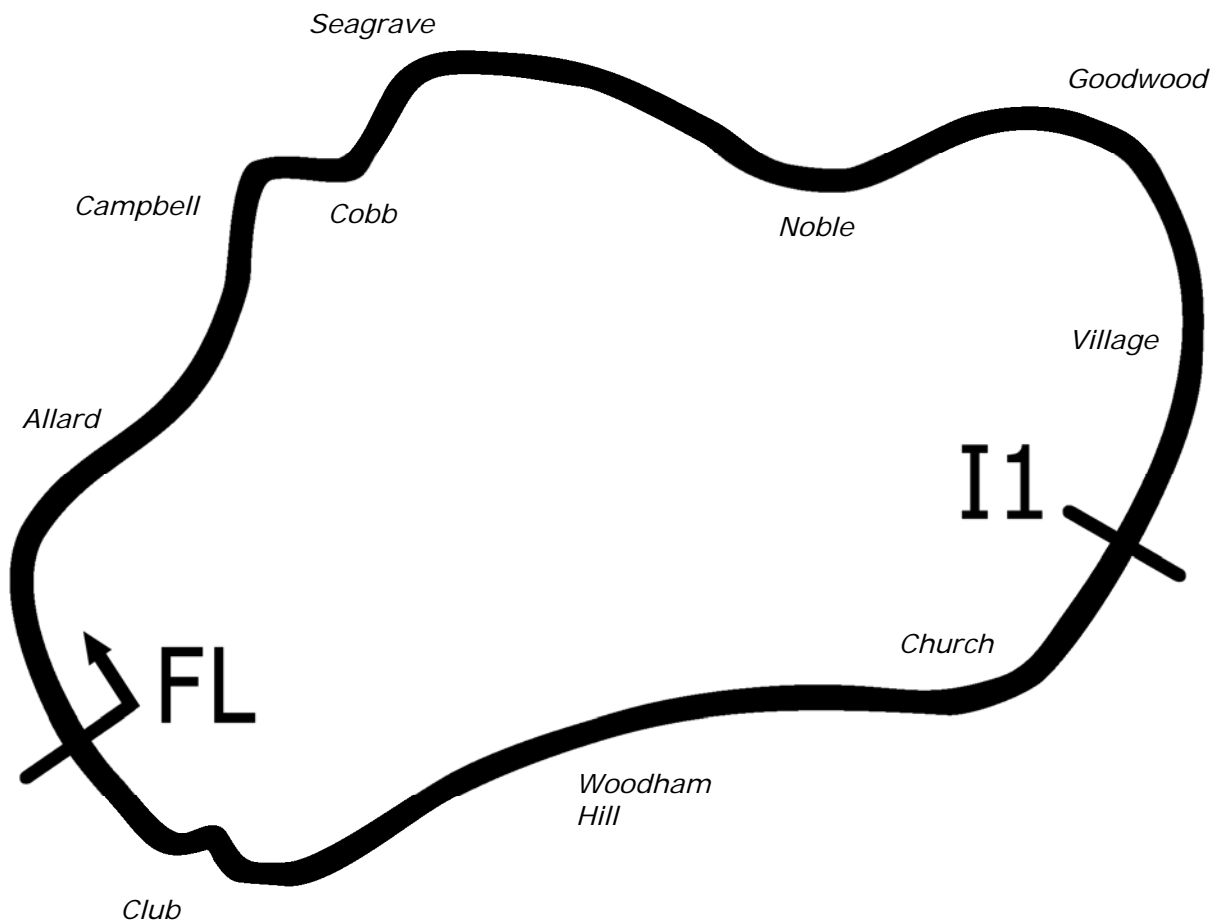
Results Provided by Timing Solutions Ltd
www.tsl-timing.com

Thruxton



SPORTS TIMING

TIMING SOLUTIONS LTD



Length	2.3560 miles	3791.6 m	
FL		51.20766N	1.60897 W
I1	2247m	51.20983 N	1.59065 W
Pit Entry	3697m	51.20680 N	1.60788 W
Pit Exit	100m after FL	51.20844 N	1.60924 W
Pit Entry-Pit Exit 219m, 13.1s @60kph, 9.8s @80kph			

All results available at www.tsl-timing.com



2014 Dunlop MSA Formula Ford Championship of Great Britain

QUALIFYING - ROUND 7 - CLASSIFICATION

POS	NO	CL	PIC NAME	NAT	ENTRY	TIME	ON	LAPS	GAP	DIFF	MPH
1	1		1 Sam BRABHAM	GBR	Mygale M12 SJ - Mountune - JTR	1:11.552	8	12			118.53
2	2		2 Jayde KRUGER	RSA	Mygale M12 SJ - Mountune - JTR	1:11.594	6	11	0.042	0.042	118.46
3	18		3 Max MARSHALL	GBR	Mygale M12 SJ - Mountune - JTR	1:11.640	11	14	0.088	0.046	118.39
4	6		4 Harrison SCOTT	GBR	Mygale M13 SJ - Swindon - Falcon Motorsport	1:11.719	5	12	0.167	0.079	118.26
5	16	S	1 Ashley SUTTON	GBR	Mygale M12-SJ - Scholar - Jamun Racing	1:12.356	14	14	0.804	0.637	117.22
6	74		5 James ABBOTT	GBR	Mygale M13-SJ - Mountune - Radical Motorsport	1:12.420	4	12	0.868	0.064	117.11
7	11	S	2 Ricky COLLARD	GBR	Mygale M12-SJ - Swindon - Falcon Motorsport	1:12.580	9	10	1.028	0.160	116.85
8	23	S	3 Chris MEALIN	GBR	Mygale M12-SJ - Swindon - Falcon Motorsport	1:12.727	10	11	1.175	0.147	116.62
9	26		6 Juan ROSSO	ARG	Mygale M13-SJ - Mountune - Radical Motorsport	1:13.147	3	3	1.595	0.420	115.95
10	82	S	4 Connor MILLS	GBR	Mygale M12-SJ - Scholar - Meridian	1:13.499	3	3	1.947	0.352	115.39
11	24	S	5 Ovie IRORO	NIG	Mygale M12-SJ - Scholar - Richardson Racing	1:15.400	4	8	3.848	1.901	112.48
12	75	S	6 Bobby THOMPSON (G)	GBR	Mygale M12-SJ - Scholar - Meridian	1:15.671	4	4	4.119	0.271	112.08
13	88		7 Greg HOLLOWAY	AUS	Sinter LA12 - Scholar - SWB Motorsport	1:18.976	10	13	7.424	3.305	107.39

Weather / Track : Sunny / Dry

These results are provisional until the conclusion of any judicial and technical matters.

Thruxton

Circuit Length = 2.3560 miles

Start: 09:00 Flag 09:20 End: 09:21

Clerk Of Course :

Timekeeper :

Results can be found at www.tsl-timing.com

Printed - 09:23 Saturday, 03 May 2014





2014 Dunlop MSA Formula Ford Championship of Great Britain

QUALIFYING - ROUND 9 - CLASSIFICATION

POS	NO	CL	PIC NAME	NAT	ENTRY	TIME	ON	LAPS	GAP	DIFF	MPH
1	1		1 Sam BRABHAM	GBR	Mygale M12 SJ - Mountune - JTR	1:11.552	8	12			118.53
2	2		2 Jayde KRUGER	RSA	Mygale M12 SJ - Mountune - JTR	1:11.594	6	11	0.114	0.114	118.46
3	6		3 Harrison SCOTT	GBR	Mygale M13 SJ - Swindon - Falcon Motorsport	1:11.719	5	12	0.144	0.030	118.26
4	18		4 Max MARSHALL	GBR	Mygale M12 SJ - Mountune - JTR	1:11.640	11	14	0.325	0.181	118.39
5	74		5 James ABBOTT	GBR	Mygale M13-SJ - Mountune - Radical Motorsport	1:12.420	4	12	0.884	0.559	117.11
6	16	S	1 Ashley SUTTON	GBR	Mygale M12-SJ - Scholar - Jamun Racing	1:12.356	14	14	0.977	0.093	117.22
7	23	S	2 Chris MEALIN	GBR	Mygale M12-SJ - Swindon - Falcon Motorsport	1:12.727	10	11	1.076	0.099	116.62
8	11	S	3 Ricky COLLARD	GBR	Mygale M12-SJ - Swindon - Falcon Motorsport	1:12.580	9	10	1.511	0.435	116.85
9	82	S	4 Connor MILLS	GBR	Mygale M12-SJ - Scholar - Meridian	1:13.499	3	3	2.902	1.391	115.39
10	24	S	5 Ovie IRORO	NIG	Mygale M12-SJ - Scholar - Richardson Racing	1:15.400	4	8	3.900	0.998	112.48
11	75	S	6 Bobby THOMPSON (G)	GBR	Mygale M12-SJ - Scholar - Meridian	1:15.671	4	4	5.377	1.477	112.08
12	88		6 Greg HOLLOWAY	AUS	Sinter LA12 - Scholar - SWB Motorsport	1:18.976	10	13	7.950	2.573	107.39
13	26		7 Juan ROSSO	ARG	Mygale M13-SJ - Mountune - Radical Motorsport	1:13.147	3	3	12.715	4.765	115.95

Weather / Track : Sunny / Dry

These results are provisional until the conclusion of any judicial and technical matters.

Thruxton

Circuit Length = 2.3560 miles

Start: 09:00 Flag 09:20 End: 09:21

Clerk Of Course :

Timekeeper :

Results can be found at www.tsl-timing.com

Printed - 09:23 Saturday, 03 May 2014



RACINGLINE

2014 Dunlop MSA Formula Ford Championship of Great Britain

QUALIFYING - ROUND 7 - SECTOR ANALYSIS

SECTOR 1 = FL to I1, SECTOR 2 = I1 to FL, DIFF = Difference To Personal Best Lap

P1		1		Sam BRABHAM		Mygale M12 SJ - Mountune - JTR			
LAP	SECTOR 1		SECTOR 2		LAP TIME	MPH	DIFF	TIME OF DAY	
1 -	53.970	115.9	33.382	107.3	1:27.352	97.09	15.800	09:03:52.380	
2 -	49.977	132.1	31.265	109.8	1:21.242	104.39	9.690	09:05:13.622	
3 -	49.725	133.9	29.707	110.5	1:19.432	106.77	7.880	09:06:33.054	
4 -	44.013	138.0	28.394	111.1	1:12.407	117.13	0.855	09:07:45.461	
5 -	43.853	140.1	28.845	109.6	1:12.698	116.66	1.146	09:08:58.159	
6 -	54.992	118.1	29.403	110.3	1:24.395	100.49	12.843	09:10:22.554	
7 -	43.857	138.9	28.442	111.2	1:12.299	117.31	0.747	09:11:34.853	
8 -	43.395	140.9	28.157	111.4	1:11.552 (1)	118.53		09:12:46.405	
9 -	49.730	115.1	30.326	110.5	1:20.056	105.94	8.504	09:14:06.461	
10 -	43.462	140.3	28.422	111.2	1:11.884 (3)	117.99	0.332	09:15:18.345	
11 -	43.456	140.1	28.216	110.5	1:11.672 (2)	118.33	0.120	09:16:30.017	
12 -	58.747	102.2	IN PIT		1:37.181 P	87.27	25.629	09:18:07.198	

P2		2		Jayde KRUGER		Mygale M12 SJ - Mountune - JTR			
LAP	SECTOR 1		SECTOR 2		LAP TIME	MPH	DIFF	TIME OF DAY	
1 -	57.102	101.2	37.935	88.8	1:35.037	89.24	23.443	09:03:58.118	
2 -	49.386	134.4	32.135	107.3	1:21.521	104.04	9.927	09:05:19.639	
3 -	46.279	135.0	30.126	109.8	1:16.405	111.00	4.811	09:06:36.044	
4 -	44.027	138.3	28.997	110.0	1:13.024	116.14	1.430	09:07:49.068	
5 -	43.386	139.2	28.400	110.3	1:11.786 (2)	118.15	0.192	09:09:00.854	
6 -	43.216	137.7	28.378	110.0	1:11.594 (1)	118.46		09:10:12.448	
7 -	1:08.380	96.0	38.379	110.1	1:46.759	79.44	35.165	09:11:59.207	
8 -	43.907	96.9	40.835	109.6	1:24.742	100.08	13.148	09:13:23.949	
9 -	43.105	138.6	28.686	108.9	1:11.791 (3)	118.14	0.197	09:14:35.740	
10 -	43.260	138.9	28.543	110.1	1:11.803	118.12	0.209	09:15:47.543	
11 -	1:01.091	82.2	IN PIT		1:44.690 P	81.01	33.096	09:17:32.233	

P3		18		Max MARSHALL		Mygale M12 SJ - Mountune - JTR			
LAP	SECTOR 1		SECTOR 2		LAP TIME	MPH	DIFF	TIME OF DAY	
1 -	51.638	117.1	33.202	103.7	1:24.840	99.97	13.200	09:03:28.738	
2 -	46.678	133.4	31.025	92.5	1:17.703	109.15	6.063	09:04:46.441	
3 -	1:02.262	85.0	36.120	108.2	1:38.382	86.21	26.742	09:06:24.823	
4 -	45.990	136.6	30.042	108.4	1:16.032	111.55	4.392	09:07:40.855	
5 -	44.969	139.5	30.553	82.2	1:15.522	112.30	3.882	09:08:56.377	
6 -	47.006	137.2	28.800	108.0	1:15.806	111.88	4.166	09:10:12.183	
7 -	45.551	130.5	30.800	109.6	1:16.351	111.08	4.711	09:11:28.534	
8 -	43.706	139.5	28.291	109.4	1:11.997 (2)	117.80	0.357	09:12:40.531	
9 -	50.216	119.4	32.654	109.1	1:22.870	102.34	11.230	09:14:03.401	
10 -	45.184	138.9	28.773	108.4	1:13.957	114.68	2.317	09:15:17.358	
11 -	43.300	139.2	28.340	109.2	1:11.640 (1)	118.39		09:16:28.998	
12 -	1:00.483	97.5	35.070	93.0	1:35.553	88.76	23.913	09:18:04.551	
13 -	55.295	109.1	33.917	109.4	1:29.212	95.07	17.572	09:19:33.763	
14 -	44.590	135.2	28.988	108.9	1:13.578 (3)	115.27	1.938	09:20:47.341	

P4		6		Harrison SCOTT		Mygale M13 SJ - Swindon - Falcon Motorsport			
LAP	SECTOR 1		SECTOR 2		LAP TIME	MPH	DIFF	TIME OF DAY	
1 -	OUTLAP	78.2	39.543	108.2	4:38.738	30.42	3:27.019	09:07:39.507	
2 -	43.971	138.6	28.804	109.2	1:12.775	116.54	1.056	09:08:52.282	
3 -	43.413	138.3	28.562	108.9	1:11.975	117.84	0.256	09:10:04.257	
4 -	43.410	139.5	28.501	109.1	1:11.911	117.94	0.192	09:11:16.168	
5 -	43.340	138.9	28.379	108.9	1:11.719 (1)	118.26		09:12:27.887	
6 -	43.359	139.2	28.457	108.5	1:11.816 (2)	118.10	0.097	09:13:39.703	
7 -	43.264	139.2	28.616	109.4	1:11.880 (3)	117.99	0.161	09:14:51.583	
8 -	49.430	117.1	32.369	109.1	1:21.799	103.68	10.080	09:16:13.382	
9 -	43.460	139.2	28.745	108.9	1:12.205	117.46	0.486	09:17:25.587	
10 -	43.399	138.9	28.925	108.5	1:12.324	117.27	0.605	09:18:37.911	
11 -	44.094	136.9	29.407	109.4	1:13.501	115.39	1.782	09:19:51.412	
12 -	43.490	138.3	28.648	108.9	1:12.138	117.57	0.419	09:21:03.550	

Weather / Track : Sunny / Dry

Thruxton
Circuit Length = 2.3560 miles
Start: 09:00 Flag 09:20 End: 09:21

2014 Dunlop MSA Formula Ford Championship of Great Britain

QUALIFYING - ROUND 7 - SECTOR ANALYSIS

SECTOR 1 = FL to I1, SECTOR 2 = I1 to FL, DIFF = Difference To Personal Best Lap

P5		16 S		Ashley SUTTON		Mygale M12-SJ - Scholar - Jamun Racing			
LAP	SECTOR 1		SECTOR 2		LAP TIME	MPH	DIFF	TIME OF DAY	
1 -	58.022	107.8	35.135	105.1	1:33.157	91.04	20.801	09:04:02.020	
2 -	48.083	134.4	31.631	108.7	1:19.714	106.40	7.358	09:05:21.734	
3 -	45.470	135.2	30.357	108.5	1:15.827	111.85	3.471	09:06:37.561	
4 -	44.326	137.5	29.676	109.1	1:14.002	114.61	1.646	09:07:51.563	
5 -	44.078	137.7	29.321	108.9	1:13.399	115.55	1.043	09:09:04.962	
6 -	43.782	138.3	29.675	108.2	1:13.457	115.46	1.101	09:10:18.419	
7 -	43.798	138.3	29.423	106.8	1:13.221	115.83	0.865	09:11:31.640	
8 -	43.857	138.0	28.892	108.9	1:12.749 (3)	116.58	0.393	09:12:44.389	
9 -	44.204	138.3	28.997	108.5	1:13.201	115.86	0.845	09:13:57.590	
10 -	43.833	137.5	28.816	108.9	1:12.649 (2)	116.74	0.293	09:15:10.239	
11 -	48.032	109.1	32.808	109.6	1:20.840	104.91	8.484	09:16:31.079	
12 -	43.711	137.7	29.064	108.4	1:12.775	116.54	0.419	09:17:43.854	
13 -	50.633	96.1	39.455	108.9	1:30.088	94.14	17.732	09:19:13.942	
14 -	43.678	137.2	28.678	108.7	1:12.356 (1)	117.22		09:20:26.298	

P6		74		James ABBOTT		Mygale M13-SJ - Mountune - Radical Motorsport			
LAP	SECTOR 1		SECTOR 2		LAP TIME	MPH	DIFF	TIME OF DAY	
1 -	56.138	114.1	35.127	94.5	1:31.265	92.93	18.845	09:03:51.524	
2 -	51.962	134.2	31.861	106.3	1:23.823	101.18	11.403	09:05:15.347	
3 -	44.937	138.6	29.043	107.5	1:13.980	114.64	1.560	09:06:29.327	
4 -	43.854	138.9	28.566	107.7	1:12.420 (1)	117.11		09:07:41.747	
5 -	49.479	115.9	32.770	106.8	1:22.249	103.12	9.829	09:09:03.996	
6 -	43.929	139.2	29.018	106.8	1:12.947	116.27	0.527	09:10:16.943	
7 -	43.929	137.7	28.646	108.4	1:12.575 (3)	116.86	0.155	09:11:29.518	
8 -	43.921	138.0	28.635	108.2	1:12.556 (2)	116.89	0.136	09:12:42.074	
9 -	43.967	138.6	29.318	105.3	1:13.285	115.73	0.865	09:13:55.359	
10 -	52.907	86.7	35.256	108.0	1:28.163	96.20	15.743	09:15:23.522	
11 -	44.021	137.5	28.746	107.5	1:12.767	116.55	0.347	09:16:36.289	
12 -	58.521	82.7	IN PIT		1:41.420 P	83.62	29.000	09:18:17.709	

P7		11 S		Ricky COLLARD		Mygale M12-SJ - Swindon - Falcon Motorsport			
LAP	SECTOR 1		SECTOR 2		LAP TIME	MPH	DIFF	TIME OF DAY	
1 -	OUTLAP	74.1	38.553	107.8	4:34.714	30.87	3:22.134	09:07:40.161	
2 -	45.050	133.9	30.647	106.1	1:15.697	112.04	3.117	09:08:55.858	
3 -	44.238	135.5	28.945	107.5	1:13.183 (2)	115.89	0.603	09:10:09.041	
4 -	44.064	135.0	29.644	104.5	1:13.708	115.07	1.128	09:11:22.749	
5 -	44.188	134.2	29.113	109.1	1:13.301 (3)	115.70	0.721	09:12:36.050	
6 -	43.872	132.3	30.779	107.8	1:14.651	113.61	2.071	09:13:50.701	
7 -	51.146	92.4	IN PIT		1:28.686 P	95.63	16.106	09:15:19.387	
8 -	OUTLAP	120.0	31.784	108.5	2:06.924	66.82	54.344	09:17:26.311	
9 -	43.783	136.6	28.797	108.2	1:12.580 (1)	116.85		09:18:38.891	
10 -	50.586	103.8	IN PIT		1:28.040 P	96.33	15.460	09:20:06.931	

P8		23 S		Chris MEALIN		Mygale M12-SJ - Swindon - Falcon Motorsport			
LAP	SECTOR 1		SECTOR 2		LAP TIME	MPH	DIFF	TIME OF DAY	
1 -	OUTLAP	76.9	44.507	67.9	4:53.505	28.89	3:40.778	09:07:51.314	
2 -	56.250	82.1	43.531	107.2	1:39.781	85.00	27.054	09:09:31.095	
3 -	46.668	130.3	30.792	108.0	1:17.460	109.49	4.733	09:10:48.555	
4 -	44.420	139.2	29.511	109.1	1:13.931	114.72	1.204	09:12:02.486	
5 -	44.199	138.0	29.369	108.9	1:13.568	115.28	0.841	09:13:16.054	
6 -	43.972	138.6	29.177	108.7	1:13.149	115.94	0.422	09:14:29.203	
7 -	43.982	139.2	29.059	108.9	1:13.041	116.12	0.314	09:15:42.244	
8 -	43.837	138.9	28.911	109.2	1:12.748 (2)	116.58	0.021	09:16:54.992	
9 -	45.761	137.7	30.397	108.9	1:16.158	111.36	3.431	09:18:11.150	
10 -	43.718	139.2	29.009	108.4	1:12.727 (1)	116.62		09:19:23.877	
11 -	43.819	138.9	28.977	108.5	1:12.796 (3)	116.51	0.069	09:20:36.673	

Weather / Track : Sunny / Dry

Thruxton
Circuit Length = 2.3560 miles
Start: 09:00 Flag 09:20 End: 09:21

2014 Dunlop MSA Formula Ford Championship of Great Britain

QUALIFYING - ROUND 7 - SECTOR ANALYSIS

SECTOR 1 = FL to I1, SECTOR 2 = I1 to FL, DIFF = Difference To Personal Best Lap

P9		26		Juan ROSSO		Mygale M13-SJ - Mountune - Radical Motorsport			
LAP	SECTOR 1		SECTOR 2		LAP TIME	MPH	DIFF	TIME OF DAY	
1 -	OUTLAP	109.8	35.263	101.6	15:50.944	8.91	14:37.797	09:18:38.121	
2 -	51.703	104.3	32.684	107.2	1:24.387 (2)	100.50	11.240	09:20:02.508	
3 -	44.207	138.9	28.940	108.5	1:13.147 (1)	115.95		09:21:15.655	

P10		82 S		Connor MILLS		Mygale M12-SJ - Scholar - Meridian			
LAP	SECTOR 1		SECTOR 2		LAP TIME	MPH	DIFF	TIME OF DAY	
1 -	54.932	105.6	33.081	106.1	1:28.013 (3)	96.36	14.514	09:03:51.066	
2 -	44.888	137.2	29.686	109.6	1:14.574 (2)	113.73	1.075	09:05:05.640	
3 -	44.055	138.0	29.444	104.6	1:13.499 (1)	115.39		09:06:19.139	

P11		24 S		Ovie IRORO		Mygale M12-SJ - Scholar - Richardson Racing			
LAP	SECTOR 1		SECTOR 2		LAP TIME	MPH	DIFF	TIME OF DAY	
1 -	55.851	112.5	35.284	105.0	1:31.135	93.06	15.735	09:04:03.988	
2 -	46.960	134.2	31.733	106.6	1:18.693	107.78	3.293	09:05:22.681	
3 -	45.918	133.9	29.654	106.3	1:15.572 (2)	112.23	0.172	09:06:38.253	
4 -	45.286	133.6	30.114	104.3	1:15.400 (1)	112.48		09:07:53.653	
5 -	47.329	134.2	30.025	105.5	1:17.354 (3)	109.64	1.954	09:09:11.007	
6 -	1:27.631	54.3	IN PIT		2:10.783 P	64.85	55.383	09:11:21.790	
7 -	OUTLAP	88.1	39.999	105.0	3:18.935	42.63	2:03.535	09:14:40.725	
8 -	47.899	129.3	38.871	103.7	1:26.770	97.74	11.370	09:16:07.495	

P12		75 S		Bobby THOMPSON (G)		Mygale M12-SJ - Scholar - Meridian			
LAP	SECTOR 1		SECTOR 2		LAP TIME	MPH	DIFF	TIME OF DAY	
1 -	58.215	128.8	35.811	60.6	1:34.026	90.20	18.355	09:04:12.091	
2 -	52.827	132.8	32.299	105.3	1:25.126 (3)	99.63	9.455	09:05:37.217	
3 -	46.545	134.7	30.504	107.8	1:17.049 (2)	110.08	1.378	09:06:54.266	
4 -	45.158	135.8	30.513	108.0	1:15.671 (1)	112.08		09:08:09.937	

P13		88		Greg HOLLOWAY		Sinter LA12 - Scholar - SWB Motorsport			
LAP	SECTOR 1		SECTOR 2		LAP TIME	MPH	DIFF	TIME OF DAY	
1 -	57.404	108.5	42.306	85.2	1:39.710	85.06	20.734	09:04:30.548	
2 -	53.652	120.2	33.936	104.2	1:27.588	96.83	8.612	09:05:58.136	
3 -	52.247	124.0	32.528	104.6	1:24.775	100.04	5.799	09:07:22.911	
4 -	49.626	129.5	32.670	105.5	1:22.296	103.06	3.320	09:08:45.207	
5 -	49.898	110.7	33.092	105.3	1:22.990	102.20	4.014	09:10:08.197	
6 -	50.047	122.0	33.595	99.8	1:23.642	101.40	4.666	09:11:31.839	
7 -	49.190	131.3	31.898	105.5	1:21.088	104.59	2.112	09:12:52.927	
8 -	48.383	130.3	31.767	105.8	1:20.150	105.82	1.174	09:14:13.077	
9 -	47.859	129.3	31.763	104.5	1:19.622 (2)	106.52	0.646	09:15:32.699	
10 -	47.661	129.5	31.315	105.8	1:18.976 (1)	107.39		09:16:51.675	
11 -	51.061	129.8	33.334	103.2	1:24.395	100.49	5.419	09:18:16.070	
12 -	48.549	128.5	31.387	105.0	1:19.936 (3)	106.10	0.960	09:19:36.006	
13 -	48.450	128.8	31.815	104.6	1:20.265	105.67	1.289	09:20:56.271	

Weather / Track : Sunny / Dry

Thruxton
Circuit Length = 2.3560 miles
Start: 09:00 Flag 09:20 End: 09:21

2014 Dunlop MSA Formula Ford Championship of Great Britain

QUALIFYING - ROUND 7 - BEST SPEEDS

POS	SECTOR 1			SECTOR 2			FINISH LINE		
	NO	NAME	MPH	NO	NAME	MPH	NO	NAME	MPH
1	1	Sam BRABHAM	140.9				1	Sam BRABHAM	111.4
2	6	Harrison SCOTT	139.5				2	Jayde KRUGER	110.3
3	18	Max MARSHALL	139.5				18	Max MARSHALL	109.6
4	2	Jayde KRUGER	139.2				16	Ashley SUTTON	109.6
5	74	James ABBOTT	139.2				82	Connor MILLS	109.6
6	23	Chris MEALIN	139.2				6	Harrison SCOTT	109.4
7	26	Juan ROSSO	138.9				23	Chris MEALIN	109.2
8	16	Ashley SUTTON	138.3				11	Ricky COLLARD	109.1
9	82	Connor MILLS	138.0				26	Juan ROSSO	108.5
10	11	Ricky COLLARD	136.6				74	James ABBOTT	108.4
11	75	Bobby THOMPSON (G)	135.8				75	Bobby THOMPSON (G)	108.0
12	24	Ovie IRORO	134.2				24	Ovie IRORO	106.6
13	88	Greg HOLLOWAY	131.3				88	Greg HOLLOWAY	105.8

Weather / Track : Sunny / Dry

Results can be found at www.tsl-timing.com

Thruxton
Circuit Length = 2.3560 miles
Start: 09:00 Flag 09:20 End: 09:21

Printed - 09:22 Saturday, 03 May 2014

2014 Dunlop MSA Formula Ford Championship of Great Britain

QUALIFYING - ROUND 7 - BEST SECTORS

SECTOR 1			SECTOR 2			IDEAL / BEST COMPARISON						
POS	NO	NAME	TIME	NO	NAME	TIME	POS	NO	NAME	IDEAL	BEST	DIFF
1	2	KRUGER	43.105	1	BRABHAM	28.157			PERFECT LAP	1:11.262		
2	6	SCOTT	43.264	18	MARSHALL	28.291	1	2	KRUGER	1:11.483	1:11.594	0.111
3	18	MARSHALL	43.300	2	KRUGER	28.378	2	1	BRABHAM	1:11.552	1:11.552	0.000
4	1	BRABHAM	43.395	6	SCOTT	28.379	3	18	MARSHALL	1:11.591	1:11.640	0.049
5	16	SUTTON	43.678	74	ABBOTT	28.566	4	6	SCOTT	1:11.643	1:11.719	0.076
6	23	MEALIN	43.718	16	SUTTON	28.678	5	16	SUTTON	1:12.356	1:12.356	0.000
7	11	COLLARD	43.783	11	COLLARD	28.797	6	74	ABBOTT	1:12.420	1:12.420	0.000
8	74	ABBOTT	43.854	23	MEALIN	28.911	7	11	COLLARD	1:12.580	1:12.580	0.000
9	82	MILLS	44.055	26	ROSSO	28.940	8	23	MEALIN	1:12.629	1:12.727	0.098
10	26	ROSSO	44.207	82	MILLS	29.444	9	26	ROSSO	1:13.147	1:13.147	0.000
11	75	THOMPSON (G)	45.158	24	IRORO	29.654	10	82	MILLS	1:13.499	1:13.499	0.000
12	24	IRORO	45.286	75	THOMPSON (G)	30.504	11	24	IRORO	1:14.940	1:15.400	0.460
13	88	HOLLOWAY	47.661	88	HOLLOWAY	31.315	12	75	THOMPSON (G)	1:15.662	1:15.671	0.009
							13	88	HOLLOWAY	1:18.976	1:18.976	0.000

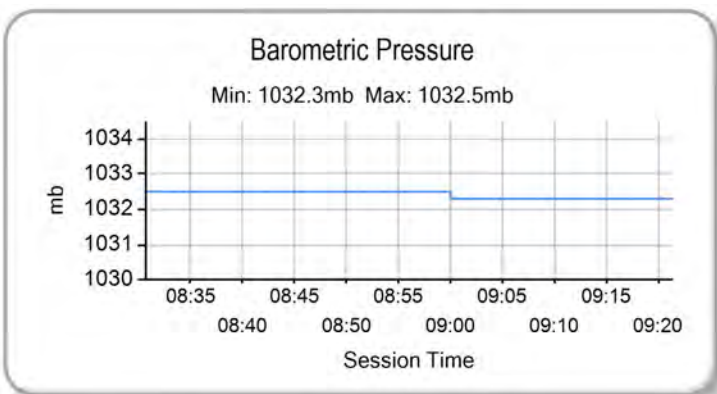
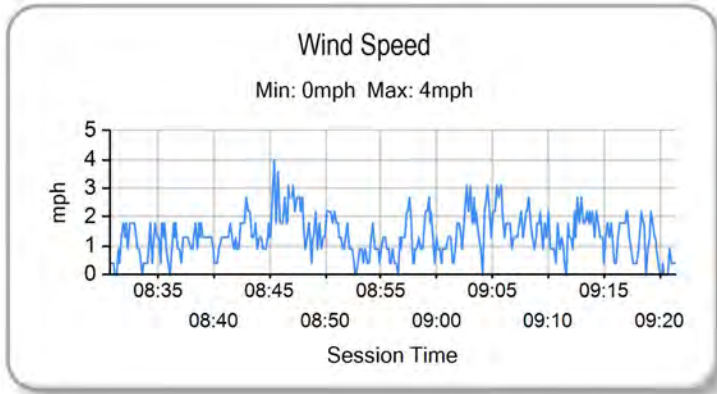
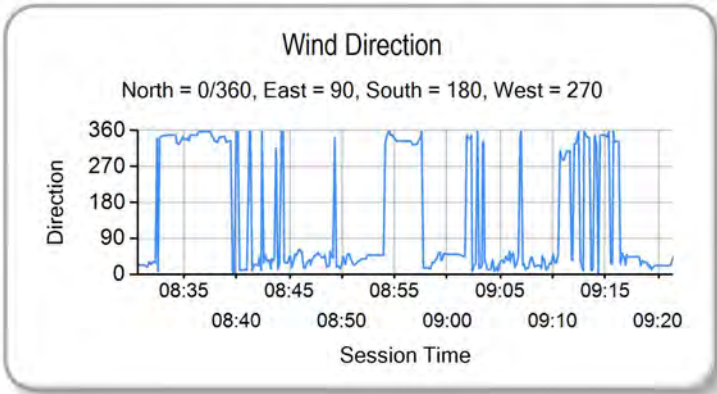
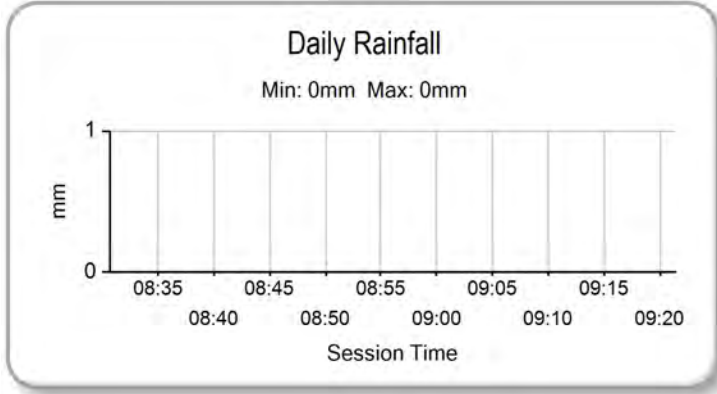
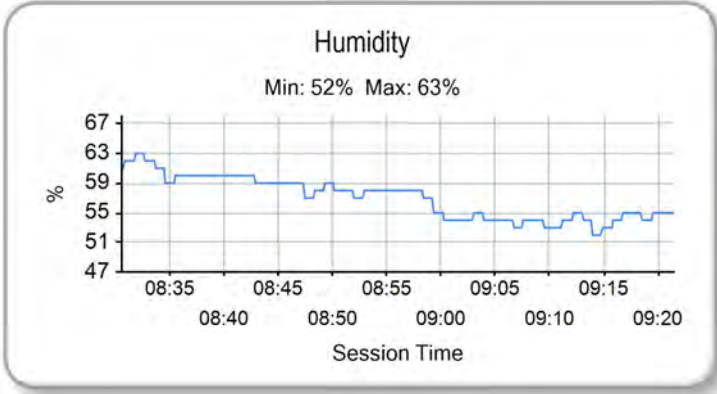
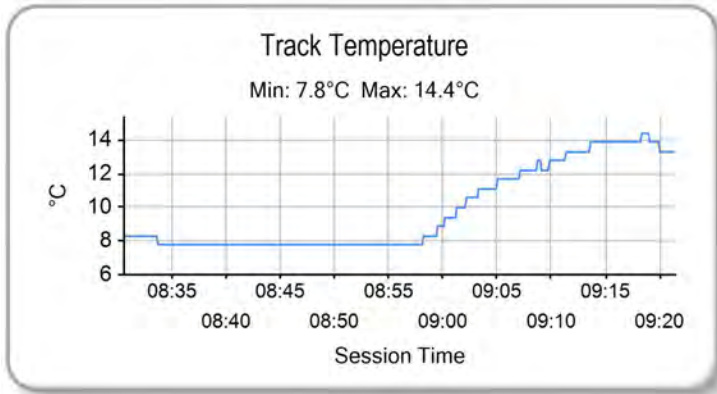
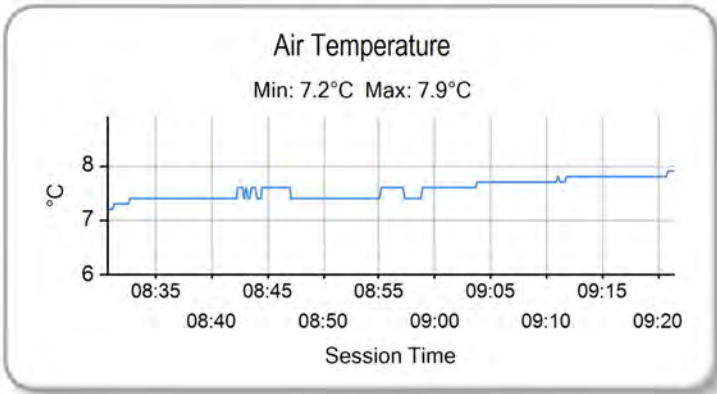
Weather / Track : Sunny / Dry

Results can be found at www.tsl-timing.com

Thruxton
 Circuit Length = 2.3560 miles
 Start: 09:00 Flag 09:20 End: 09:21

Printed - 09:22 Saturday, 03 May 2014

2014 Dunlop MSA Formula Ford Championship of Great Britain
QUALIFYING - ROUND 7 - WEATHER CONDITIONS



Weather / Track : Sunny / Dry

Results can be found at www.tsl-timing.com

Thruxton
 Circuit Length = 2.3560 miles
 Start: 09:00 Flag 09:20 End: 09:21

Printed - 09:24 Saturday, 03 May 2014



2014 Dunlop MSA Formula Ford Championship of Great Britain

ROUND 7 - GRID

ROW 7	13	1:18.976	88 Greg HOLLOWAY	12	1:15.671	75 Bobby THOMPSON (G)
ROW 6	11	1:15.400	24 Ovie IRORO	10	1:13.499	82 Connor MILLS
ROW 5	9	1:13.147	26 Juan ROSSO	8	1:12.727	23 Chris MEALIN
ROW 4	7	1:12.580	11 Ricky COLLARD	6	1:12.420	74 James ABBOTT
ROW 3	5	1:12.356	16 Ashley SUTTON	4	1:11.719	6 Harrison SCOTT
ROW 2	3	1:11.640	18 Max MARSHALL	2	1:11.594	2 Jayde KRUGER
ROW 1	1	1:11.552	1 Sam BRABHAM			
Pole						

Thruxton
Circuit Length = 2.3560 miles

These results are provisional until the conclusion of any judicial and technical matters.

Clerk Of Course :		Timekeeper :
-------------------	--	--------------

Results can be found at www.tsl-timing.com

Printed - 09:25 Saturday, 03 May 2014





2014 Dunlop MSA Formula Ford Championship of Great Britain

ROUND 9 - GRID

ROW 7	13	1:24.387 26 Juan ROSSO	12	1:19.622 88 Greg HOLLOWAY
ROW 6	11	1:17.049 75 Bobby THOMPSON (G)	10	1:15.572 24 Ovie IRORO
ROW 5	9	1:14.574 82 Connor MILLS	8	1:13.183 11 Ricky COLLARD
ROW 4	7	1:12.748 23 Chris MEALIN	6	1:12.649 16 Ashley SUTTON
ROW 3	5	1:12.556 74 James ABBOTT	4	1:11.997 18 Max MARSHALL
ROW 2	3	1:11.816 6 Harrison SCOTT	2	1:11.786 2 Jayde KRUGER
ROW 1	1	1:11.672 1 Sam BRABHAM		
Pole				

Thruxton
Circuit Length = 2.3560 miles

These results are provisional until the conclusion of any judicial and technical matters.

Clerk Of Course :		Timekeeper :
-------------------	--	--------------

Results can be found at www.tsl-timing.com

Printed - 09:26 Saturday, 03 May 2014





2014 Dunlop MSA Formula Ford Championship of Great Britain

ROUND 7 - CLASSIFICATION

POS	NO	CL	PIC NAME	NAT	ENTRY	LAPS	TIME	GAP	DIFF	MPH	BEST	ON
1	1		1 Sam BRABHAM	GBR	Mygale M12 SJ - Mountune - JTR	13	20:56.516			87.75	1:12.083	12
2	6		2 Harrison SCOTT	GBR	Mygale M13 SJ - Swindon - Falcon Motorsport	13	20:57.020	0.504	0.504	87.71	1:12.127	11
3	16	S	1 Ashley SUTTON	GBR	Mygale M12-SJ - Scholar - Jamun Racing	13	20:57.507	0.991	0.487	87.68	1:12.227	11
4	18		3 Max MARSHALL	GBR	Mygale M12 SJ - Mountune - JTR	13	20:58.097	1.581	0.590	87.64	1:12.040	11
5	26		4 Juan ROSSO	ARG	Mygale M13-SJ - Mountune - Radical Motorsport	13	20:58.744	2.228	0.647	87.59	1:12.327	12
6	74		5 James ABBOTT	GBR	Mygale M13-SJ - Mountune - Radical Motorsport	13	21:00.125	3.609	1.381	87.50	1:12.528	11
7	82	S	2 Connor MILLS	GBR	Mygale M12-SJ - Scholar - Meridian	13	21:03.859	7.343	3.734	87.24	1:12.954	11
8	75	S	3 Bobby THOMPSON (G)	GBR	Mygale M12-SJ - Scholar - Meridian	13	21:07.910	11.394	4.051	86.96	1:14.277	11
9	11	S	4 Ricky COLLARD	GBR	Mygale M12-SJ - Swindon - Falcon Motorsport	13	21:11.562	15.046	3.652	86.71	1:15.201	11
10	24	S	5 Ovie IRORO	NIG	Mygale M12-SJ - Scholar - Richardson Racing	13	21:20.223	23.707	8.661	86.12	1:15.652	11
11	88		6 Greg HOLLOWAY	AUS	Sinter LA12 - Scholar - SWB Motorsport	13	21:29.619	33.103	9.396	85.49	1:18.743	13

NOT CLASSIFIED

DNF	2		Jayde KRUGER	RSA	Mygale M12 SJ - Mountune - JTR	4	5:09.543	9 Laps	9 Laps	109.60	1:12.661	2
DNF	23	S	Chris MEALIN	GBR	Mygale M12-SJ - Swindon - Falcon Motorsport	2	2:32.597	11 Laps	2 Laps	111.16	1:12.769	2

FASTEST LAP

18			Max MARSHALL	GBR	Mygale M12 SJ - Mountune - JTR	11	1:12.040			117.73 mph	189.47 kph	
16	S		Ashley SUTTON	GBR	Mygale M12-SJ - Scholar - Jamun Racing	11	1:12.227			117.42 mph	188.98 kph	

Weather / Track : Sunny / Dry

These results are provisional until the conclusion of any judicial and technical matters.

Thruxton

Circuit Length = 2.3560 miles

Start: 14:46 Flag 15:07 End: 15:08

Clerk Of Course :

Timekeeper :

Results can be found at www.tsl-timing.com

Printed - 15:11 Saturday, 03 May 2014

2014 Dunlop MSA Formula Ford Championship of Great Britain

ROUND 7 - SECTOR ANALYSIS

SECTOR 1 = FL to I1, SECTOR 2 = I1 to FL, DIFF = Difference To Personal Best Lap

P1	1	Sam BRABHAM			Mygale M12 SJ - Mountune - JTR			
LAP	SECTOR 1		SECTOR 2		LAP TIME	MPH	DIFF	TIME OF DAY
1 -		136.3	28.994	109.2	1:17.847	108.95	5.764	14:47:51.899
2 -	44.088	136.6	28.899	110.0	1:12.987	116.20	0.904	14:49:04.886
3 -	43.999	137.5	28.686	110.0	1:12.685	116.68	0.602	14:50:17.571
4 -	43.901	138.3	28.663	101.3	1:12.564	116.88	0.481	14:51:30.135
5 -	1:28.368	58.3	1:02.624	49.4	2:30.992	56.17	1:18.909	14:54:01.127
6 -	1:23.847	71.7	56.773	61.4	2:20.620	60.31	1:08.537	14:56:21.747
7 -	1:18.766	78.0	53.874	58.3	2:12.640	63.94	1:00.557	14:58:34.387
8 -	1:17.167	80.5	51.714	63.4	2:08.881	65.80	56.798	15:00:43.268
9 -	1:13.354	72.3	44.059	110.1	1:57.413	72.23	45.330	15:02:40.681
10 -	44.266	138.0	28.762	110.0	1:13.028	116.14	0.945	15:03:53.709
11 -	43.631	139.8	28.480	109.6	1:12.111	117.61	0.028	15:05:05.820
12 -	43.716	140.3	28.367	110.5	1:12.083	117.66		15:06:17.903
13 -	43.912	138.0	28.753	109.1	1:12.665	116.72	0.582	15:07:30.568

P2	6	Harrison SCOTT			Mygale M13 SJ - Swindon - Falcon Motorsport			
LAP	SECTOR 1		SECTOR 2		LAP TIME	MPH	DIFF	TIME OF DAY
1 -		139.2	29.447	106.3	1:18.922	107.46	6.795	14:47:52.974
2 -	43.637	138.3	28.679	109.6	1:12.316	117.28	0.189	14:49:05.290
3 -	43.969	137.2	28.807	109.4	1:12.776	116.54	0.649	14:50:18.066
4 -	43.653	138.6	29.539	108.2	1:13.192	115.88	1.065	14:51:31.258
5 -	1:27.714	72.8	1:02.688	57.0	2:30.402	56.39	1:18.275	14:54:01.660
6 -	1:23.700	72.7	57.097	55.5	2:20.797	60.24	1:08.670	14:56:22.457
7 -	1:18.458	82.2	54.084	60.5	2:12.542	63.99	1:00.415	14:58:34.999
8 -	1:17.070	72.6	51.718	58.9	2:08.788	65.85	56.661	15:00:43.787
9 -	1:13.191	70.3	44.001	110.3	1:57.192	72.37	45.065	15:02:40.979
10 -	44.159	138.9	28.937	109.4	1:13.096	116.03	0.969	15:03:54.075
11 -	43.630	139.5	28.497	110.0	1:12.127	117.59		15:05:06.202
12 -	43.784	139.5	28.651	109.1	1:12.435	117.09	0.308	15:06:18.637
13 -	43.751	138.3	28.684	109.1	1:12.435	117.09	0.308	15:07:31.072

P3	16 S	Ashley SUTTON			Mygale M12-SJ - Scholar - Jamun Racing			
LAP	SECTOR 1		SECTOR 2		LAP TIME	MPH	DIFF	TIME OF DAY
1 -		134.7	29.628	107.8	1:20.197	105.75	7.970	14:47:54.249
2 -	44.166	137.5	28.965	108.2	1:13.131	115.97	0.904	14:49:07.380
3 -	43.940	138.3	28.630	107.3	1:12.570	116.87	0.343	14:50:19.950
4 -	43.989	137.7	30.430	107.0	1:14.419	113.97	2.192	14:51:34.369
5 -	1:26.357	63.2	1:02.277	56.7	2:28.634	57.06	1:16.407	14:54:03.003
6 -	1:23.448	68.9	56.628	52.4	2:20.076	60.55	1:07.849	14:56:23.079
7 -	1:19.262	77.5	53.606	65.6	2:12.868	63.83	1:00.641	14:58:35.947
8 -	1:17.107	74.8	51.736	58.1	2:08.843	65.82	56.616	15:00:44.790
9 -	1:13.693	67.8	42.883	109.1	1:56.576	72.75	44.349	15:02:41.366
10 -	44.209	139.5	28.923	108.9	1:13.132	115.97	0.905	15:03:54.498
11 -	43.587	139.8	28.640	108.9	1:12.227	117.42		15:05:06.725
12 -	43.762	138.9	28.639	108.9	1:12.401	117.14	0.174	15:06:19.126
13 -	43.807	139.5	28.626	108.7	1:12.433	117.09	0.206	15:07:31.559

P4	18	Max MARSHALL			Mygale M12 SJ - Mountune - JTR			
LAP	SECTOR 1		SECTOR 2		LAP TIME	MPH	DIFF	TIME OF DAY
1 -		135.8	29.428	107.3	1:20.651	105.16	8.611	14:47:54.703
2 -	44.332	138.0	28.585	109.6	1:12.917	116.31	0.877	14:49:07.620
3 -	44.049	137.5	29.510	105.0	1:13.559	115.30	1.519	14:50:21.179
4 -	44.904	138.3	28.604	104.6	1:13.508	115.38	1.468	14:51:34.687
5 -	1:26.785	65.5	1:02.851	53.5	2:29.636	56.68	1:17.596	14:54:04.323
6 -	1:23.070	67.9	56.456	51.8	2:19.526	60.78	1:07.486	14:56:23.849
7 -	1:19.168	69.9	53.984	57.5	2:13.152	63.69	1:01.112	14:58:37.001
8 -	1:16.832	72.2	52.149	59.0	2:08.981	65.75	56.941	15:00:45.982
9 -	1:12.959	78.7	42.984	108.9	1:55.943	73.15	43.903	15:02:41.925
10 -	44.503	138.6	28.763	106.3	1:13.266	115.76	1.226	15:03:55.191
11 -	43.608	140.3	28.432	108.9	1:12.040	117.73		15:05:07.231

Weather / Track : Sunny / Dry

Thruxton
Circuit Length = 2.3560 miles
Start: 14:46 Flag 15:07 End: 15:08

2014 Dunlop MSA Formula Ford Championship of Great Britain

ROUND 7 - SECTOR ANALYSIS

SECTOR 1 = FL to I1, SECTOR 2 = I1 to FL, DIFF = Difference To Personal Best Lap

12 -	43.902	140.1	28.404	109.2	1:12.306 (2)	117.30	0.266	15:06:19.537
13 -	43.808	139.5	28.804	107.3	1:12.612 (3)	116.80	0.572	15:07:32.149

P5	26	Juan ROSSO			Mygale M13-SJ - Mountune - Radical Motorsport			
LAP	SECTOR 1		SECTOR 2		LAP TIME	MPH	DIFF	TIME OF DAY
1 -		136.1	29.743	107.5	1:21.478	104.09	9.151	14:47:55.530
2 -	43.885	138.6	28.779	108.5	1:12.664	116.72	0.337	14:49:08.194
3 -	43.880	138.9	29.061	106.1	1:12.941	116.28	0.614	14:50:21.135
4 -	45.210	138.0	28.867	103.2	1:14.077	114.49	1.750	14:51:35.212
5 -	1:26.977	63.6	1:02.906	49.9	2:29.883	56.58	1:17.556	14:54:05.095
6 -	1:23.002	68.8	56.287	59.7	2:19.289	60.89	1:06.962	14:56:24.384
7 -	1:19.273	63.7	54.057	56.5	2:13.330	63.61	1:01.003	14:58:37.714
8 -	1:17.007	69.9	52.313	66.3	2:09.320	65.58	56.993	15:00:47.034
9 -	1:12.435	72.8	42.917	108.5	1:55.352	73.52	43.025	15:02:42.386
10 -	44.336	139.2	28.869	108.7	1:13.205	115.86	0.878	15:03:55.591
11 -	43.948	140.1	28.390	108.4	1:12.338 (2)	117.24	0.011	15:05:07.929
12 -	43.922	139.8	28.405	108.9	1:12.327 (1)	117.26		15:06:20.256
13 -	44.041	139.5	28.499	107.7	1:12.540 (3)	116.92	0.213	15:07:32.796

P6	74	James ABBOTT			Mygale M13-SJ - Mountune - Radical Motorsport			
LAP	SECTOR 1		SECTOR 2		LAP TIME	MPH	DIFF	TIME OF DAY
1 -		136.3	30.387	104.6	1:22.671	102.59	10.143	14:47:56.723
2 -	45.236	134.2	28.814	107.0	1:14.050	114.53	1.522	14:49:10.773
3 -	44.556	136.9	28.836	107.3	1:13.392	115.56	0.864	14:50:24.165
4 -	44.368	135.8	28.849	108.4	1:13.217	115.84	0.689	14:51:37.382
5 -	1:25.553	58.1	1:04.096	61.5	2:29.649	56.67	1:17.121	14:54:07.031
6 -	1:22.601	66.9	57.748	62.1	2:20.349	60.43	1:07.821	14:56:27.380
7 -	1:17.142	74.2	53.736	53.0	2:10.878	64.80	58.350	14:58:38.258
8 -	1:17.215	62.6	53.212	85.1	2:10.427	65.02	57.899	15:00:48.685
9 -	1:11.282	74.2	42.939	107.0	1:54.221	74.25	41.693	15:02:42.906
10 -	44.655	138.6	28.942	108.0	1:13.597	115.24	1.069	15:03:56.503
11 -	43.986	138.9	28.542	107.3	1:12.528 (1)	116.94		15:05:09.031
12 -	43.926	138.6	28.660	107.7	1:12.586 (3)	116.84	0.058	15:06:21.617
13 -	43.987	138.9	28.573	108.0	1:12.560 (2)	116.89	0.032	15:07:34.177

P7	82 S	Connor MILLS			Mygale M12-SJ - Scholar - Meridian			
LAP	SECTOR 1		SECTOR 2		LAP TIME	MPH	DIFF	TIME OF DAY
1 -		132.8	30.948	107.5	1:22.581	102.70	9.627	14:47:56.633
2 -	44.952	135.5	29.440	109.6	1:14.392	114.01	1.438	14:49:11.025
3 -	44.968	137.7	29.430	110.3	1:14.398	114.00	1.444	14:50:25.423
4 -	44.622	138.3	35.481	105.5	1:20.103	105.88	7.149	14:51:45.526
5 -	1:18.279	64.3	1:04.419	60.7	2:22.698	59.43	1:09.744	14:54:08.224
6 -	1:21.963	70.1	57.687	62.6	2:19.650	60.73	1:06.696	14:56:27.874
7 -	1:17.268	76.0	53.750	59.6	2:11.018	64.73	58.064	14:58:38.892
8 -	1:17.004	61.2	53.500	76.5	2:10.504	64.99	57.550	15:00:49.396
9 -	1:10.988	69.9	42.703	110.3	1:53.691	74.60	40.737	15:02:43.087
10 -	44.758	139.2	30.094	110.0	1:14.852	113.31	1.898	15:03:57.939
11 -	43.889	138.9	29.065	110.3	1:12.954 (1)	116.25		15:05:10.893
12 -	44.105	138.0	29.451	110.5	1:13.556 (3)	115.30	0.602	15:06:24.449
13 -	44.373	138.0	29.089	110.5	1:13.462 (2)	115.45	0.508	15:07:37.911

P8	75 S	Bobby THOMPSON (G)			Mygale M12-SJ - Scholar - Meridian			
LAP	SECTOR 1		SECTOR 2		LAP TIME	MPH	DIFF	TIME OF DAY
1 -		135.2	30.341	106.1	1:23.164	101.98	8.887	14:47:57.216
2 -	45.664	133.9	30.392	105.8	1:16.056	111.51	1.779	14:49:13.272
3 -	44.649	135.5	29.797	106.8	1:14.446 (3)	113.92	0.169	14:50:27.718
4 -	44.206	135.8	34.404	102.6	1:18.610	107.89	4.333	14:51:46.328
5 -	1:18.696	62.4	1:04.245	59.5	2:22.941	59.33	1:08.664	14:54:09.269
6 -	1:22.079	66.1	57.367	59.7	2:19.446	60.82	1:05.169	14:56:28.715
7 -	1:17.375	85.8	54.013	62.4	2:11.388	64.55	57.111	14:58:40.103
8 -	1:16.519	66.6	53.616	70.2	2:10.135	65.17	55.858	15:00:50.238

Weather / Track : Sunny / Dry

Thruxton
Circuit Length = 2.3560 miles
Start: 14:46 Flag 15:07 End: 15:08

2014 Dunlop MSA Formula Ford Championship of Great Britain

ROUND 7 - SECTOR ANALYSIS

SECTOR 1 = FL to I1, SECTOR 2 = I1 to FL, DIFF = Difference To Personal Best Lap

9 -	1:11.034	69.7	42.346	107.8	1:53.380	74.80	39.103	15:02:43.618
10 -	45.261	135.0	29.781	108.0	1:15.042	113.02	0.765	15:03:58.660
11 -	44.681	135.5	29.596	108.2	1:14.277 (1)	114.18		15:05:12.937
12 -	45.348	135.0	29.241	107.8	1:14.589	113.71	0.312	15:06:27.526
13 -	44.854	136.1	29.582	105.0	1:14.436 (2)	113.94	0.159	15:07:41.962

P9		11 S		Ricky COLLARD		Mygale M12-SJ - Swindon - Falcon Motorsport			
LAP	SECTOR 1		SECTOR 2		LAP TIME	MPH	DIFF	TIME OF DAY	
1 -		131.5	31.251	106.3	1:22.851	102.37	7.650	14:47:56.903	
2 -	45.937	132.3	30.702	108.4	1:16.639	110.66	1.438	14:49:13.542	
3 -	45.773	131.8	30.234	108.5	1:16.007	111.58	0.806	14:50:29.549	
4 -	45.545	133.6	IN PIT		1:14.728	P 113.49		14:51:44.277	
5 -	OUTLAP		48.4	1:04.341	63.7	2:26.655	57.83	1:11.454	14:54:10.932
6 -	1:22.359	68.6	56.134	63.8	2:18.493	61.24	1:03.292	14:56:29.425	
7 -	1:17.820	74.3	53.816	63.5	2:11.636	64.43	56.435	14:58:41.061	
8 -	1:16.206	74.2	53.464	66.7	2:09.670	65.40	54.469	15:00:50.731	
9 -	1:11.189	78.9	41.899	109.2	1:53.088	75.00	37.887	15:02:43.819	
10 -	45.601	134.2	29.999	109.2	1:15.600 (3)	112.19	0.399	15:03:59.419	
11 -	45.149	134.4	30.052	109.1	1:15.201 (1)	112.78		15:05:14.620	
12 -	45.411	135.2	29.868	109.2	1:15.279 (2)	112.66	0.078	15:06:29.899	
13 -	45.468	133.1	30.247	95.4	1:15.715	112.02	0.514	15:07:45.614	

P10		24 S		Ovie IRORO		Mygale M12-SJ - Scholar - Richardson Racing			
LAP	SECTOR 1		SECTOR 2		LAP TIME	MPH	DIFF	TIME OF DAY	
1 -		127.0	31.503	104.6	1:39.689	85.08	24.037	14:48:13.741	
2 -	48.389	129.0	30.042	105.8	1:18.431	108.14	2.779	14:49:32.172	
3 -	49.443	128.5	30.738	101.8	1:20.181	105.78	4.529	14:50:52.353	
4 -	57.506	97.9	37.253	97.3	1:34.759	89.50	19.107	14:52:27.112	
5 -	53.319	126.8	52.569	58.4	1:45.888	80.09	30.236	14:54:13.000	
6 -	1:22.332	61.4	56.465	66.2	2:18.797	61.10	1:03.145	14:56:31.797	
7 -	1:17.756	72.7	53.884	61.8	2:11.640	64.43	55.988	14:58:43.437	
8 -	1:16.189	78.7	52.974	69.3	2:09.163	65.66	53.511	15:00:52.600	
9 -	1:11.119	85.5	42.022	104.8	1:53.141	74.96	37.489	15:02:45.741	
10 -	48.719	132.1	30.434	107.3	1:19.153	107.15	3.501	15:04:04.894	
11 -	45.803	134.2	29.849	106.0	1:15.652 (1)	112.11		15:05:20.546	
12 -	46.018	133.9	30.738	106.1	1:16.756 (2)	110.50	1.104	15:06:37.302	
13 -	46.851	132.6	30.122	106.6	1:16.973 (3)	110.18	1.321	15:07:54.275	

P11		88		Greg HOLLOWAY		Sinter LA12 - Scholar - SWB Motorsport			
LAP	SECTOR 1		SECTOR 2		LAP TIME	MPH	DIFF	TIME OF DAY	
1 -		127.8	31.524	105.0	1:27.446	96.99	8.703	14:48:01.498	
2 -	48.553	129.3	31.935	104.8	1:20.488	105.37	1.745	14:49:21.986	
3 -	48.253	129.5	32.873	103.0	1:21.126	104.54	2.383	14:50:43.112	
4 -	49.578	123.5	34.273	104.3	1:23.851	101.15	5.108	14:52:06.963	
5 -	1:00.471	49.1	1:04.658	59.5	2:05.129	67.78	46.386	14:54:12.092	
6 -	1:22.107	68.0	56.434	65.2	2:18.541	61.22	59.798	14:56:30.633	
7 -	1:18.030	75.4	53.473	64.0	2:11.503	64.49	52.760	14:58:42.136	
8 -	1:16.293	73.1	53.118	64.8	2:09.411	65.54	50.668	15:00:51.547	
9 -	1:11.502	85.5	42.335	101.8	1:53.837	74.50	35.094	15:02:45.384	
10 -	49.271	120.0	31.724	105.1	1:20.995	104.71	2.252	15:04:06.379	
11 -	47.960	130.8	31.478	105.5	1:19.438 (3)	106.77	0.695	15:05:25.817	
12 -	47.849	131.0	31.262	105.6	1:19.111 (2)	107.21	0.368	15:06:44.928	
13 -	47.505	131.3	31.238	105.5	1:18.743 (1)	107.71		15:08:03.671	

P12		2		Jayde KRUGER		Mygale M12 SJ - Mountune - JTR			
LAP	SECTOR 1		SECTOR 2		LAP TIME	MPH	DIFF	TIME OF DAY	
1 -		135.2	30.130	104.8	1:19.467 (3)	106.73	6.806	14:47:53.519	
2 -	43.988	135.5	28.673	109.1	1:12.661 (1)	116.72		14:49:06.180	
3 -	44.460	132.6	30.283	104.3	1:14.743 (2)	113.47	2.082	14:50:20.923	
4 -	48.413	114.1	IN PIT		1:22.672	P 102.59	10.011	14:51:43.595	

Weather / Track : Sunny / Dry

Thruxton
Circuit Length = 2.3560 miles
Start: 14:46 Flag 15:07 End: 15:08

2014 Dunlop MSA Formula Ford Championship of Great Britain

ROUND 7 - SECTOR ANALYSIS

SECTOR 1 = FL to I1, SECTOR 2 = I1 to FL, DIFF = Difference To Personal Best Lap

P13	23 S	Chris MEALIN	Mygale M12-SJ - Swindon - Falcon Motorsport					
LAP	SECTOR 1	SECTOR 2	LAP TIME	MPH	DIFF	TIME OF DAY		
1 -	139.5	29.151	107.5	1:19.828 (2)	106.24	7.059	14:47:53.880	
2 -	43.901	138.9	28.868	107.3	1:12.769 (1)	116.55	14:49:06.649	

2014 Dunlop MSA Formula Ford Championship of Great Britain

ROUND 7 - BEST SPEEDS

POS	SECTOR 1			SECTOR 2			FINISH LINE		
	NO	NAME	MPH	NO	NAME	MPH	NO	NAME	MPH
1	1	Sam BRABHAM	140.3				1	Sam BRABHAM	110.5
2	18	Max MARSHALL	140.3				82	Connor MILLS	110.5
3	26	Juan ROSSO	140.1				6	Harrison SCOTT	110.3
4	16	Ashley SUTTON	139.8				18	Max MARSHALL	109.6
5	6	Harrison SCOTT	139.5				11	Ricky COLLARD	109.2
6	23	Chris MEALIN	139.5				2	Jayde KRUGER	109.1
7	82	Connor MILLS	139.2				16	Ashley SUTTON	109.1
8	74	James ABBOTT	138.9				26	Juan ROSSO	108.9
9	75	Bobby THOMPSON (G)	136.1				74	James ABBOTT	108.4
10	2	Jayde KRUGER	135.5				75	Bobby THOMPSON (G)	108.2
11	11	Ricky COLLARD	135.2				23	Chris MEALIN	107.5
12	24	Ovie IRORO	134.2				24	Ovie IRORO	107.3
13	88	Greg HOLLOWAY	131.3				88	Greg HOLLOWAY	105.6

Weather / Track : Sunny / Dry

Results can be found at www.tsl-timing.com

Thruxton
Circuit Length = 2.3560 miles
Start: 14:46 Flag 15:07 End: 15:08

Printed - 15:08 Saturday, 03 May 2014

2014 Dunlop MSA Formula Ford Championship of Great Britain

ROUND 7 - BEST SECTORS

SECTOR 1			SECTOR 2			IDEAL / BEST COMPARISON						
POS	NO	NAME	TIME	NO	NAME	TIME	POS	NO	NAME	IDEAL	BEST	DIFF
1	16	SUTTON	43.587	1	BRABHAM	28.367			PERFECT LAP	1:11.954		
2	18	MARSHALL	43.608	26	ROSSO	28.390	1	1	BRABHAM	1:11.998	1:12.083	0.085
3	6	SCOTT	43.630	18	MARSHALL	28.404	2	18	MARSHALL	1:12.012	1:12.040	0.028
4	1	BRABHAM	43.631	6	SCOTT	28.497	3	6	SCOTT	1:12.127	1:12.127	0.000
5	26	ROSSO	43.880	74	ABBOTT	28.542	4	16	SUTTON	1:12.213	1:12.227	0.014
6	82	MILLS	43.889	16	SUTTON	28.626	5	26	ROSSO	1:12.270	1:12.327	0.057
7	23	MEALIN	43.901	2	KRUGER	28.673	6	74	ABBOTT	1:12.468	1:12.528	0.060
8	74	ABBOTT	43.926	23	MEALIN	28.868	7	2	KRUGER	1:12.661	1:12.661	0.000
9	2	KRUGER	43.988	82	MILLS	29.065	8	23	MEALIN	1:12.769	1:12.769	0.000
10	75	THOMPSON (G)	44.206	75	THOMPSON (G)	29.241	9	82	MILLS	1:12.954	1:12.954	0.000
11	11	COLLARD	45.149	24	IRORO	29.849	10	75	THOMPSON (G)	1:13.447	1:14.277	0.830
12	24	IRORO	45.803	11	COLLARD	29.868	11	11	COLLARD	1:15.017	1:15.201	0.184
13	88	HOLLOWAY	47.505	88	HOLLOWAY	31.238	12	24	IRORO	1:15.652	1:15.652	0.000
							13	88	HOLLOWAY	1:18.743	1:18.743	0.000

Weather / Track : Sunny / Dry

Results can be found at www.tsl-timing.com

Thruxton
 Circuit Length = 2.3560 miles
 Start: 14:46 Flag 15:07 End: 15:08

Printed - 15:08 Saturday, 03 May 2014

2014 Dunlop MSA Formula Ford Championship of Great Britain

ROUND 7 - LAP CHART

LAP 1			LAP 2			LAP 3			LAP 4			LAP 5		
NO	BEHIND	LAP TIME	NO	BEHIND	LAP TIME	NO	BEHIND	LAP TIME	NO	BEHIND	LAP TIME	NO	BEHIND	LAP TIME
1		1:17.847	1		1:12.987	1		1:12.685	1		1:12.564	1		2:30.992
6	1.075	1:18.922	6	0.404	1:12.316	6	0.495	1:12.776	6	1.123	1:13.192	6	0.533	2:30.402
2	1.620	1:19.467	2	1.294	1:12.661	16	2.379	1:12.570	16	4.234	1:14.419	16	1.876	2:28.634
23	1.981	1:19.828	23	1.763	1:12.769	2	3.352	1:14.743	18	4.552	1:13.508	18	3.196	2:29.636
16	2.350	1:20.197	16	2.494	1:13.131	26	3.564	1:12.941	26	5.077	1:14.077	26	3.968	2:29.883
18	2.804	1:20.651	18	2.734	1:12.917	18	3.608	1:13.559	74	7.247	1:13.217	74	5.904	2:29.649
26	3.631	1:21.478	26	3.308	1:12.664	74	6.594	1:13.392	2	13.460	1:22.672 P	82	7.097	2:22.698
82	4.734	1:22.581	74	5.887	1:14.050	82	7.852	1:14.398	11	14.142	1:14.728 P	75	8.142	2:22.941
74	4.824	1:22.671	82	6.139	1:14.392	75	10.147	1:14.446	82	15.391	1:20.103	11	9.805	2:26.655
11	5.004	1:22.851	75	8.386	1:16.056	11	11.978	1:16.007	75	16.193	1:18.610	88	10.965	2:05.129
75	5.317	1:23.164	11	8.656	1:16.639	88	25.541	1:21.126	88	36.828	1:23.851	24	11.873	1:45.888
88	9.599	1:27.446	88	17.100	1:20.488	24	34.782	1:20.181	24	56.977	1:34.759			
24	21.842	1:39.689	24	27.286	1:18.431									

Weather / Track : Sunny / Dry

Thruxton

Circuit Length = 2.3560 miles

Start: 14:46 Flag 15:07 End: 15:08

2014 Dunlop MSA Formula Ford Championship of Great Britain

ROUND 7 - LAP CHART

LAP 6			LAP 7			LAP 8			LAP 9			LAP 10		
NO	BEHIND	LAP TIME	NO	BEHIND	LAP TIME	NO	BEHIND	LAP TIME	NO	BEHIND	LAP TIME	NO	BEHIND	LAP TIME
1		2:20.620	1		2:12.640	1		2:08.881	1		1:57.413	1		1:13.028
6	0.710	2:20.797	6	0.612	2:12.542	6	0.519	2:08.788	6	0.298	1:57.192	6	0.366	1:13.096
16	1.332	2:20.076	16	1.560	2:12.868	16	1.522	2:08.843	16	0.685	1:56.576	16	0.789	1:13.132
18	2.102	2:19.526	18	2.614	2:13.152	18	2.714	2:08.981	18	1.244	1:55.943	18	1.482	1:13.266
26	2.637	2:19.289	26	3.327	2:13.330	26	3.766	2:09.320	26	1.705	1:55.352	26	1.882	1:13.205
74	5.633	2:20.349	74	3.871	2:10.878	74	5.417	2:10.427	74	2.225	1:54.221	74	2.794	1:13.597
82	6.127	2:19.650	82	4.505	2:11.018	82	6.128	2:10.504	82	2.406	1:53.691	82	4.230	1:14.852
75	6.968	2:19.446	75	5.716	2:11.388	75	6.970	2:10.135	75	2.937	1:53.380	75	4.951	1:15.042
11	7.678	2:18.493	11	6.674	2:11.636	11	7.463	2:09.670	11	3.138	1:53.088	11	5.710	1:15.600
88	8.886	2:18.541	88	7.749	2:11.503	88	8.279	2:09.411	88	4.703	1:53.837	24	11.185	1:19.153
24	10.050	2:18.797	24	9.050	2:11.640	24	9.332	2:09.163	24	5.060	1:53.141	88	12.670	1:20.995

Weather / Track : Sunny / Dry

Results can be found at www.tsl-timing.com

Page 2 of 3

Thruxton
 Circuit Length = 2.3560 miles
 Start: 14:46 Flag 15:07 End: 15:08

Printed - 15:09 Saturday, 03 May 2014

2014 Dunlop MSA Formula Ford Championship of Great Britain

ROUND 7 - LAP CHART

LAP 11			LAP 12			LAP 13		
NO	BEHIND	LAP TIME	NO	BEHIND	LAP TIME	NO	BEHIND	LAP TIME
1		1:12.111	1		1:12.083	1		1:12.665
6	0.382	1:12.127	6	0.734	1:12.435	6	0.504	1:12.435
16	0.905	1:12.227	16	1.223	1:12.401	16	0.991	1:12.433
18	1.411	1:12.040	18	1.634	1:12.306	18	1.581	1:12.612
26	2.109	1:12.338	26	2.353	1:12.327	26	2.228	1:12.540
74	3.211	1:12.528	74	3.714	1:12.586	74	3.609	1:12.560
82	5.073	1:12.954	82	6.546	1:13.556	82	7.343	1:13.462
75	7.117	1:14.277	75	9.623	1:14.589	75	11.394	1:14.436
11	8.800	1:15.201	11	11.996	1:15.279	11	15.046	1:15.715
24	14.726	1:15.652	24	19.399	1:16.756	24	23.707	1:16.973
88	19.997	1:19.438	88	27.025	1:19.111	88	33.103	1:18.743

Weather / Track : Sunny / Dry

Results can be found at www.tsl-timing.com

Page 3 of 3

Thruxton
Circuit Length = 2.3560 miles
Start: 14:46 Flag 15:07 End: 15:08

Printed - 15:09 Saturday, 03 May 2014

2014 Dunlop MSA Formula Ford Championship of Great Britain

ROUND 7 - POSITION CHART

No	Name	Lap													
		Pos	1	2	3	4	5	6	7	8	9	10	11	12	13
1	BRABHAM	1	1	1	1	1	1	1	1	1	1	1	1	1	1
2	KRUGER	2	6	6	6	6	6	6	6	6	6	6	6	6	6
18	MARSHALL	3	2	2	16	16	16	16	16	16	16	16	16	16	16
6	SCOTT	4	23	23	2	18	18	18	18	18	18	18	18	18	18
16	SUTTON	5	16	16	26	26	26	26	26	26	26	26	26	26	26
74	ABBOTT	6	18	18	18	74	74	74	74	74	74	74	74	74	74
11	COLLARD	7	26	26	74	2	82	82	82	82	82	82	82	82	82
23	MEALIN	8	82	74	82	11	75	75	75	75	75	75	75	75	75
26	ROSSO	9	74	82	75	82	11	11	11	11	11	11	11	11	11
82	MILLS	10	11	75	11	75	88	88	88	88	88	24	24	24	24
24	IRORO	11	75	11	88	88	24	24	24	24	24	88	88	88	88
75	THOMPSON (G)	12	88	88	24	24									
88	HOLLOWAY	13	24	24											

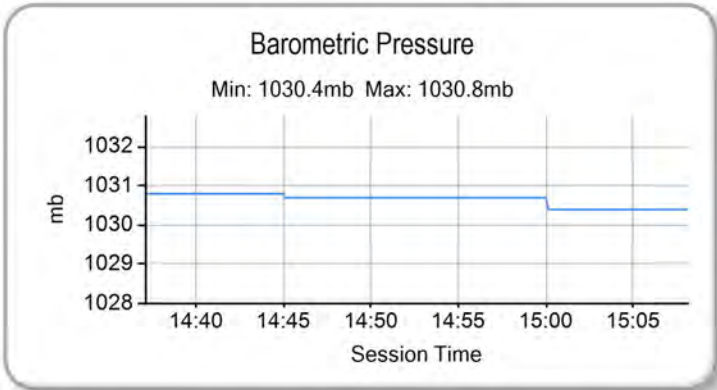
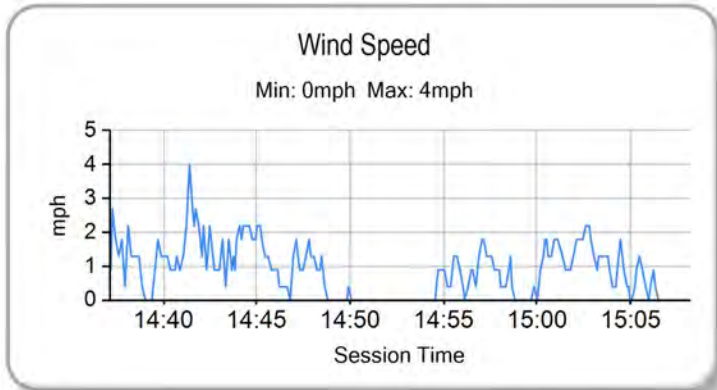
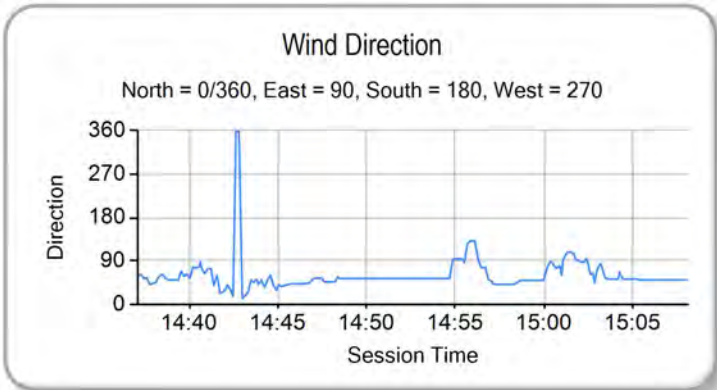
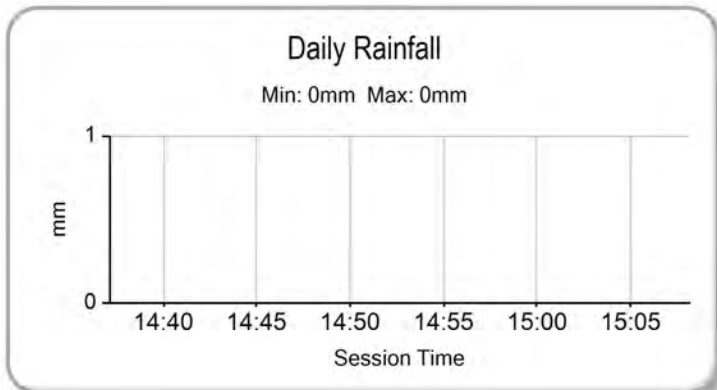
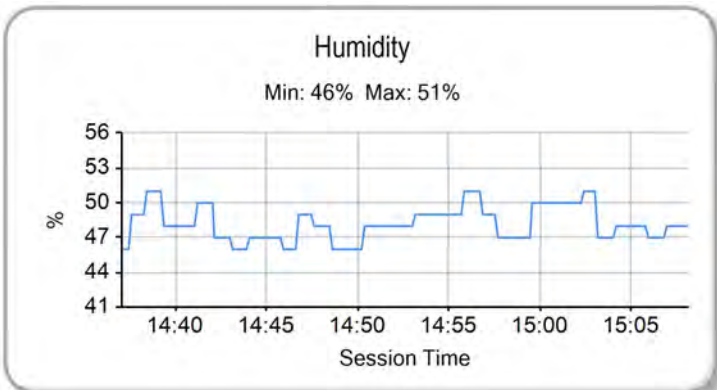
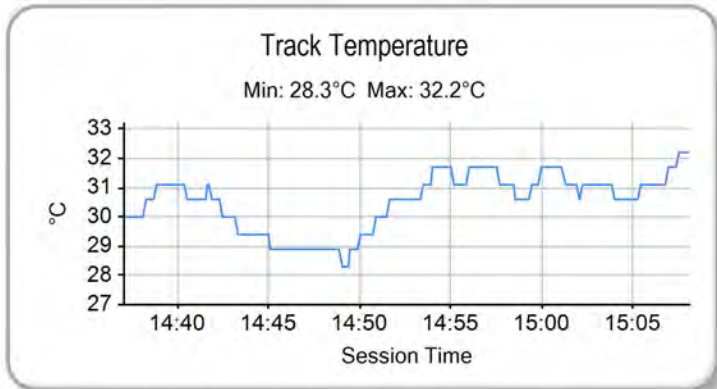
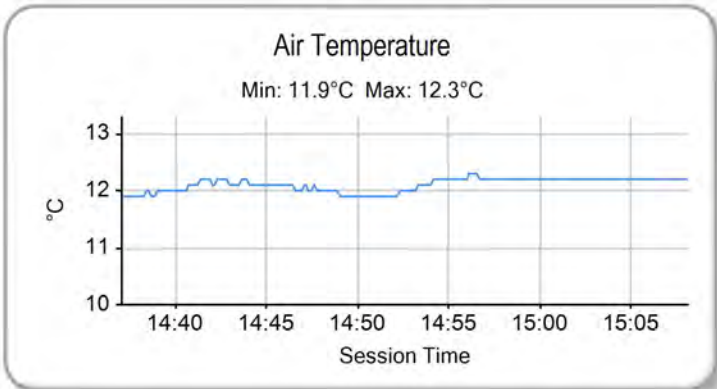
Weather / Track : Sunny / Dry

Results can be found at www.tsl-timing.com

Thruxton
 Circuit Length = 2.3560 miles
 Start: 14:46 Flag 15:07 End: 15:08

Printed - 15:09 Saturday, 03 May 2014

2014 Dunlop MSA Formula Ford Championship of Great Britain
ROUND 7 - WEATHER CONDITIONS



Weather / Track : Sunny / Dry

Thruxton
 Circuit Length = 2.3560 miles
 Start: 14:46 Flag 15:07 End: 15:08

Results can be found at www.tsl-timing.com

Printed - 15:11 Saturday, 03 May 2014



2014 Dunlop MSA Formula Ford Championship of Great Britain

ROUND 8 - GRID - AMENDED

ROW 7	13	23 Chris MEALIN	12	2 Jayde KRUGER
ROW 6	11	88 Greg HOLLOWAY	10	24 Ovie IRORO
ROW 5	9	11 Ricky COLLARD	8	75 Bobby THOMPSON (G)
ROW 4	7	82 Connor MILLS	6	74 James ABBOTT
ROW 3	5	1 Sam BRABHAM	4	6 Harrison SCOTT
ROW 2	3	16 Ashley SUTTON	2	18 Max MARSHALL
ROW 1	1	26 Juan ROSSO Pole		

Thruxton
Circuit Length = 2.3560 miles

These results are provisional until the conclusion of any judicial and technical matters.

Clerk Of Course :		Timekeeper :
-------------------	--	--------------

Results can be found at www.tsl-timing.com

Printed - 16:20 Saturday, 03 May 2014



2014 Dunlop MSA Formula Ford Championship of Great Britain

ROUND 8 - CLASSIFICATION

POS	NO	CL	PIC NAME	NAT	ENTRY	LAPS	TIME	GAP	DIFF	MPH	BEST	ON
1	26		1 Juan ROSSO	ARG	Mygale M13-SJ - Mountune - Radical Motorsport	17	20:37.852			116.48	1:11.914	4
2	18		2 Max MARSHALL	GBR	Mygale M12 SJ - Mountune - JTR	17	20:39.722	1.870	1.870	116.30	1:12.089	5
3	6		3 Harrison SCOTT	GBR	Mygale M13 SJ - Swindon - Falcon Motorsport	17	20:40.418	2.566	0.696	116.24	1:12.013	5
4	16	S	1 Ashley SUTTON	GBR	Mygale M12-SJ - Scholar - Jamun Racing	17	20:40.966	3.114	0.548	116.18	1:12.135	5
5	1		4 Sam BRABHAM	GBR	Mygale M12 SJ - Mountune - JTR	17	20:44.709	6.857	3.743	115.84	1:11.910	5
6	2		5 Jayde KRUGER	RSA	Mygale M12 SJ - Mountune - JTR	17	20:49.804	11.952	5.095	115.36	1:12.403	3
7	74		6 James ABBOTT	GBR	Mygale M13-SJ - Mountune - Radical Motorsport	17	20:50.848	12.996	1.044	115.27	1:12.309	10
8	11	S	2 Ricky COLLARD	GBR	Mygale M12-SJ - Swindon - Falcon Motorsport	17	21:02.374	24.522	11.526	114.21	1:12.898	4
9	82	S	3 Connor MILLS	GBR	Mygale M12-SJ - Scholar - Meridian	17	21:05.571	27.719	3.197	113.93	1:12.890	3
10	75	S	4 Bobby THOMPSON (G)	GBR	Mygale M12-SJ - Scholar - Meridian	17	21:30.356	52.504	24.785	111.74	1:13.725	4
11	24	S	5 Ovie IRORO	NIG	Mygale M12-SJ - Scholar - Richardson Racing	16	20:49.547	1 Lap	1 Lap	108.60	1:14.954	3
12	88		7 Greg HOLLOWAY	AUS	Sinter LA12 - Scholar - SWB Motorsport	16	21:20.136	1 Lap	30.589	106.00	1:18.464	6

FASTEST LAP

1			Sam BRABHAM	GBR	Mygale M12 SJ - Mountune - JTR	5	1:11.910		117.94 mph		189.81 kph
16	S		Ashley SUTTON	GBR	Mygale M12-SJ - Scholar - Jamun Racing	5	1:12.135		117.57 mph		189.22 kph

Weather / Track : Sunny / Dry

These results are provisional until the conclusion of any judicial and technical matters.

Thruxton

Circuit Length = 2.3560 miles

Start: 17:07 Flag 17:28 End: 17:29

Clerk Of Course :

Timekeeper :

Results can be found at www.tsl-timing.com

Printed - 17:31 Saturday, 03 May 2014

2014 Dunlop MSA Formula Ford Championship of Great Britain

ROUND 8 - SECTOR ANALYSIS

SECTOR 1 = FL to I1, SECTOR 2 = I1 to FL, DIFF = Difference To Personal Best Lap

P1		26		Juan ROSSO		Mygale M13-SJ - Mountune - Radical Motorsport			
LAP	SECTOR 1		SECTOR 2		LAP TIME	MPH	DIFF	TIME OF DAY	
1 -		137.7	28.688	108.5	1:17.336	109.67	5.422	17:09:01.481	
2 -	43.657	139.2	28.535	107.3	1:12.192	117.48	0.278	17:10:13.673	
3 -	43.572	139.2	28.593	108.5	1:12.165	117.53	0.251	17:11:25.838	
4 -	43.449	139.2	28.465	109.2	1:11.914 (1)	117.94		17:12:37.752	
5 -	43.549	139.8	28.425	108.5	1:11.974 (3)	117.84	0.060	17:13:49.726	
6 -	43.498	138.9	28.451	108.4	1:11.949 (2)	117.88	0.035	17:15:01.675	
7 -	43.707	138.3	28.271	107.8	1:11.978	117.83	0.064	17:16:13.653	
8 -	43.761	138.3	28.583	108.9	1:12.344	117.24	0.430	17:17:25.997	
9 -	43.646	138.6	28.473	108.4	1:12.119	117.60	0.205	17:18:38.116	
10 -	43.639	138.9	28.622	107.7	1:12.261	117.37	0.347	17:19:50.377	
11 -	43.848	138.3	28.657	108.0	1:12.505	116.97	0.591	17:21:02.882	
12 -	43.743	138.6	28.603	107.7	1:12.346	117.23	0.432	17:22:15.228	
13 -	44.387	137.2	29.120	107.0	1:13.507	115.38	1.593	17:23:28.735	
14 -	44.438	137.5	28.826	108.5	1:13.264	115.76	1.350	17:24:41.999	
15 -	43.880	137.5	28.665	108.2	1:12.545	116.91	0.631	17:25:54.544	
16 -	44.032	137.2	28.886	107.7	1:12.918	116.31	1.004	17:27:07.462	
17 -	44.419	137.7	30.116	93.3	1:14.535	113.79	2.621	17:28:21.997	

P2		18		Max MARSHALL		Mygale M12 SJ - Mountune - JTR			
LAP	SECTOR 1		SECTOR 2		LAP TIME	MPH	DIFF	TIME OF DAY	
1 -		137.7	28.854	108.0	1:18.270	108.36	6.181	17:09:02.415	
2 -	43.768	140.1	28.506	107.8	1:12.274	117.35	0.185	17:10:14.689	
3 -	43.737	140.9	28.371	108.7	1:12.108 (2)	117.62	0.019	17:11:26.797	
4 -	43.608	140.1	28.512	108.7	1:12.120 (3)	117.60	0.031	17:12:38.917	
5 -	43.680	140.3	28.409	108.2	1:12.089 (1)	117.65		17:13:51.006	
6 -	43.783	139.8	28.503	107.5	1:12.286	117.33	0.197	17:15:03.292	
7 -	43.769	139.5	28.500	108.0	1:12.269	117.36	0.180	17:16:15.561	
8 -	44.147	137.7	28.486	108.5	1:12.633	116.77	0.544	17:17:28.194	
9 -	43.881	138.0	28.519	107.8	1:12.400	117.14	0.311	17:18:40.594	
10 -	44.219	138.6	28.435	107.8	1:12.654	116.73	0.565	17:19:53.248	
11 -	43.904	138.9	28.538	108.0	1:12.442	117.08	0.353	17:21:05.690	
12 -	44.270	137.7	28.572	107.3	1:12.842	116.43	0.753	17:22:18.532	
13 -	44.034	137.7	29.136	106.6	1:13.170	115.91	1.081	17:23:31.702	
14 -	44.709	138.9	28.659	107.5	1:13.368	115.60	1.279	17:24:45.070	
15 -	44.337	138.3	28.425	108.5	1:12.762	116.56	0.673	17:25:57.832	
16 -	44.652	137.7	28.576	108.2	1:13.228	115.82	1.139	17:27:11.060	
17 -	44.171	137.5	28.636	108.0	1:12.807	116.49	0.718	17:28:23.867	

P3		6		Harrison SCOTT		Mygale M13 SJ - Swindon - Falcon Motorsport			
LAP	SECTOR 1		SECTOR 2		LAP TIME	MPH	DIFF	TIME OF DAY	
1 -		138.0	28.611	109.8	1:18.557	107.96	6.544	17:09:02.702	
2 -	43.790	140.1	28.575	108.9	1:12.365	117.20	0.352	17:10:15.067	
3 -	43.894	139.5	28.511	108.0	1:12.405	117.14	0.392	17:11:27.472	
4 -	43.583	139.5	28.623	108.5	1:12.206 (3)	117.46	0.193	17:12:39.678	
5 -	43.568	140.1	28.445	107.8	1:12.013 (1)	117.77		17:13:51.691	
6 -	43.760	138.9	28.657	108.5	1:12.417	117.12	0.404	17:15:04.108	
7 -	43.623	139.8	28.540	108.7	1:12.163 (2)	117.53	0.150	17:16:16.271	
8 -	43.795	138.6	28.775	108.5	1:12.570	116.87	0.557	17:17:28.841	
9 -	43.796	138.0	28.601	108.5	1:12.397	117.15	0.384	17:18:41.238	
10 -	43.973	136.9	28.611	108.4	1:12.584	116.85	0.571	17:19:53.822	
11 -	43.886	137.5	28.708	108.9	1:12.594	116.83	0.581	17:21:06.416	
12 -	43.956	137.5	28.756	108.5	1:12.712	116.64	0.699	17:22:19.128	
13 -	43.979	138.6	28.728	108.5	1:12.707	116.65	0.694	17:23:31.835	
14 -	45.405	137.5	28.634	109.2	1:14.039	114.55	2.026	17:24:45.874	
15 -	43.952	139.2	28.640	108.7	1:12.592	116.83	0.579	17:25:58.466	
16 -	44.307	136.9	28.993	109.8	1:13.300	115.71	1.287	17:27:11.766	
17 -	43.987	138.0	28.810	108.4	1:12.797	116.51	0.784	17:28:24.563	

Weather / Track : Sunny / Dry

Thruxton
Circuit Length = 2.3560 miles
Start: 17:07 Flag 17:28 End: 17:29

2014 Dunlop MSA Formula Ford Championship of Great Britain

ROUND 8 - SECTOR ANALYSIS

SECTOR 1 = FL to I1, SECTOR 2 = I1 to FL, DIFF = Difference To Personal Best Lap

P4		16 S		Ashley SUTTON		Mygale M12-SJ - Scholar - Jamun Racing		
LAP	SECTOR 1		SECTOR 2		LAP TIME	MPH	DIFF	TIME OF DAY
1 -		137.7	29.590	107.2	1:19.773	106.32	7.638	17:09:03.918
2 -	44.047	139.2	28.592	109.4	1:12.639	116.76	0.504	17:10:16.557
3 -	43.719	139.8	28.490	109.1	1:12.209 (2)	117.45	0.074	17:11:28.766
4 -	43.656	139.5	28.714	109.8	1:12.370	117.19	0.235	17:12:41.136
5 -	43.614	139.5	28.521	108.0	1:12.135 (1)	117.57		17:13:53.271
6 -	43.621	138.3	28.807	109.1	1:12.428	117.10	0.293	17:15:05.699
7 -	43.718	138.6	28.504	108.7	1:12.222 (3)	117.43	0.087	17:16:17.921
8 -	43.764	138.3	28.709	109.1	1:12.473	117.03	0.338	17:17:30.394
9 -	43.760	138.3	28.742	108.9	1:12.502	116.98	0.367	17:18:42.896
10 -	43.757	138.6	28.681	108.2	1:12.438	117.08	0.303	17:19:55.334
11 -	43.902	137.7	28.688	109.4	1:12.590	116.84	0.455	17:21:07.924
12 -	43.811	137.7	28.748	108.2	1:12.559	116.89	0.424	17:22:20.483
13 -	43.996	138.3	28.962	107.8	1:12.958	116.25	0.823	17:23:33.441
14 -	44.572	138.0	28.691	108.5	1:13.263	115.76	1.128	17:24:46.704
15 -	43.882	138.0	28.690	108.9	1:12.572	116.87	0.437	17:25:59.276
16 -	43.829	138.3	28.895	110.0	1:12.724	116.62	0.589	17:27:12.000
17 -	44.225	138.0	28.886	108.2	1:13.111	116.01	0.976	17:28:25.111

P5		1		Sam BRABHAM		Mygale M12 SJ - Mountune - JTR		
LAP	SECTOR 1		SECTOR 2		LAP TIME	MPH	DIFF	TIME OF DAY
1 -		138.3	29.148	106.6	1:19.606	106.54	7.696	17:09:03.751
2 -	43.750	140.1	28.648	110.0	1:12.398	117.15	0.488	17:10:16.149
3 -	43.732	139.8	28.551	110.1	1:12.283	117.33	0.373	17:11:28.432
4 -	43.583	140.3	28.491	110.5	1:12.074 (2)	117.67	0.164	17:12:40.506
5 -	43.683	140.3	28.227	110.0	1:11.910 (1)	117.94		17:13:52.416
6 -	43.807	140.1	28.453	110.7	1:12.260 (3)	117.37	0.350	17:15:04.676
7 -	43.780	138.9	28.503	110.5	1:12.283	117.33	0.373	17:16:16.959
8 -	43.837	138.9	28.530	110.1	1:12.367	117.20	0.457	17:17:29.326
9 -	43.976	138.6	28.500	110.5	1:12.476	117.02	0.566	17:18:41.802
10 -	43.927	139.2	28.639	109.4	1:12.566	116.88	0.656	17:19:54.368
11 -	44.125	138.9	28.746	110.0	1:12.871	116.39	0.961	17:21:07.239
12 -	44.211	138.6	28.545	110.5	1:12.756	116.57	0.846	17:22:19.995
13 -	44.104	138.6	28.523	110.7	1:12.627	116.78	0.717	17:23:32.622
14 -	45.757	138.9	28.563	111.1	1:14.320	114.12	2.410	17:24:46.942
15 -	44.224	138.9	28.774	110.7	1:12.998	116.18	1.088	17:25:59.940
16 -	44.371	138.0	29.453	110.3	1:13.824	114.88	1.914	17:27:13.764
17 -	44.257	137.7	30.833	101.3	1:15.090	112.95	3.180	17:28:28.854

P6		2		Jayde KRUGER		Mygale M12 SJ - Mountune - JTR		
LAP	SECTOR 1		SECTOR 2		LAP TIME	MPH	DIFF	TIME OF DAY
1 -		136.6	29.119	110.0	1:20.809	104.95	8.406	17:09:04.954
2 -	44.502	137.5	29.826	106.6	1:14.328	114.11	1.925	17:10:19.282
3 -	44.066	138.0	28.337	110.0	1:12.403 (1)	117.14		17:11:31.685
4 -	43.968	137.7	28.581	109.4	1:12.549 (2)	116.90	0.146	17:12:44.234
5 -	45.013	136.3	28.855	108.7	1:13.868	114.82	1.465	17:13:58.102
6 -	43.949	136.6	28.666	108.9	1:12.615	116.80	0.212	17:15:10.717
7 -	43.952	136.9	28.610	109.1	1:12.562 (3)	116.88	0.159	17:16:23.279
8 -	43.889	136.6	28.771	109.8	1:12.660	116.73	0.257	17:17:35.939
9 -	43.923	136.6	29.025	109.1	1:12.948	116.26	0.545	17:18:48.887
10 -	43.969	136.6	29.016	108.7	1:12.985	116.21	0.582	17:20:01.872
11 -	44.043	137.2	28.649	108.7	1:12.692	116.67	0.289	17:21:14.564
12 -	44.022	136.9	28.763	108.9	1:12.785	116.52	0.382	17:22:27.349
13 -	44.170	136.6	28.831	108.5	1:13.001	116.18	0.598	17:23:40.350
14 -	43.936	137.5	28.626	109.2	1:12.562 (3)	116.88	0.159	17:24:52.912
15 -	44.233	136.6	28.942	108.2	1:13.175	115.90	0.772	17:26:06.087
16 -	44.290	134.7	29.464	108.9	1:13.754	114.99	1.351	17:27:19.841
17 -	44.432	136.9	29.676	105.6	1:14.108	114.44	1.705	17:28:33.949

Weather / Track : Sunny / Dry

Thruxton
Circuit Length = 2.3560 miles
Start: 17:07 Flag 17:28 End: 17:29

2014 Dunlop MSA Formula Ford Championship of Great Britain

ROUND 8 - SECTOR ANALYSIS

SECTOR 1 = FL to I1, SECTOR 2 = I1 to FL, DIFF = Difference To Personal Best Lap

P7		74		James ABBOTT		Mygale M13-SJ - Mountune - Radical Motorsport		
LAP	SECTOR 1		SECTOR 2		LAP TIME	MPH	DIFF	TIME OF DAY
1 -		137.5	29.254	105.8	1:19.973	106.05	7.664	17:09:04.118
2 -	44.884	139.2	30.368	104.5	1:15.252	112.70	2.943	17:10:19.370
3 -	44.824	138.6	29.381	108.4	1:14.205	114.29	1.896	17:11:33.575
4 -	44.085	136.9	28.926	108.5	1:13.011	116.16	0.702	17:12:46.586
5 -	43.994	138.0	28.792	109.8	1:12.786	116.52	0.477	17:13:59.372
6 -	44.566	138.0	29.108	106.3	1:13.674	115.12	1.365	17:15:13.046
7 -	44.048	138.6	28.660	108.5	1:12.708	116.65	0.399	17:16:25.754
8 -	43.694	138.3	28.769	108.7	1:12.463	117.04	0.154	17:17:38.217
9 -	43.727	138.3	28.620	109.2	1:12.347 (2)	117.23	0.038	17:18:50.564
10 -	43.621	138.0	28.688	108.4	1:12.309 (1)	117.29		17:20:02.873
11 -	43.853	137.5	28.564	108.9	1:12.417 (3)	117.12	0.108	17:21:15.290
12 -	44.100	137.7	28.728	109.1	1:12.828	116.46	0.519	17:22:28.118
13 -	44.004	136.3	28.711	108.9	1:12.715	116.64	0.406	17:23:40.833
14 -	44.101	137.7	28.699	108.7	1:12.800	116.50	0.491	17:24:53.633
15 -	44.266	136.9	28.782	109.1	1:13.048	116.11	0.739	17:26:06.681
16 -	45.041	136.9	28.855	107.7	1:13.896	114.77	1.587	17:27:20.577
17 -	44.421	138.0	29.995	94.3	1:14.416	113.97	2.107	17:28:34.993

P8		11 S		Ricky COLLARD		Mygale M12-SJ - Swindon - Falcon Motorsport		
LAP	SECTOR 1		SECTOR 2		LAP TIME	MPH	DIFF	TIME OF DAY
1 -		133.9	29.466	108.7	1:21.373	104.23	8.475	17:09:05.518
2 -	44.427	135.0	29.477	107.5	1:13.904	114.76	1.006	17:10:19.422
3 -	44.449	137.2	29.222	108.4	1:13.671	115.12	0.773	17:11:33.093
4 -	44.098	136.1	28.800	108.9	1:12.898 (1)	116.34		17:12:45.991
5 -	44.138	136.3	29.379	110.1	1:13.517	115.36	0.619	17:13:59.508
6 -	44.777	136.6	29.054	108.2	1:13.831	114.87	0.933	17:15:13.339
7 -	44.715	136.1	28.837	106.6	1:13.552	115.31	0.654	17:16:26.891
8 -	44.454	136.1	29.189	109.1	1:13.643	115.17	0.745	17:17:40.534
9 -	44.151	136.1	29.330	108.9	1:13.481 (3)	115.42	0.583	17:18:54.015
10 -	44.357	135.0	29.294	108.5	1:13.651	115.15	0.753	17:20:07.666
11 -	44.414	135.5	29.147	108.4	1:13.561	115.30	0.663	17:21:21.227
12 -	44.469	135.8	29.378	108.0	1:13.847	114.85	0.949	17:22:35.074
13 -	44.313	135.8	29.162	109.1	1:13.475 (2)	115.43	0.577	17:23:48.549
14 -	44.324	136.1	29.699	108.5	1:14.023	114.58	1.125	17:25:02.572
15 -	44.432	135.8	29.642	108.7	1:14.074	114.50	1.176	17:26:16.646
16 -	44.484	135.2	29.247	107.8	1:13.731	115.03	0.833	17:27:30.377
17 -	45.692	132.3	30.450	92.1	1:16.142	111.39	3.244	17:28:46.519

P9		82 S		Connor MILLS		Mygale M12-SJ - Scholar - Meridian		
LAP	SECTOR 1		SECTOR 2		LAP TIME	MPH	DIFF	TIME OF DAY
1 -		137.5	29.001	110.1	1:20.196	105.76	7.306	17:09:04.341
2 -	44.404	139.2	28.959	109.8	1:13.363 (3)	115.61	0.473	17:10:17.704
3 -	44.060	138.3	28.830	110.5	1:12.890 (1)	116.36		17:11:30.594
4 -	44.142	138.0	28.972	109.8	1:13.114 (2)	116.00	0.224	17:12:43.708
5 -	46.036	138.3	29.423	108.7	1:15.459	112.40	2.569	17:13:59.167
6 -	44.638	137.2	29.515	107.5	1:14.153	114.37	1.263	17:15:13.320
7 -	45.150	137.2	29.242	110.1	1:14.392	114.01	1.502	17:16:27.712
8 -	44.775	137.2	29.085	110.3	1:13.860	114.83	0.970	17:17:41.572
9 -	44.337	137.5	29.263	109.8	1:13.600	115.23	0.710	17:18:55.172
10 -	44.522	136.9	29.313	110.3	1:13.835	114.87	0.945	17:20:09.007
11 -	44.438	137.7	29.279	109.6	1:13.717	115.05	0.827	17:21:22.724
12 -	44.365	137.5	29.295	110.3	1:13.660	115.14	0.770	17:22:36.384
13 -	44.290	137.7	29.267	110.0	1:13.557	115.30	0.667	17:23:49.941
14 -	44.587	136.6	29.743	110.0	1:14.330	114.10	1.440	17:25:04.271
15 -	45.340	134.7	29.899	109.6	1:15.239	112.72	2.349	17:26:19.510
16 -	44.803	135.8	29.906	108.9	1:14.709	113.52	1.819	17:27:34.219
17 -	45.196	133.6	30.301	108.9	1:15.497	112.34	2.607	17:28:49.716

Weather / Track : Sunny / Dry

Thruxton
Circuit Length = 2.3560 miles
Start: 17:07 Flag 17:28 End: 17:29

2014 Dunlop MSA Formula Ford Championship of Great Britain

ROUND 8 - SECTOR ANALYSIS

SECTOR 1 = FL to I1, SECTOR 2 = I1 to FL, DIFF = Difference To Personal Best Lap

P10		75 S		Bobby THOMPSON (G)		Mygale M12-SJ - Scholar - Meridian			
LAP	SECTOR 1		SECTOR 2		LAP TIME	MPH	DIFF	TIME OF DAY	
1 -		135.8	29.780	107.8	1:21.799	103.68	8.074	17:09:05.944	
2 -	45.070	135.0	29.601	107.2	1:14.671	113.58	0.946	17:10:20.615	
3 -	44.437	136.1	29.544	106.3	1:13.981 (2)	114.64	0.256	17:11:34.596	
4 -	44.296	135.0	29.429	106.6	1:13.725 (1)	115.04		17:12:48.321	
5 -	44.509	136.1	29.641	107.5	1:14.150	114.38	0.425	17:14:02.471	
6 -	44.599	135.5	29.472	106.8	1:14.071	114.50	0.346	17:15:16.542	
7 -	44.593	135.2	29.962	106.1	1:14.555	113.76	0.830	17:16:31.097	
8 -	44.894	135.2	29.422	108.0	1:14.316	114.12	0.591	17:17:45.413	
9 -	44.881	134.7	29.441	108.2	1:14.322	114.11	0.597	17:18:59.735	
10 -	44.608	135.8	29.595	107.8	1:14.203	114.30	0.478	17:20:13.938	
11 -	44.606	136.3	29.397	107.3	1:14.003 (3)	114.61	0.278	17:21:27.941	
12 -	44.760	136.1	29.265	106.1	1:14.025	114.57	0.300	17:22:41.966	
13 -	45.050	135.5	29.414	106.8	1:14.464	113.90	0.739	17:23:56.430	
14 -	44.935	135.0	29.552	106.1	1:14.487	113.86	0.762	17:25:10.917	
15 -	45.024	135.2	29.473	107.2	1:14.497	113.85	0.772	17:26:25.414	
16 -	45.177	134.4	30.164	101.6	1:15.341	112.57	1.616	17:27:40.755	
17 -	45.328	134.4	48.418		1:33.746	90.47	20.021	17:29:14.501	

P11		24 S		Ovie IRORO		Mygale M12-SJ - Scholar - Richardson Racing			
LAP	SECTOR 1		SECTOR 2		LAP TIME	MPH	DIFF	TIME OF DAY	
1 -		134.7	29.971	99.2	1:23.038	102.14	8.084	17:09:07.183	
2 -	46.019	130.8	30.289	106.6	1:16.308	111.14	1.354	17:10:23.491	
3 -	44.827	136.1	30.127	103.7	1:14.954 (1)	113.15		17:11:38.445	
4 -	45.791	134.7	29.902	107.5	1:15.693 (3)	112.05	0.739	17:12:54.138	
5 -	45.130	134.4	29.986	106.8	1:15.116 (2)	112.91	0.162	17:14:09.254	
6 -	46.237	134.4	30.813	106.5	1:17.050	110.07	2.096	17:15:26.304	
7 -	46.590	133.4	30.710	106.6	1:17.300	109.72	2.346	17:16:43.604	
8 -	46.102	133.6	29.687	107.3	1:15.789	111.91	0.835	17:17:59.393	
9 -	47.197	131.5	31.327	107.2	1:18.524	108.01	3.570	17:19:17.917	
10 -	47.090	132.6	30.534	107.0	1:17.624	109.26	2.670	17:20:35.541	
11 -	47.599	130.0	31.159	107.2	1:18.758	107.69	3.804	17:21:54.299	
12 -	48.215	130.3	30.898	106.6	1:19.113	107.20	4.159	17:23:13.412	
13 -	48.505	128.8	31.243	107.0	1:19.748	106.35	4.794	17:24:33.160	
14 -	48.381	130.0	31.755	105.8	1:20.136	105.84	5.182	17:25:53.296	
15 -	49.315	109.6	32.811	105.6	1:22.126	103.27	7.172	17:27:15.422	
16 -	47.968	132.6	30.302	105.6	1:18.270	108.36	3.316	17:28:33.692	

P12		88		Greg HOLLOWAY		Sinter LA12 - Scholar - SWB Motorsport			
LAP	SECTOR 1		SECTOR 2		LAP TIME	MPH	DIFF	TIME OF DAY	
1 -		130.8	31.674	105.1	1:26.464	98.09	8.000	17:09:10.609	
2 -	47.964	130.8	31.454	105.6	1:19.418	106.79	0.954	17:10:30.027	
3 -	47.609	129.8	31.257	105.5	1:18.866	107.54	0.402	17:11:48.893	
4 -	47.612	131.8	31.476	106.1	1:19.088	107.24	0.624	17:13:07.981	
5 -	47.683	129.0	31.491	105.8	1:19.174	107.12	0.710	17:14:27.155	
6 -	47.277	130.0	31.187	106.0	1:18.464 (1)	108.09		17:15:45.619	
7 -	47.382	131.0	31.309	105.6	1:18.691 (2)	107.78	0.227	17:17:04.310	
8 -	47.161	130.3	31.537	105.1	1:18.698 (3)	107.77	0.234	17:18:23.008	
9 -	47.985	130.0	31.118	105.3	1:19.103	107.22	0.639	17:19:42.111	
10 -	47.601	130.0	31.250	105.6	1:18.851	107.56	0.387	17:21:00.962	
11 -	50.783	103.5	32.071	104.5	1:22.854	102.36	4.390	17:22:23.816	
12 -	48.901	121.5	31.588	104.3	1:20.489	105.37	2.025	17:23:44.305	
13 -	47.735	129.5	31.989	106.0	1:19.724	106.38	1.260	17:25:04.029	
14 -	49.321	130.5	31.296	105.0	1:20.617	105.20	2.153	17:26:24.646	
15 -	48.540	130.5	31.471	105.1	1:20.011	106.00	1.547	17:27:44.657	
16 -	47.374	130.8	32.250	103.2	1:19.624	106.52	1.160	17:29:04.281	

Weather / Track : Sunny / Dry

Thruxton
Circuit Length = 2.3560 miles
Start: 17:07 Flag 17:28 End: 17:29

2014 Dunlop MSA Formula Ford Championship of Great Britain

ROUND 8 - BEST SPEEDS

POS	SECTOR 1			SECTOR 2			FINISH LINE		
	NO	NAME	MPH	NO	NAME	MPH	NO	NAME	MPH
1	18	Max MARSHALL	140.9				1	Sam BRABHAM	111.1
2	1	Sam BRABHAM	140.3				82	Connor MILLS	110.5
3	6	Harrison SCOTT	140.1				11	Ricky COLLARD	110.1
4	26	Juan ROSSO	139.8				2	Jayde KRUGER	110.0
5	16	Ashley SUTTON	139.8				16	Ashley SUTTON	110.0
6	74	James ABBOTT	139.2				6	Harrison SCOTT	109.8
7	82	Connor MILLS	139.2				74	James ABBOTT	109.8
8	2	Jayde KRUGER	138.0				26	Juan ROSSO	109.2
9	11	Ricky COLLARD	137.2				18	Max MARSHALL	108.7
10	75	Bobby THOMPSON (G)	136.3				75	Bobby THOMPSON (G)	108.2
11	24	Ovie IRORO	136.1				24	Ovie IRORO	107.5
12	88	Greg HOLLOWAY	131.8				88	Greg HOLLOWAY	106.1

Weather / Track : Sunny / Dry

Results can be found at www.tsl-timing.com

Thruxton
Circuit Length = 2.3560 miles
Start: 17:07 Flag 17:28 End: 17:29

Printed - 17:30 Saturday, 03 May 2014

2014 Dunlop MSA Formula Ford Championship of Great Britain

ROUND 8 - BEST SECTORS

SECTOR 1			SECTOR 2			IDEAL / BEST COMPARISON						
POS	NO	NAME	TIME	NO	NAME	TIME	POS	NO	NAME	IDEAL	BEST	DIFF
1	26	ROSSO	43.449	1	BRABHAM	28.227			PERFECT LAP	1:11.676		
2	6	SCOTT	43.568	26	ROSSO	28.271	1	26	ROSSO	1:11.720	1:11.914	0.194
3	1	BRABHAM	43.583	2	KRUGER	28.337	2	1	BRABHAM	1:11.810	1:11.910	0.100
4	18	MARSHALL	43.608	18	MARSHALL	28.371	3	18	MARSHALL	1:11.979	1:12.089	0.110
5	16	SUTTON	43.614	6	SCOTT	28.445	4	6	SCOTT	1:12.013	1:12.013	0.000
6	74	ABBOTT	43.621	16	SUTTON	28.490	5	16	SUTTON	1:12.104	1:12.135	0.031
7	2	KRUGER	43.889	74	ABBOTT	28.564	6	74	ABBOTT	1:12.185	1:12.309	0.124
8	82	MILLS	44.060	11	COLLARD	28.800	7	2	KRUGER	1:12.226	1:12.403	0.177
9	11	COLLARD	44.098	82	MILLS	28.830	8	82	MILLS	1:12.890	1:12.890	0.000
10	75	THOMPSON (G)	44.296	75	THOMPSON (G)	29.265	9	11	COLLARD	1:12.898	1:12.898	0.000
11	24	IRORO	44.827	24	IRORO	29.687	10	75	THOMPSON (G)	1:13.561	1:13.725	0.164
12	88	HOLLOWAY	47.161	88	HOLLOWAY	31.118	11	24	IRORO	1:14.514	1:14.954	0.440
							12	88	HOLLOWAY	1:18.279	1:18.464	0.185

Weather / Track : Sunny / Dry

Results can be found at www.tsl-timing.com

Thruxton
 Circuit Length = 2.3560 miles
 Start: 17:07 Flag 17:28 End: 17:29

Printed - 17:29 Saturday, 03 May 2014

2014 Dunlop MSA Formula Ford Championship of Great Britain

ROUND 8 - LAP CHART

LAP 1			LAP 2			LAP 3			LAP 4			LAP 5		
NO	BEHIND	LAP TIME	NO	BEHIND	LAP TIME	NO	BEHIND	LAP TIME	NO	BEHIND	LAP TIME	NO	BEHIND	LAP TIME
26		1:17.336	26		1:12.192	26		1:12.165	26		1:11.914	26		1:11.974
18	0.934	1:18.270	18	1.016	1:12.274	18	0.959	1:12.108	18	1.165	1:12.120	18	1.280	1:12.089
6	1.221	1:18.557	6	1.394	1:12.365	6	1.634	1:12.405	6	1.926	1:12.206	6	1.965	1:12.013
1	2.270	1:19.606	1	2.476	1:12.398	1	2.594	1:12.283	1	2.754	1:12.074	1	2.690	1:11.910
16	2.437	1:19.773	16	2.884	1:12.639	16	2.928	1:12.209	16	3.384	1:12.370	16	3.545	1:12.135
74	2.637	1:19.973	82	4.031	1:13.363	82	4.756	1:12.890	82	5.956	1:13.114	2	8.376	1:13.868
82	2.860	1:20.196	2	5.609	1:14.328	2	5.847	1:12.403	2	6.482	1:12.549	82	9.441	1:15.459
2	3.473	1:20.809	74	5.697	1:15.252	11	7.255	1:13.671	11	8.239	1:12.898	74	9.646	1:12.786
11	4.037	1:21.373	11	5.749	1:13.904	74	7.737	1:14.205	74	8.834	1:13.011	11	9.782	1:13.517
75	4.463	1:21.799	75	6.942	1:14.671	75	8.758	1:13.981	75	10.569	1:13.725	75	12.745	1:14.150
24	5.702	1:23.038	24	9.818	1:16.308	24	12.607	1:14.954	24	16.386	1:15.693	24	19.528	1:15.116
88	9.128	1:26.464	88	16.354	1:19.418	88	23.055	1:18.866	88	30.229	1:19.088	88	37.429	1:19.174

Weather / Track : Sunny / Dry

2014 Dunlop MSA Formula Ford Championship of Great Britain

ROUND 8 - LAP CHART

LAP 6			LAP 7			LAP 8			LAP 9			LAP 10		
NO	BEHIND	LAP TIME	NO	BEHIND	LAP TIME	NO	BEHIND	LAP TIME	NO	BEHIND	LAP TIME	NO	BEHIND	LAP TIME
26		1:11.949	26		1:11.978	26		1:12.344	26		1:12.119	26		1:12.261
18	1.617	1:12.286	18	1.908	1:12.269	18	2.197	1:12.633	18	2.478	1:12.400	18	2.871	1:12.654
6	2.433	1:12.417	6	2.618	1:12.163	6	2.844	1:12.570	6	3.122	1:12.397	6	3.445	1:12.584
1	3.001	1:12.260	1	3.306	1:12.283	1	3.329	1:12.367	1	3.686	1:12.476	1	3.991	1:12.566
16	4.024	1:12.428	16	4.268	1:12.222	16	4.397	1:12.473	16	4.780	1:12.502	16	4.957	1:12.438
2	9.042	1:12.615	2	9.626	1:12.562	2	9.942	1:12.660	2	10.771	1:12.948	2	11.495	1:12.985
74	11.371	1:13.674	74	12.101	1:12.708	74	12.220	1:12.463	74	12.448	1:12.347	74	12.496	1:12.309
82	11.645	1:14.153	11	13.238	1:13.552	11	14.537	1:13.643	11	15.899	1:13.481	11	17.289	1:13.651
11	11.664	1:13.831	82	14.059	1:14.392	82	15.575	1:13.860	82	17.056	1:13.600	82	18.630	1:13.835
75	14.867	1:14.071	75	17.444	1:14.555	75	19.416	1:14.316	75	21.619	1:14.322	75	23.561	1:14.203
24	24.629	1:17.050	24	29.951	1:17.300	24	33.396	1:15.789	24	39.801	1:18.524	24	45.164	1:17.624
88	43.944	1:18.464	88	50.657	1:18.691	88	57.011	1:18.698	88	1:03.995	1:19.103	88	1:10.585	1:18.851

Weather / Track : Sunny / Dry

Results can be found at www.tsl-timing.com

Page 2 of 4

Thruxton
 Circuit Length = 2.3560 miles
 Start: 17:07 Flag 17:28 End: 17:29

Printed - 17:30 Saturday, 03 May 2014

2014 Dunlop MSA Formula Ford Championship of Great Britain

ROUND 8 - LAP CHART

LAP 11			LAP 12			LAP 13			LAP 14			LAP 15		
NO	BEHIND	LAP TIME	NO	BEHIND	LAP TIME	NO	BEHIND	LAP TIME	NO	BEHIND	LAP TIME	NO	BEHIND	LAP TIME
26		1:12.505	26		1:12.346	26		1:13.507	26		1:13.264	26		1:12.545
18	2.808	1:12.442	18	3.304	1:12.842	18	2.967	1:13.170	18	3.071	1:13.368	18	3.288	1:12.762
6	3.534	1:12.594	6	3.900	1:12.712	6	3.100	1:12.707	6	3.875	1:14.039	6	3.922	1:12.592
1	4.357	1:12.871	1	4.767	1:12.756	1	3.887	1:12.627	16	4.705	1:13.263	16	4.732	1:12.572
16	5.042	1:12.590	16	5.255	1:12.559	16	4.706	1:12.958	1	4.943	1:14.320	1	5.396	1:12.998
2	11.682	1:12.692	88	1 Lap	1:22.854	2	11.615	1:13.001	2	10.913	1:12.562	2	11.543	1:13.175
74	12.408	1:12.417	2	12.121	1:12.785	74	12.098	1:12.715	74	11.634	1:12.800	74	12.137	1:13.048
11	18.345	1:13.561	74	12.890	1:12.828	88	1 Lap	1:20.489	11	20.573	1:14.023	11	22.102	1:14.074
82	19.842	1:13.717	11	19.846	1:13.847	11	19.814	1:13.475	88	1 Lap	1:19.724	82	24.966	1:15.239
75	25.059	1:14.003	82	21.156	1:13.660	82	21.206	1:13.557	82	22.272	1:14.330	88	1 Lap	1:20.617
24	51.417	1:18.758	75	26.738	1:14.025	75	27.695	1:14.464	75	28.918	1:14.487	75	30.870	1:14.497
			24	58.184	1:19.113	24	1:04.425	1:19.748	24	1:11.297	1:20.136			

Weather / Track : Sunny / Dry

Results can be found at www.tsl-timing.com

Page 3 of 4

Thruxton
 Circuit Length = 2.3560 miles
 Start: 17:07 Flag 17:28 End: 17:29

Printed - 17:30 Saturday, 03 May 2014

2014 Dunlop MSA Formula Ford Championship of Great Britain

ROUND 8 - LAP CHART

LAP 16			LAP 17		
NO	BEHIND	LAP TIME	NO	BEHIND	LAP TIME
26		1:12.918	26		1:14.535
18	3.598	1:13.228	18	1.870	1:12.807
6	4.304	1:13.300	6	2.566	1:12.797
16	4.538	1:12.724	16	3.114	1:13.111
1	6.302	1:13.824	1	6.857	1:15.090
24	1 Lap	1:22.126	24	1 Lap	1:18.270
2	12.379	1:13.754	2	11.952	1:14.108
74	13.115	1:13.896	74	12.996	1:14.416
11	22.915	1:13.731	11	24.522	1:16.142
82	26.757	1:14.709	82	27.719	1:15.497
75	33.293	1:15.341	88	1 Lap	1:19.624
88	1 Lap	1:20.011	75	52.504	1:33.746

Weather / Track : Sunny / Dry

Results can be found at www.tsl-timing.com

Page 4 of 4

Thruxton
Circuit Length = 2.3560 miles
Start: 17:07 Flag 17:28 End: 17:29

Printed - 17:30 Saturday, 03 May 2014

2014 Dunlop MSA Formula Ford Championship of Great Britain

ROUND 8 - POSITION CHART

No	Name	Lap																	
		Pos	1	2	3	4	5	6	7	8	9	10	11	12	13	14	15	16	17
26	ROSSO	1	26	26	26	26	26	26	26	26	26	26	26	26	26	26	26	26	26
18	MARSHALL	2	18	18	18	18	18	18	18	18	18	18	18	18	18	18	18	18	18
16	SUTTON	3	6	6	6	6	6	6	6	6	6	6	6	6	6	6	6	6	6
6	SCOTT	4	1	1	1	1	1	1	1	1	1	1	1	1	1	16	16	16	16
1	BRABHAM	5	16	16	16	16	16	16	16	16	16	16	16	16	16	1	1	1	1
74	ABBOTT	6	74	82	82	82	2	2	2	2	2	2	2	2	2	2	2	2	2
82	MILLS	7	82	2	2	2	82	74	74	74	74	74	74	74	74	74	74	74	74
75	THOMPSON (G)	8	2	74	11	11	74	82	11	11	11	11	11	11	11	11	11	11	11
11	COLLARD	9	11	11	74	74	11	11	82	82	82	82	82	82	82	82	82	82	82
24	IRORO	10	75	75	75	75	75	75	75	75	75	75	75	75	75	75	75	75	75
88	HOLLOWAY	11	24	24	24	24	24	24	24	24	24	24	24	24	24	24	24	24	24
2	KRUGER	12	88	88	88	88	88	88	88	88	88	88	88	88	88	88	88	88	88

Weather / Track : Sunny / Dry

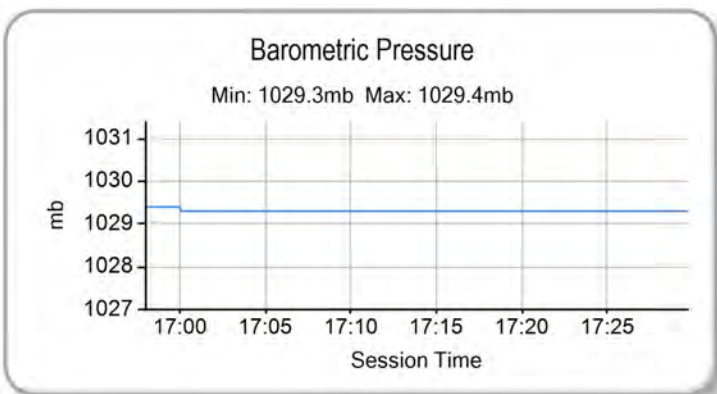
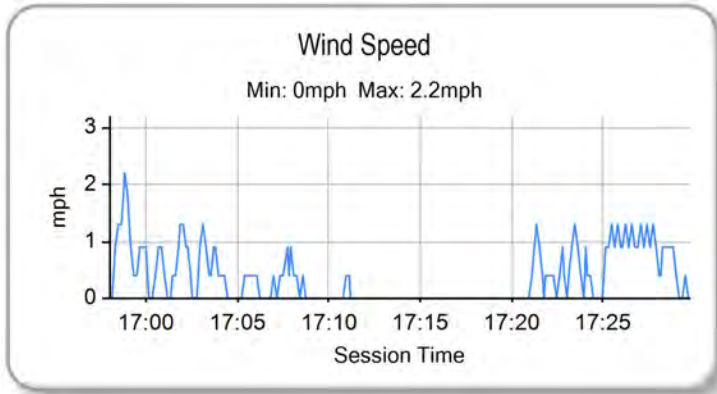
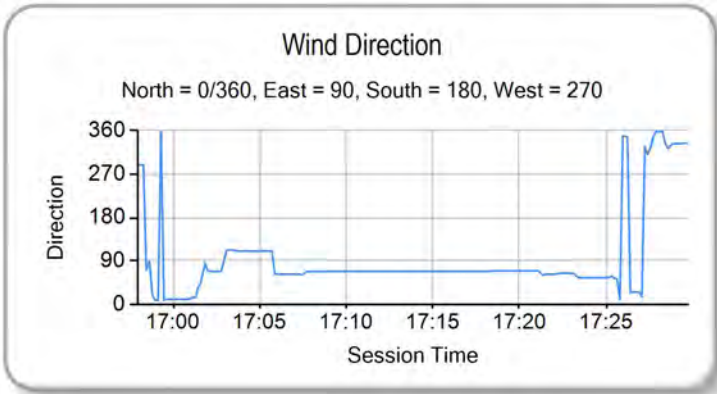
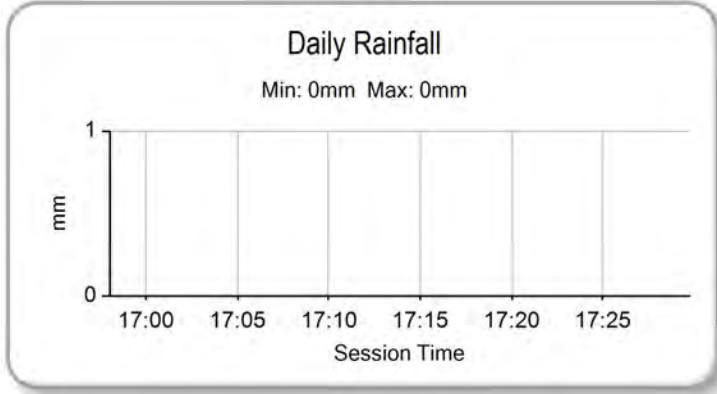
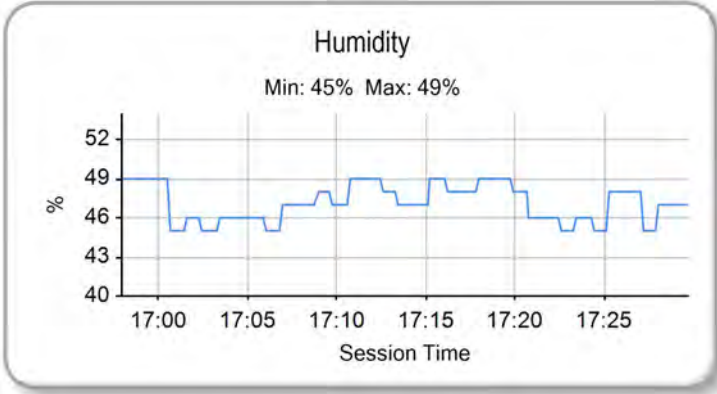
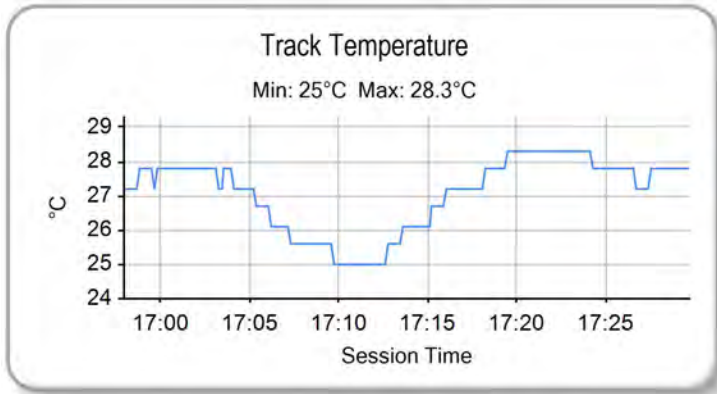
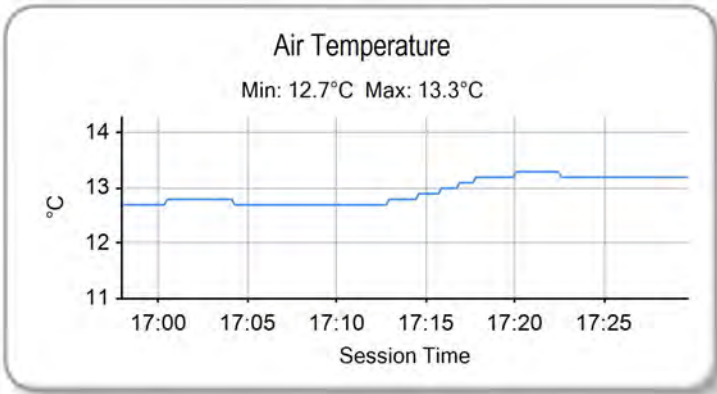
Results can be found at www.tsl-timing.com

Thruxton
 Circuit Length = 2.3560 miles
 Start: 17:07 Flag 17:28 End: 17:29

Printed - 17:30 Saturday, 03 May 2014

2014 Dunlop MSA Formula Ford Championship of Great Britain

ROUND 8 - WEATHER CONDITIONS



Weather / Track : Sunny / Dry

Results can be found at www.tsl-timing.com

Thruxton
 Circuit Length = 2.3560 miles
 Start: 17:07 Flag 17:28 End: 17:29

Printed - 17:31 Saturday, 03 May 2014



2014 Dunlop MSA Formula Ford Championship of Great Britain

ROUND 9 - CLASSIFICATION

POS	NO	CL	PIC NAME	NAT	ENTRY	LAPS	TIME	GAP	DIFF	MPH	BEST	ON
1	1		1 Sam BRABHAM	GBR	Mygale M12 SJ - Mountune - JTR	17	20:48.783			115.46	1:12.789	8
2	2		2 Jayde KRUGER	RSA	Mygale M12 SJ - Mountune - JTR	17	20:49.492	0.709	0.709	115.39	1:12.913	7
3	16	S	1 Ashley SUTTON	GBR	Mygale M12-SJ - Scholar - Jamun Racing	17	20:54.526	5.743	5.034	114.93	1:12.430	6
4	18		3 Max MARSHALL	GBR	Mygale M12 SJ - Mountune - JTR	17	20:54.966	6.183	0.440	114.89	1:12.592	5
5	26		4 Juan ROSSO	ARG	Mygale M13-SJ - Mountune - Radical Motorsport	17	20:56.712	7.929	1.746	114.73	1:12.596	7
6	74		5 James ABBOTT	GBR	Mygale M13-SJ - Mountune - Radical Motorsport	17	20:59.165	10.382	2.453	114.51	1:13.101	13
7	6		6 Harrison SCOTT	GBR	Mygale M13 SJ - Swindon - Falcon Motorsport	17	21:08.414	19.631	9.249	113.67	1:12.875	5
8	11	S	2 Ricky COLLARD	GBR	Mygale M12-SJ - Swindon - Falcon Motorsport	17	21:13.154	24.371	4.740	113.25	1:13.806	3
9	82	S	3 Connor MILLS	GBR	Mygale M12-SJ - Scholar - Meridian	17	21:13.702	24.919	0.548	113.20	1:13.892	3
10	75	S	4 Bobby THOMPSON (G)	GBR	Mygale M12-SJ - Scholar - Meridian	17	21:18.176	29.393	4.474	112.80	1:13.882	7
11	24	S	5 Ovie IRORO	NIG	Mygale M12-SJ - Scholar - Richardson Racing	17	21:55.168	1:06.385	36.992	109.63	1:15.072	3
12	88		7 Greg HOLLOWAY	AUS	Sinter LA12 - Scholar - SWB Motorsport	16	21:05.566	1 Lap	1 Lap	107.22	1:17.628	5

FASTEST LAP

16	S	Ashley SUTTON	GBR	Mygale M12-SJ - Scholar - Jamun Racing	6	1:12.430	117.10 mph	188.45 kph
18		Max MARSHALL	GBR	Mygale M12 SJ - Mountune - JTR	5	1:12.592	116.83 mph	188.03 kph

Weather / Track : Bright / Dry

These results are provisional until the conclusion of any judicial and technical matters.

Thruxton

Circuit Length = 2.3560 miles

Start: 15:18 Flag 15:39 End: 15:40

Clerk Of Course :

Timekeeper :

Results can be found at www.tsl-timing.com

Printed - 15:41 Sunday, 04 May 2014

2014 Dunlop MSA Formula Ford Championship of Great Britain

ROUND 9 - SECTOR ANALYSIS

SECTOR 1 = FL to I1, SECTOR 2 = I1 to FL, DIFF = Difference To Personal Best Lap

P1		1 Sam BRABHAM			Mygale M12 SJ - Mountune - JTR			
LAP	SECTOR 1	SECTOR 2	LAP TIME	MPH	DIFF	TIME OF DAY		
1 -		135.2	29.602	110.0	1:19.015	107.34	6.226	15:19:40.209
2 -	43.892	136.6	29.109	110.1	1:13.001	116.18	0.212	15:20:53.210
3 -	43.866	137.5	29.145	110.0	1:13.011	116.16	0.222	15:22:06.221
4 -	43.954	136.6	28.921	110.0	1:12.875	(2) 116.38	0.086	15:23:19.096
5 -	43.986	137.7	29.013	110.3	1:12.999	116.18	0.210	15:24:32.095
6 -	44.009	137.2	29.060	110.0	1:13.069	116.07	0.280	15:25:45.164
7 -	44.019	136.9	28.988	108.9	1:13.007	116.17	0.218	15:26:58.171
8 -	43.770	138.6	29.019	110.0	1:12.789	(1) 116.52		15:28:10.960
9 -	44.089	137.7	29.171	110.0	1:13.260	115.77	0.471	15:29:24.220
10 -	43.969	137.5	28.940	109.4	1:12.909	(3) 116.33	0.120	15:30:37.129
11 -	44.222	137.7	28.921	110.7	1:13.143	115.95	0.354	15:31:50.272
12 -	44.176	136.3	29.304	108.0	1:13.480	115.42	0.691	15:33:03.752
13 -	44.125	137.2	28.982	109.1	1:13.107	116.01	0.318	15:34:16.859
14 -	44.051	137.7	29.053	109.8	1:13.104	116.02	0.315	15:35:29.963
15 -	44.104	137.7	29.125	110.0	1:13.229	115.82	0.440	15:36:43.192
16 -	44.554	136.3	29.016	110.0	1:13.570	115.28	0.781	15:37:56.762
17 -	44.156	136.9	29.059	107.8	1:13.215	115.84	0.426	15:39:09.977

P2		2 Jayde KRUGER			Mygale M12 SJ - Mountune - JTR			
LAP	SECTOR 1	SECTOR 2	LAP TIME	MPH	DIFF	TIME OF DAY		
1 -		133.9	29.342	109.6	1:19.309	106.94	6.396	15:19:40.503
2 -	44.291	134.7	28.812	110.3	1:13.103	116.02	0.190	15:20:53.606
3 -	44.207	134.2	28.828	110.1	1:13.035	116.13	0.122	15:22:06.641
4 -	44.124	134.7	28.790	110.0	1:12.914	(2) 116.32	0.001	15:23:19.555
5 -	44.106	135.8	28.941	109.8	1:13.047	116.11	0.134	15:24:32.602
6 -	44.164	135.2	28.824	109.8	1:12.988	(3) 116.20	0.075	15:25:45.590
7 -	44.130	135.5	28.783	110.1	1:12.913	(1) 116.32		15:26:58.503
8 -	44.173	135.0	28.880	109.6	1:13.053	116.10	0.140	15:28:11.556
9 -	44.199	135.0	29.001	109.2	1:13.200	115.86	0.287	15:29:24.756
10 -	44.307	135.0	28.931	109.6	1:13.238	115.80	0.325	15:30:37.994
11 -	44.329	135.5	28.976	109.2	1:13.305	115.70	0.392	15:31:51.299
12 -	44.142	134.2	28.999	109.1	1:13.141	115.96	0.228	15:33:04.440
13 -	44.239	135.0	28.862	109.8	1:13.101	116.02	0.188	15:34:17.541
14 -	44.229	135.2	28.837	109.8	1:13.066	116.08	0.153	15:35:30.607
15 -	44.657	134.4	29.002	109.2	1:13.659	115.14	0.746	15:36:44.266
16 -	44.288	135.0	28.859	109.8	1:13.147	115.95	0.234	15:37:57.413
17 -	44.316	135.0	28.957	108.5	1:13.273	115.75	0.360	15:39:10.686

P3		16 S Ashley SUTTON			Mygale M12-SJ - Scholar - Jamun Racing			
LAP	SECTOR 1	SECTOR 2	LAP TIME	MPH	DIFF	TIME OF DAY		
1 -		133.9	29.311	108.7	1:20.362	105.54	7.932	15:19:41.556
2 -	44.120	135.8	29.713	104.8	1:13.833	114.87	1.403	15:20:55.389
3 -	44.479	136.6	29.020	108.5	1:13.499	115.39	1.069	15:22:08.888
4 -	44.033	137.2	28.837	109.4	1:12.870	116.39	0.440	15:23:21.758
5 -	43.791	137.7	28.737	109.1	1:12.528	(2) 116.94	0.098	15:24:34.286
6 -	43.729	137.5	28.701	109.2	1:12.430	(1) 117.10		15:25:46.716
7 -	44.019	137.5	28.723	109.2	1:12.742	(3) 116.59	0.312	15:26:59.458
8 -	44.263	137.5	28.997	108.7	1:13.260	115.77	0.830	15:28:12.718
9 -	44.223	137.7	29.314	108.7	1:13.537	115.33	1.107	15:29:26.255
10 -	44.615	135.8	28.942	108.9	1:13.557	115.30	1.127	15:30:39.812
11 -	44.053	137.2	29.019	108.7	1:13.072	116.07	0.642	15:31:52.884
12 -	44.116	135.2	29.074	108.0	1:13.190	115.88	0.760	15:33:06.074
13 -	44.190	135.5	29.004	109.4	1:13.194	115.87	0.764	15:34:19.268
14 -	44.378	134.4	28.992	109.1	1:13.370	115.60	0.940	15:35:32.638
15 -	44.202	136.1	30.827	96.5	1:15.029	113.04	2.599	15:36:47.667
16 -	45.031	135.8	29.202	109.1	1:14.233	114.25	1.803	15:38:01.900
17 -	44.495	135.2	29.325	107.8	1:13.820	114.89	1.390	15:39:15.720

Weather / Track : Bright / Dry

Thruxton
Circuit Length = 2.3560 miles
Start: 15:18 Flag 15:39 End: 15:40

2014 Dunlop MSA Formula Ford Championship of Great Britain

ROUND 9 - SECTOR ANALYSIS

SECTOR 1 = FL to I1, SECTOR 2 = I1 to FL, DIFF = Difference To Personal Best Lap

P4 18		Max MARSHALL			Mygale M12 SJ - Mountune - JTR			
LAP	SECTOR 1		SECTOR 2		LAP TIME	MPH	DIFF	TIME OF DAY
1 -		135.0	29.237	109.6	1:20.573	105.26	7.981	15:19:41.767
2 -	44.393	136.9	29.167	107.5	1:13.560	115.30	0.968	15:20:55.327
3 -	44.985	137.7	28.860	110.1	1:13.845	114.85	1.253	15:22:09.172
4 -	44.473	137.5	28.648	109.2	1:13.121	115.99	0.529	15:23:22.293
5 -	44.003	138.6	28.589	109.2	1:12.592 (1)	116.83		15:24:34.885
6 -	44.033	138.6	28.583	108.7	1:12.616 (2)	116.80	0.024	15:25:47.501
7 -	44.110	138.0	28.636	109.2	1:12.746 (3)	116.59	0.154	15:27:00.247
8 -	44.583	137.7	28.674	109.2	1:13.257	115.77	0.665	15:28:13.504
9 -	44.595	137.7	28.679	109.4	1:13.274	115.75	0.682	15:29:26.778
10 -	44.681	137.5	28.698	108.9	1:13.379	115.58	0.787	15:30:40.157
11 -	44.567	137.2	28.930	108.9	1:13.497	115.40	0.905	15:31:53.654
12 -	44.289	135.5	28.908	109.1	1:13.197	115.87	0.605	15:33:06.851
13 -	44.554	133.9	29.599	107.2	1:14.153	114.37	1.561	15:34:21.004
14 -	44.699	137.2	28.871	109.1	1:13.570	115.28	0.978	15:35:34.574
15 -	44.636	136.6	28.937	109.6	1:13.573	115.28	0.981	15:36:48.147
16 -	45.711	135.8	29.228	108.9	1:14.939	113.18	2.347	15:38:03.086
17 -	44.304	136.6	28.770	108.4	1:13.074	116.06	0.482	15:39:16.160

P5 26		Juan ROSSO			Mygale M13-SJ - Mountune - Radical Motorsport			
LAP	SECTOR 1		SECTOR 2		LAP TIME	MPH	DIFF	TIME OF DAY
1 -		134.7	30.531	108.2	1:23.370	101.73	10.774	15:19:44.564
2 -	45.574	135.2	28.953	108.7	1:14.527	113.80	1.931	15:20:59.091
3 -	44.026	137.2	29.469	109.2	1:13.495	115.40	0.899	15:22:12.586
4 -	44.390	135.8	28.964	108.7	1:13.354	115.62	0.758	15:23:25.940
5 -	43.850	136.9	29.094	107.2	1:12.944	116.27	0.348	15:24:38.884
6 -	43.905	136.6	28.837	108.7	1:12.742 (3)	116.59	0.146	15:25:51.626
7 -	43.954	137.5	28.642	108.4	1:12.596 (1)	116.83		15:27:04.222
8 -	43.921	137.2	28.712	108.7	1:12.633 (2)	116.77	0.037	15:28:16.855
9 -	44.357	136.6	29.020	108.4	1:13.377	115.58	0.781	15:29:30.232
10 -	44.220	136.9	28.930	108.7	1:13.150	115.94	0.554	15:30:43.382
11 -	44.359	136.3	29.039	108.2	1:13.398	115.55	0.802	15:31:56.780
12 -	44.523	133.6	29.185	108.5	1:13.708	115.07	1.112	15:33:10.488
13 -	44.275	134.7	28.862	108.5	1:13.137	115.96	0.541	15:34:23.625
14 -	44.274	135.2	28.988	108.9	1:13.262	115.77	0.666	15:35:36.887
15 -	44.327	135.5	28.952	108.5	1:13.279	115.74	0.683	15:36:50.166
16 -	45.197	135.0	29.017	108.9	1:14.214	114.28	1.618	15:38:04.380
17 -	44.412	135.8	29.114	106.0	1:13.526	115.35	0.930	15:39:17.906

P6 74		James ABBOTT			Mygale M13-SJ - Mountune - Radical Motorsport			
LAP	SECTOR 1		SECTOR 2		LAP TIME	MPH	DIFF	TIME OF DAY
1 -		136.3	29.560	106.6	1:21.623	103.91	8.522	15:19:42.817
2 -	45.125	135.2	29.076	107.8	1:14.201	114.30	1.100	15:20:57.018
3 -	44.306	135.8	28.891	108.7	1:13.197	115.87	0.096	15:22:10.215
4 -	44.261	135.2	28.922	107.3	1:13.183	115.89	0.082	15:23:23.398
5 -	44.361	136.6	28.914	108.4	1:13.275	115.75	0.174	15:24:36.673
6 -	44.384	135.0	28.889	107.7	1:13.273	115.75	0.172	15:25:49.946
7 -	44.164	137.2	28.942	107.8	1:13.106 (2)	116.01	0.005	15:27:03.052
8 -	44.386	136.6	29.029	107.8	1:13.415	115.52	0.314	15:28:16.467
9 -	44.360	136.6	28.903	107.7	1:13.263	115.76	0.162	15:29:29.730
10 -	44.322	136.3	28.935	108.2	1:13.257	115.77	0.156	15:30:42.987
11 -	44.346	135.5	29.011	107.7	1:13.357	115.62	0.256	15:31:56.344
12 -	44.306	135.0	29.114	107.8	1:13.420	115.52	0.319	15:33:09.764
13 -	44.330	135.5	28.771	108.0	1:13.101 (1)	116.02		15:34:22.865
14 -	44.330	135.2	28.837	108.7	1:13.167 (3)	115.92	0.066	15:35:36.032
15 -	44.383	135.8	28.813	107.8	1:13.196	115.87	0.095	15:36:49.228
16 -	44.981	135.2	29.208	108.5	1:14.189	114.32	1.088	15:38:03.417
17 -	44.676	135.2	32.266	108.2	1:16.942	110.23	3.841	15:39:20.359

Weather / Track : Bright / Dry

Thruxton
Circuit Length = 2.3560 miles
Start: 15:18 Flag 15:39 End: 15:40

2014 Dunlop MSA Formula Ford Championship of Great Britain

ROUND 9 - SECTOR ANALYSIS

SECTOR 1 = FL to I1, SECTOR 2 = I1 to FL, DIFF = Difference To Personal Best Lap

P7		6		Harrison SCOTT		Mygale M13 SJ - Swindon - Falcon Motorsport			
LAP	SECTOR 1		SECTOR 2		LAP TIME	MPH	DIFF	TIME OF DAY	
1 -		135.8	29.111	110.3	1:19.481	106.71	6.606	15:19:40.675	
2 -	44.429	136.9	28.885	110.3	1:13.314	115.68	0.439	15:20:53.989	
3 -	44.153	137.7	28.756	110.5	1:12.909 (2)	116.33	0.034	15:22:06.898	
4 -	44.192	137.7	28.885	109.8	1:13.077	116.06	0.202	15:23:19.975	
5 -	44.107	137.7	28.768	109.6	1:12.875 (1)	116.38		15:24:32.850	
6 -	44.340	135.5	28.730	110.1	1:13.070 (3)	116.07	0.195	15:25:45.920	
7 -	44.375	137.2	28.747	109.8	1:13.122	115.99	0.247	15:26:59.042	
8 -	44.466	137.5	28.953	109.1	1:13.419	115.52	0.544	15:28:12.461	
9 -	44.294	137.5	29.212	109.4	1:13.506	115.38	0.631	15:29:25.967	
10 -	44.306	137.5	28.852	109.6	1:13.158	115.93	0.283	15:30:39.125	
11 -	44.111	137.7	28.973	109.6	1:13.084	116.05	0.209	15:31:52.209	
12 -	44.314	135.8	28.897	110.0	1:13.211	115.85	0.336	15:33:05.420	
13 -	44.467	135.5	29.016	109.8	1:13.483	115.42	0.608	15:34:18.903	
14 -	44.306	136.3	28.919	110.1	1:13.225	115.82	0.350	15:35:32.128	
15 -	44.344	136.6	43.150	86.8	1:27.494	96.93	14.619	15:36:59.622	
16 -	46.024	135.2	29.517	110.0	1:15.541	112.27	2.666	15:38:15.163	
17 -	44.693	135.5	29.752	106.0	1:14.445	113.93	1.570	15:39:29.608	

P8		11 S		Ricky COLLARD		Mygale M12-SJ - Swindon - Falcon Motorsport			
LAP	SECTOR 1		SECTOR 2		LAP TIME	MPH	DIFF	TIME OF DAY	
1 -		131.5	29.549	109.1	1:22.099	103.30	8.293	15:19:43.293	
2 -	45.478	136.1	29.582	110.0	1:15.060	112.99	1.254	15:20:58.353	
3 -	44.613	135.5	29.193	109.4	1:13.806 (1)	114.91		15:22:12.159	
4 -	45.423	135.0	29.369	108.5	1:14.792	113.40	0.986	15:23:26.951	
5 -	44.578	136.1	29.454	107.7	1:14.032 (3)	114.56	0.226	15:24:40.983	
6 -	44.386	138.3	29.450	107.7	1:13.836 (2)	114.87	0.030	15:25:54.819	
7 -	45.879	135.5	29.220	109.2	1:15.099	112.93	1.293	15:27:09.918	
8 -	44.673	135.2	29.474	109.2	1:14.147	114.38	0.341	15:28:24.065	
9 -	44.956	133.1	29.469	109.1	1:14.425	113.96	0.619	15:29:38.490	
10 -	44.919	134.2	29.634	108.9	1:14.553	113.76	0.747	15:30:53.043	
11 -	44.816	133.9	29.482	109.1	1:14.298	114.15	0.492	15:32:07.341	
12 -	44.861	133.1	29.877	107.5	1:14.738	113.48	0.932	15:33:22.079	
13 -	44.937	133.6	29.515	108.7	1:14.452	113.92	0.646	15:34:36.531	
14 -	44.931	133.1	29.604	109.1	1:14.535	113.79	0.729	15:35:51.066	
15 -	44.984	133.9	29.697	108.9	1:14.681	113.57	0.875	15:37:05.747	
16 -	45.028	133.1	29.490	109.1	1:14.518	113.81	0.712	15:38:20.265	
17 -	44.767	133.6	29.316	108.9	1:14.083	114.48	0.277	15:39:34.348	

P9		82 S		Connor MILLS		Mygale M12-SJ - Scholar - Meridian			
LAP	SECTOR 1		SECTOR 2		LAP TIME	MPH	DIFF	TIME OF DAY	
1 -		134.4	29.731	108.4	1:21.711	103.80	7.819	15:19:42.905	
2 -	45.758	134.7	29.292	109.4	1:15.050	113.01	1.158	15:20:57.955	
3 -	44.699	135.8	29.193	110.1	1:13.892 (1)	114.78		15:22:11.847	
4 -	45.120	134.2	29.630	109.8	1:14.750	113.46	0.858	15:23:26.597	
5 -	44.607	135.8	29.376	110.5	1:13.983 (2)	114.64	0.091	15:24:40.580	
6 -	44.690	136.6	29.661	111.1	1:14.351	114.07	0.459	15:25:54.931	
7 -	45.436	134.4	29.143	110.3	1:14.579	113.72	0.687	15:27:09.510	
8 -	44.712	135.5	29.628	108.5	1:14.340	114.09	0.448	15:28:23.850	
9 -	44.753	135.5	29.358	110.0	1:14.111 (3)	114.44	0.219	15:29:37.961	
10 -	44.986	134.7	29.631	109.8	1:14.617	113.66	0.725	15:30:52.578	
11 -	44.961	134.7	29.366	107.5	1:14.327	114.11	0.435	15:32:06.905	
12 -	44.936	134.2	29.345	109.1	1:14.281	114.18	0.389	15:33:21.186	
13 -	44.858	134.7	29.433	108.9	1:14.291	114.16	0.399	15:34:35.477	
14 -	45.088	134.4	29.579	110.0	1:14.667	113.59	0.775	15:35:50.144	
15 -	44.834	134.2	29.359	109.8	1:14.193	114.31	0.301	15:37:04.337	
16 -	45.008	134.2	29.418	110.0	1:14.426	113.96	0.534	15:38:18.763	
17 -	45.436	134.7	30.697	109.6	1:16.133	111.40	2.241	15:39:34.896	

Weather / Track : Bright / Dry

Thruxton

Circuit Length = 2.3560 miles

Start: 15:18 Flag 15:39 End: 15:40

2014 Dunlop MSA Formula Ford Championship of Great Britain

ROUND 9 - SECTOR ANALYSIS

SECTOR 1 = FL to I1, SECTOR 2 = I1 to FL, DIFF = Difference To Personal Best Lap

P10		75 S		Bobby THOMPSON (G)		Mygale M12-SJ - Scholar - Meridian			
LAP	SECTOR 1		SECTOR 2		LAP TIME	MPH	DIFF	TIME OF DAY	
1 -		130.0	30.933	108.4	1:23.612	101.44	9.730	15:19:44.806	
2 -	46.536	130.8	30.145	107.8	1:16.681	110.60	2.799	15:21:01.487	
3 -	44.692	133.9	29.637	108.5	1:14.329	114.10	0.447	15:22:15.816	
4 -	44.606	135.2	29.325	108.4	1:13.931	114.72	0.049	15:23:29.747	
5 -	44.347	135.8	29.932	107.5	1:14.279	114.18	0.397	15:24:44.026	
6 -	44.684	135.5	29.443	108.0	1:14.127	114.42	0.245	15:25:58.153	
7 -	44.551	135.2	29.331	108.2	1:13.882 (1)	114.79		15:27:12.035	
8 -	44.403	135.5	29.486	107.7	1:13.889 (2)	114.78	0.007	15:28:25.924	
9 -	44.644	134.7	29.313	108.0	1:13.957	114.68	0.075	15:29:39.881	
10 -	44.426	135.8	29.490	108.2	1:13.916 (3)	114.74	0.034	15:30:53.797	
11 -	44.699	135.2	29.381	107.8	1:14.080	114.49	0.198	15:32:07.877	
12 -	44.689	134.2	29.769	108.2	1:14.458	113.91	0.576	15:33:22.335	
13 -	44.960	133.6	29.597	108.2	1:14.557	113.76	0.675	15:34:36.892	
14 -	44.859	133.9	29.607	108.7	1:14.466	113.89	0.584	15:35:51.358	
15 -	44.973	134.4	29.691	108.5	1:14.664	113.59	0.782	15:37:06.022	
16 -	45.003	134.4	29.542	108.4	1:14.545	113.77	0.663	15:38:20.567	
17 -	44.868	133.6	33.935	92.0	1:18.803	107.63	4.921	15:39:39.370	

P11		24 S		Ovie IRORO		Mygale M12-SJ - Scholar - Richardson Racing			
LAP	SECTOR 1		SECTOR 2		LAP TIME	MPH	DIFF	TIME OF DAY	
1 -		133.9	30.419	106.6	1:23.219	101.91	8.147	15:19:44.413	
2 -	46.861	131.0	31.133	107.7	1:17.994	108.74	2.922	15:21:02.407	
3 -	45.298	132.6	29.774	107.0	1:15.072 (1)	112.97		15:22:17.479	
4 -	46.067	133.1	30.107	107.7	1:16.174	111.34	1.102	15:23:33.653	
5 -	45.655	133.9	30.002	107.7	1:15.657 (2)	112.10	0.585	15:24:49.310	
6 -	45.832	134.4	30.311	106.8	1:16.143	111.39	1.071	15:26:05.453	
7 -	46.053	132.6	30.512	106.6	1:16.565	110.77	1.493	15:27:22.018	
8 -	46.426	133.6	30.005	106.5	1:16.431	110.97	1.359	15:28:38.449	
9 -	45.425	132.8	30.438	106.3	1:15.863 (3)	111.80	0.791	15:29:54.312	
10 -	46.081	132.6	30.628	106.8	1:16.709	110.56	1.637	15:31:11.021	
11 -	47.224	131.5	30.832	106.8	1:18.056	108.66	2.984	15:32:29.077	
12 -	45.836	132.6	30.490	106.6	1:16.326	111.12	1.254	15:33:45.403	
13 -	46.987	131.0	30.348	106.3	1:17.335	109.67	2.263	15:35:02.738	
14 -	46.244	132.3	30.529	106.5	1:16.773	110.47	1.701	15:36:19.511	
15 -	47.040	131.8	31.497	106.6	1:18.537	107.99	3.465	15:37:38.048	
16 -	47.405	130.5	31.441	107.0	1:18.846	107.57	3.774	15:38:56.894	
17 -	47.692	129.8	31.776	107.2	1:19.468	106.72	4.396	15:40:16.362	

P12		88		Greg HOLLOWAY		Sinter LA12 - Scholar - SWB Motorsport			
LAP	SECTOR 1		SECTOR 2		LAP TIME	MPH	DIFF	TIME OF DAY	
1 -		127.5	31.731	104.2	1:26.985	97.50	9.357	15:19:48.179	
2 -	47.906	128.0	31.316	105.5	1:19.222	107.06	1.594	15:21:07.401	
3 -	47.218	129.5	30.766	106.6	1:17.984	108.76	0.356	15:22:25.385	
4 -	46.765	130.3	31.018	106.5	1:17.783 (3)	109.04	0.155	15:23:43.168	
5 -	46.869	129.5	30.759	106.1	1:17.628 (1)	109.25		15:25:00.796	
6 -	47.159	130.0	31.112	106.0	1:18.271	108.36	0.643	15:26:19.067	
7 -	46.953	130.5	30.837	106.1	1:17.790	109.03	0.162	15:27:36.857	
8 -	46.995	130.3	30.830	106.0	1:17.825	108.98	0.197	15:28:54.682	
9 -	46.824	130.0	30.834	106.3	1:17.658 (2)	109.21	0.030	15:30:12.340	
10 -	47.001	130.3	31.138	104.5	1:18.139	108.54	0.511	15:31:30.479	
11 -	47.812	129.5	30.805	105.6	1:18.617	107.88	0.989	15:32:49.096	
12 -	47.228	129.3	30.780	105.8	1:18.008	108.72	0.380	15:34:07.104	
13 -	47.373	129.3	31.265	105.3	1:18.638	107.85	1.010	15:35:25.742	
14 -	47.123	129.5	33.493	96.9	1:20.616	105.21	2.988	15:36:46.358	
15 -	51.014	128.0	31.222	104.8	1:22.236	103.13	4.608	15:38:08.594	
16 -	47.256	129.5	30.910	105.5	1:18.166	108.50	0.538	15:39:26.760	

Weather / Track : Bright / Dry

Thruxton
Circuit Length = 2.3560 miles
Start: 15:18 Flag 15:39 End: 15:40

2014 Dunlop MSA Formula Ford Championship of Great Britain

ROUND 9 - BEST SPEEDS

POS	SECTOR 1			SECTOR 2			FINISH LINE		
	NO	NAME	MPH	NO	NAME	MPH	NO	NAME	MPH
1	1	Sam BRABHAM	138.6				82	Connor MILLS	111.1
2	18	Max MARSHALL	138.6				1	Sam BRABHAM	110.7
3	11	Ricky COLLARD	138.3				6	Harrison SCOTT	110.5
4	6	Harrison SCOTT	137.7				2	Jayde KRUGER	110.3
5	16	Ashley SUTTON	137.7				18	Max MARSHALL	110.1
6	26	Juan ROSSO	137.5				11	Ricky COLLARD	110.0
7	74	James ABBOTT	137.2				16	Ashley SUTTON	109.4
8	82	Connor MILLS	136.6				26	Juan ROSSO	109.2
9	2	Jayde KRUGER	135.8				74	James ABBOTT	108.7
10	75	Bobby THOMPSON (G)	135.8				75	Bobby THOMPSON (G)	108.7
11	24	Ovie IRORO	134.4				24	Ovie IRORO	107.7
12	88	Greg HOLLOWAY	130.5				88	Greg HOLLOWAY	106.6

Weather / Track : Bright / Dry

Results can be found at www.tsl-timing.com

Thruxton
Circuit Length = 2.3560 miles
Start: 15:18 Flag 15:39 End: 15:40

Printed - 15:40 Sunday, 04 May 2014

2014 Dunlop MSA Formula Ford Championship of Great Britain

ROUND 9 - BEST SECTORS

SECTOR 1			SECTOR 2			IDEAL / BEST COMPARISON						
POS	NO	NAME	TIME	NO	NAME	TIME	POS	NO	NAME	IDEAL	BEST	DIFF
1	16	SUTTON	43.729	18	MARSHALL	28.583						
2	1	BRABHAM	43.770	26	ROSSO	28.642	1	16	SUTTON	1:12.430	1:12.430	0.000
3	26	ROSSO	43.850	16	SUTTON	28.701	2	26	ROSSO	1:12.492	1:12.596	0.104
4	18	MARSHALL	44.003	6	SCOTT	28.730	3	18	MARSHALL	1:12.586	1:12.592	0.006
5	2	KRUGER	44.106	74	ABBOTT	28.771	4	1	BRABHAM	1:12.691	1:12.789	0.098
6	6	SCOTT	44.107	2	KRUGER	28.783	5	6	SCOTT	1:12.837	1:12.875	0.038
7	74	ABBOTT	44.164	1	BRABHAM	28.921	6	2	KRUGER	1:12.889	1:12.913	0.024
8	75	THOMPSON (G)	44.347	82	MILLS	29.143	7	74	ABBOTT	1:12.935	1:13.101	0.166
9	11	COLLARD	44.386	11	COLLARD	29.193	8	11	COLLARD	1:13.579	1:13.806	0.227
10	82	MILLS	44.607	75	THOMPSON (G)	29.313	9	75	THOMPSON (G)	1:13.660	1:13.882	0.222
11	24	IRORO	45.298	24	IRORO	29.774	10	82	MILLS	1:13.750	1:13.892	0.142
12	88	HOLLOWAY	46.765	88	HOLLOWAY	30.759	11	24	IRORO	1:15.072	1:15.072	0.000
							12	88	HOLLOWAY	1:17.524	1:17.628	0.104

Weather / Track : Bright / Dry

Results can be found at www.tsl-timing.com

Thruxton
 Circuit Length = 2.3560 miles
 Start: 15:18 Flag 15:39 End: 15:40

Printed - 15:40 Sunday, 04 May 2014

2014 Dunlop MSA Formula Ford Championship of Great Britain

ROUND 9 - LAP CHART

LAP 1			LAP 2			LAP 3			LAP 4			LAP 5		
NO	BEHIND	LAP TIME	NO	BEHIND	LAP TIME	NO	BEHIND	LAP TIME	NO	BEHIND	LAP TIME	NO	BEHIND	LAP TIME
1		1:19.015	1		1:13.001	1		1:13.011	1		1:12.875	1		1:12.999
2	0.294	1:19.309	2	0.396	1:13.103	2	0.420	1:13.035	2	0.459	1:12.914	2	0.507	1:13.047
6	0.466	1:19.481	6	0.779	1:13.314	6	0.677	1:12.909	6	0.879	1:13.077	6	0.755	1:12.875
16	1.347	1:20.362	18	2.117	1:13.560	16	2.667	1:13.499	16	2.662	1:12.870	16	2.191	1:12.528
18	1.558	1:20.573	16	2.179	1:13.833	18	2.951	1:13.845	18	3.197	1:13.121	18	2.790	1:12.592
74	2.608	1:21.623	74	3.808	1:14.201	74	3.994	1:13.197	74	4.302	1:13.183	74	4.578	1:13.275
82	2.696	1:21.711	82	4.745	1:15.050	82	5.626	1:13.892	26	6.844	1:13.354	26	6.789	1:12.944
11	3.084	1:22.099	11	5.143	1:15.060	11	5.938	1:13.806	82	7.501	1:14.750	82	8.485	1:13.983
24	4.204	1:23.219	26	5.881	1:14.527	26	6.365	1:13.495	11	7.855	1:14.792	11	8.888	1:14.032
26	4.355	1:23.370	75	8.277	1:16.681	75	9.595	1:14.329	75	10.651	1:13.931	75	11.931	1:14.279
75	4.597	1:23.612	24	9.197	1:17.994	24	11.258	1:15.072	24	14.557	1:16.174	24	17.215	1:15.657
88	7.970	1:26.985	88	14.191	1:19.222	88	19.164	1:17.984	88	24.072	1:17.783	88	28.701	1:17.628

Weather / Track : Bright / Dry

Thruxton
 Circuit Length = 2.3560 miles
 Start: 15:18 Flag 15:39 End: 15:40

2014 Dunlop MSA Formula Ford Championship of Great Britain

ROUND 9 - LAP CHART

LAP 6			LAP 7			LAP 8			LAP 9			LAP 10		
NO	BEHIND	LAP TIME	NO	BEHIND	LAP TIME	NO	BEHIND	LAP TIME	NO	BEHIND	LAP TIME	NO	BEHIND	LAP TIME
1		1:13.069	1		1:13.007	1		1:12.789	1		1:13.260	1		1:12.909
2	0.426	1:12.988	2	0.332	1:12.913	2	0.596	1:13.053	2	0.536	1:13.200	2	0.865	1:13.238
6	0.756	1:13.070	6	0.871	1:13.122	6	1.501	1:13.419	6	1.747	1:13.506	6	1.996	1:13.158
16	1.552	1:12.430	16	1.287	1:12.742	16	1.758	1:13.260	16	2.035	1:13.537	16	2.683	1:13.557
18	2.337	1:12.616	18	2.076	1:12.746	18	2.544	1:13.257	18	2.558	1:13.274	18	3.028	1:13.379
74	4.782	1:13.273	74	4.881	1:13.106	74	5.507	1:13.415	74	5.510	1:13.263	74	5.858	1:13.257
26	6.462	1:12.742	26	6.051	1:12.596	26	5.895	1:12.633	26	6.012	1:13.377	26	6.253	1:13.150
11	9.655	1:13.836	82	11.339	1:14.579	82	12.890	1:14.340	82	13.741	1:14.111	82	15.449	1:14.617
82	9.767	1:14.351	11	11.747	1:15.099	11	13.105	1:14.147	11	14.270	1:14.425	11	15.914	1:14.553
75	12.989	1:14.127	75	13.864	1:13.882	75	14.964	1:13.889	75	15.661	1:13.957	75	16.668	1:13.916
24	20.289	1:16.143	24	23.847	1:16.565	24	27.489	1:16.431	24	30.092	1:15.863	24	33.892	1:16.709
88	33.903	1:18.271	88	38.686	1:17.790	88	43.722	1:17.825	88	48.120	1:17.658	88	53.350	1:18.139

Weather / Track : Bright / Dry

Thruxton
 Circuit Length = 2.3560 miles
 Start: 15:18 Flag 15:39 End: 15:40

2014 Dunlop MSA Formula Ford Championship of Great Britain

ROUND 9 - LAP CHART

LAP 11			LAP 12			LAP 13			LAP 14			LAP 15		
NO	BEHIND	LAP TIME	NO	BEHIND	LAP TIME	NO	BEHIND	LAP TIME	NO	BEHIND	LAP TIME	NO	BEHIND	LAP TIME
1		1:13.143	1		1:13.480	1		1:13.107	1		1:13.104	1		1:13.229
2	1.027	1:13.305	2	0.688	1:13.141	2	0.682	1:13.101	2	0.644	1:13.066	2	1.074	1:13.659
6	1.937	1:13.084	6	1.668	1:13.211	6	2.044	1:13.483	6	2.165	1:13.225	88	1 Lap	1:20.616
16	2.612	1:13.072	16	2.322	1:13.190	16	2.409	1:13.194	16	2.675	1:13.370	16	4.475	1:15.029
18	3.382	1:13.497	18	3.099	1:13.197	18	4.145	1:14.153	18	4.611	1:13.570	18	4.955	1:13.573
74	6.072	1:13.357	74	6.012	1:13.420	74	6.006	1:13.101	74	6.069	1:13.167	74	6.036	1:13.196
26	6.508	1:13.398	26	6.736	1:13.708	26	6.766	1:13.137	26	6.924	1:13.262	26	6.974	1:13.279
82	16.633	1:14.327	82	17.434	1:14.281	82	18.618	1:14.291	82	20.181	1:14.667	6	16.430	1:27.494
11	17.069	1:14.298	11	18.327	1:14.738	11	19.672	1:14.452	11	21.103	1:14.535	82	21.145	1:14.193
75	17.605	1:14.080	75	18.583	1:14.458	75	20.033	1:14.557	75	21.395	1:14.466	11	22.555	1:14.681
24	38.805	1:18.056	24	41.651	1:16.326	24	45.879	1:17.335	24	49.548	1:16.773	75	22.830	1:14.664
88	58.824	1:18.617	88	1:03.352	1:18.008	88	1:08.883	1:18.638				24	54.856	1:18.537

Weather / Track : Bright / Dry

Results can be found at www.tsl-timing.com

Page 3 of 4

Thruxton
 Circuit Length = 2.3560 miles
 Start: 15:18 Flag 15:39 End: 15:40

Printed - 15:40 Sunday, 04 May 2014

2014 Dunlop MSA Formula Ford Championship of Great Britain

ROUND 9 - LAP CHART

LAP 16			LAP 17		
NO	BEHIND	LAP TIME	NO	BEHIND	LAP TIME
1		1:13.570	1		1:13.215
2	0.651	1:13.147	2	0.709	1:13.273
16	5.138	1:14.233	16	5.743	1:13.820
18	6.324	1:14.939	18	6.183	1:13.074
74	6.655	1:14.189	26	7.929	1:13.526
26	7.618	1:14.214	74	10.382	1:16.942
88	1 Lap	1:22.236	88	1 Lap	1:18.166
6	18.401	1:15.541	6	19.631	1:14.445
82	22.001	1:14.426	11	24.371	1:14.083
11	23.503	1:14.518	82	24.919	1:16.133
75	23.805	1:14.545	75	29.393	1:18.803
24	1:00.132	1:18.846	24	1:06.385	1:19.468

Weather / Track : Bright / Dry

Results can be found at www.tsl-timing.com

Page 4 of 4

Thruxton
Circuit Length = 2.3560 miles
Start: 15:18 Flag 15:39 End: 15:40

Printed - 15:40 Sunday, 04 May 2014

2014 Dunlop MSA Formula Ford Championship of Great Britain
ROUND 9 - POSITION CHART

No	Name	Lap																	
		Pos	1	2	3	4	5	6	7	8	9	10	11	12	13	14	15	16	17
1	BRABHAM	1	1	1	1	1	1	1	1	1	1	1	1	1	1	1	1	1	1
2	KRUGER	2	2	2	2	2	2	2	2	2	2	2	2	2	2	2	2	2	2
6	SCOTT	3	6	6	6	6	6	6	6	6	6	6	6	6	6	6	16	16	16
18	MARSHALL	4	16	18	16	16	16	16	16	16	16	16	16	16	16	16	18	18	18
74	ABBOTT	5	18	16	18	18	18	18	18	18	18	18	18	18	18	18	74	74	26
16	SUTTON	6	74	74	74	74	74	74	74	74	74	74	74	74	74	74	26	26	74
11	COLLARD	7	82	82	82	26	26	26	26	26	26	26	26	26	26	26	6	6	6
82	MILLS	8	11	11	11	82	82	11	82	82	82	82	82	82	82	82	82	82	11
24	IRORO	9	24	26	26	11	11	82	11	11	11	11	11	11	11	11	11	11	82
75	THOMPSON (G)	10	26	75	75	75	75	75	75	75	75	75	75	75	75	75	75	75	75
88	HOLLOWAY	11	75	24	24	24	24	24	24	24	24	24	24	24	24	24	24	24	24
26	ROSSO	12	88	88	88	88	88	88	88	88	88	88	88	88	88	88	88	88	88

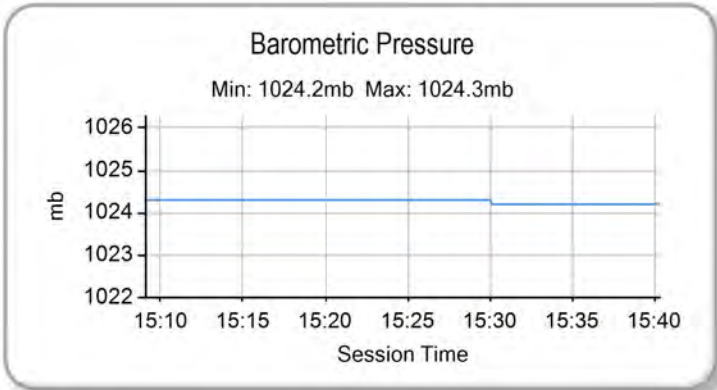
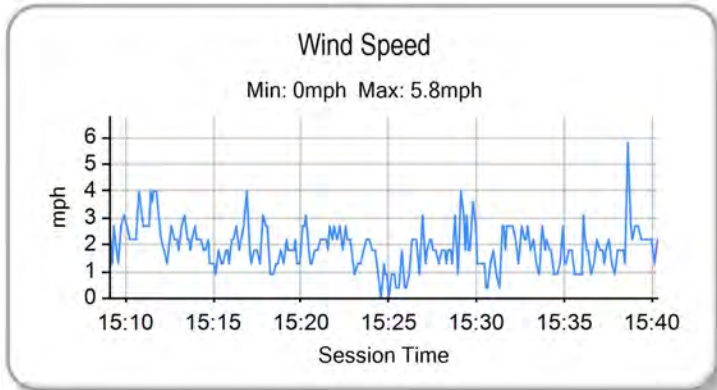
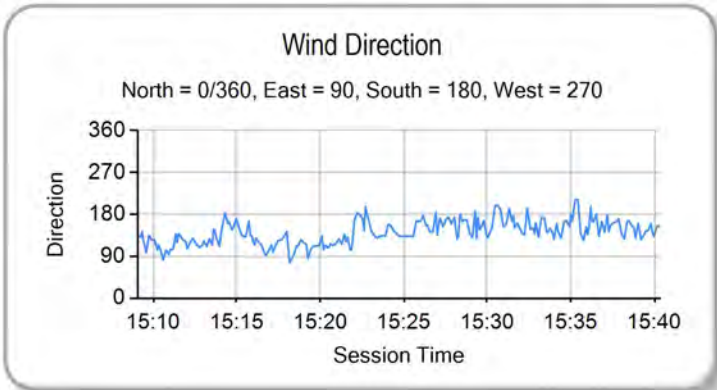
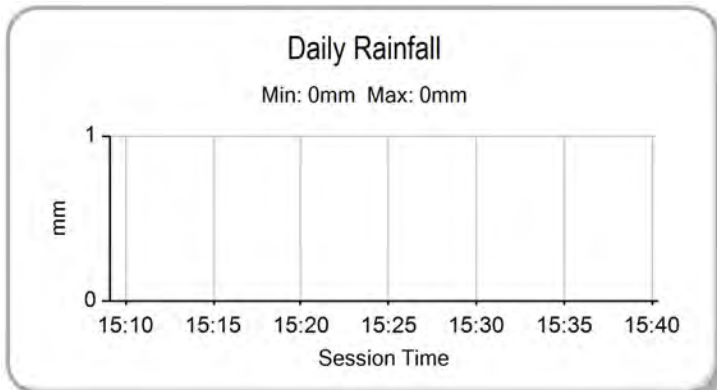
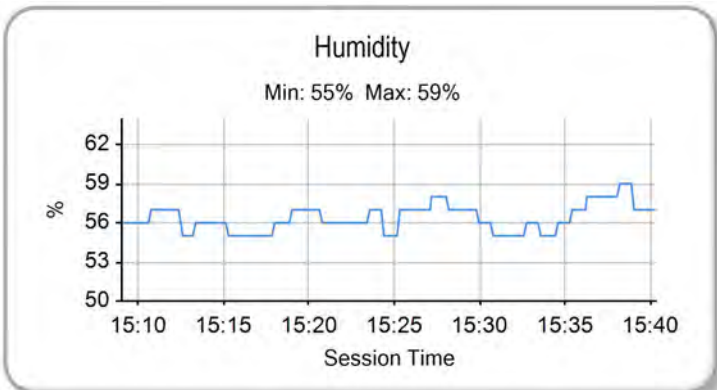
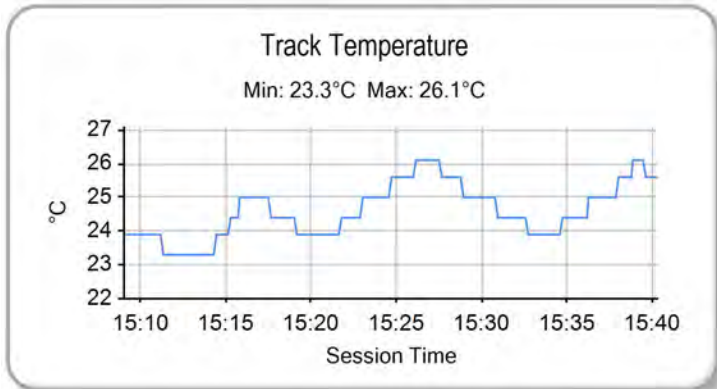
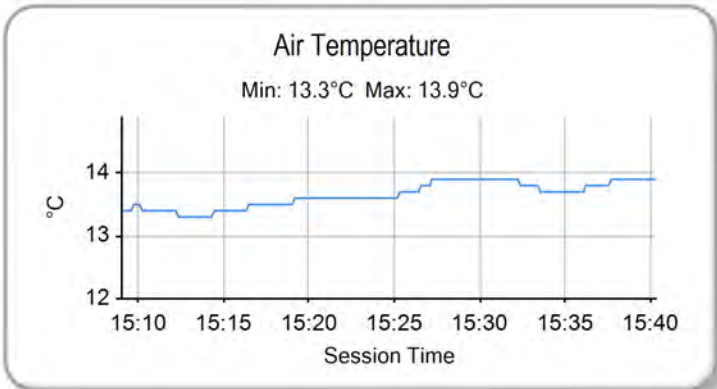
Weather / Track : Bright / Dry

Results can be found at www.tsl-timing.com

Thruxton
 Circuit Length = 2.3560 miles
 Start: 15:18 Flag 15:39 End: 15:40

Printed - 15:41 Sunday, 04 May 2014

2014 Dunlop MSA Formula Ford Championship of Great Britain
ROUND 9 - WEATHER CONDITIONS



Weather / Track : Bright / Dry

Thruxton
 Circuit Length = 2.3560 miles
 Start: 15:18 Flag 15:39 End: 15:40

Results can be found at www.tsl-timing.com

Printed - 15:42 Sunday, 04 May 2014